

(No Model.)

O. KAEHLER.
MUFF.

No. 405,097.

Patented June 11, 1889.

Fig. 1.

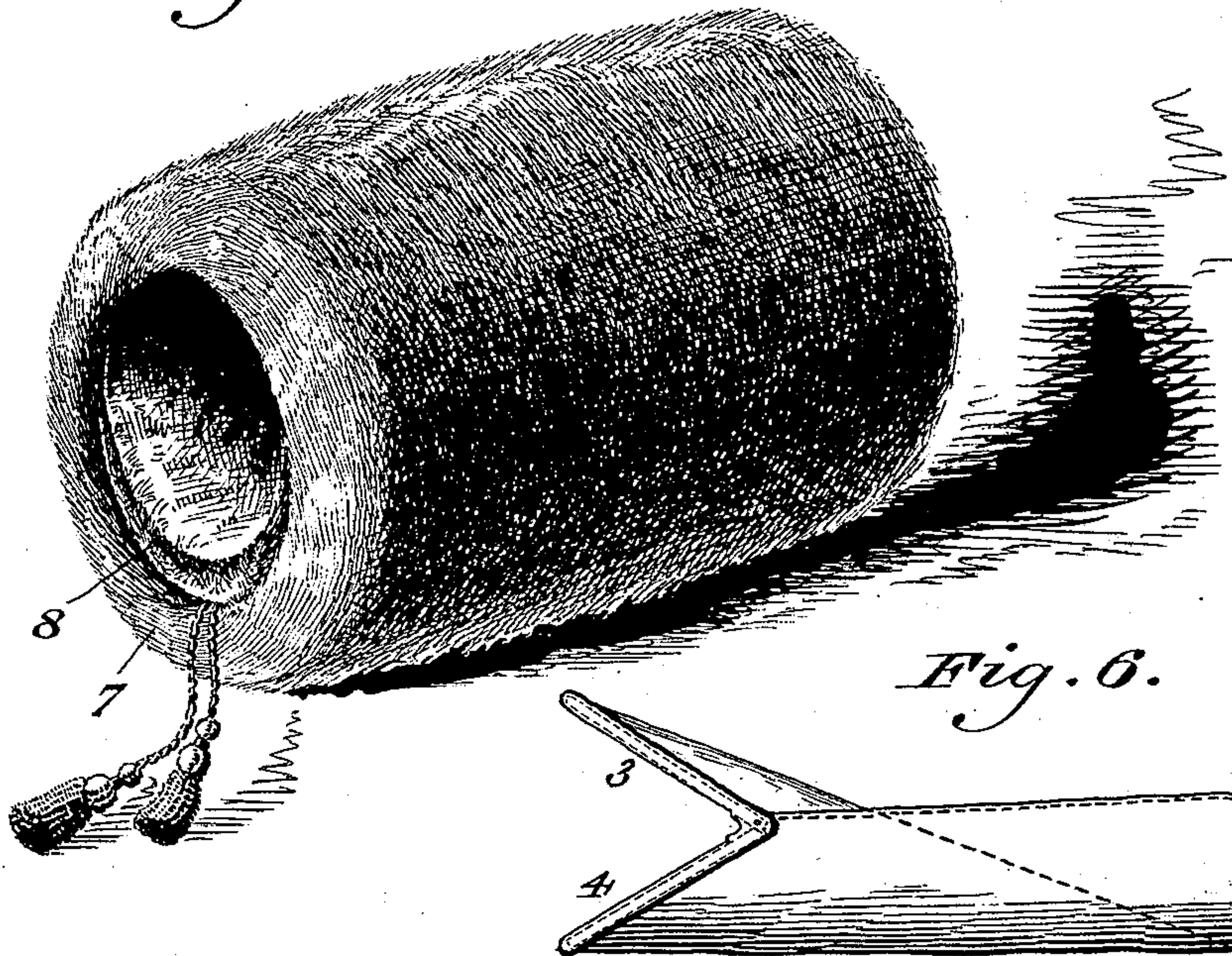


Fig. 2.

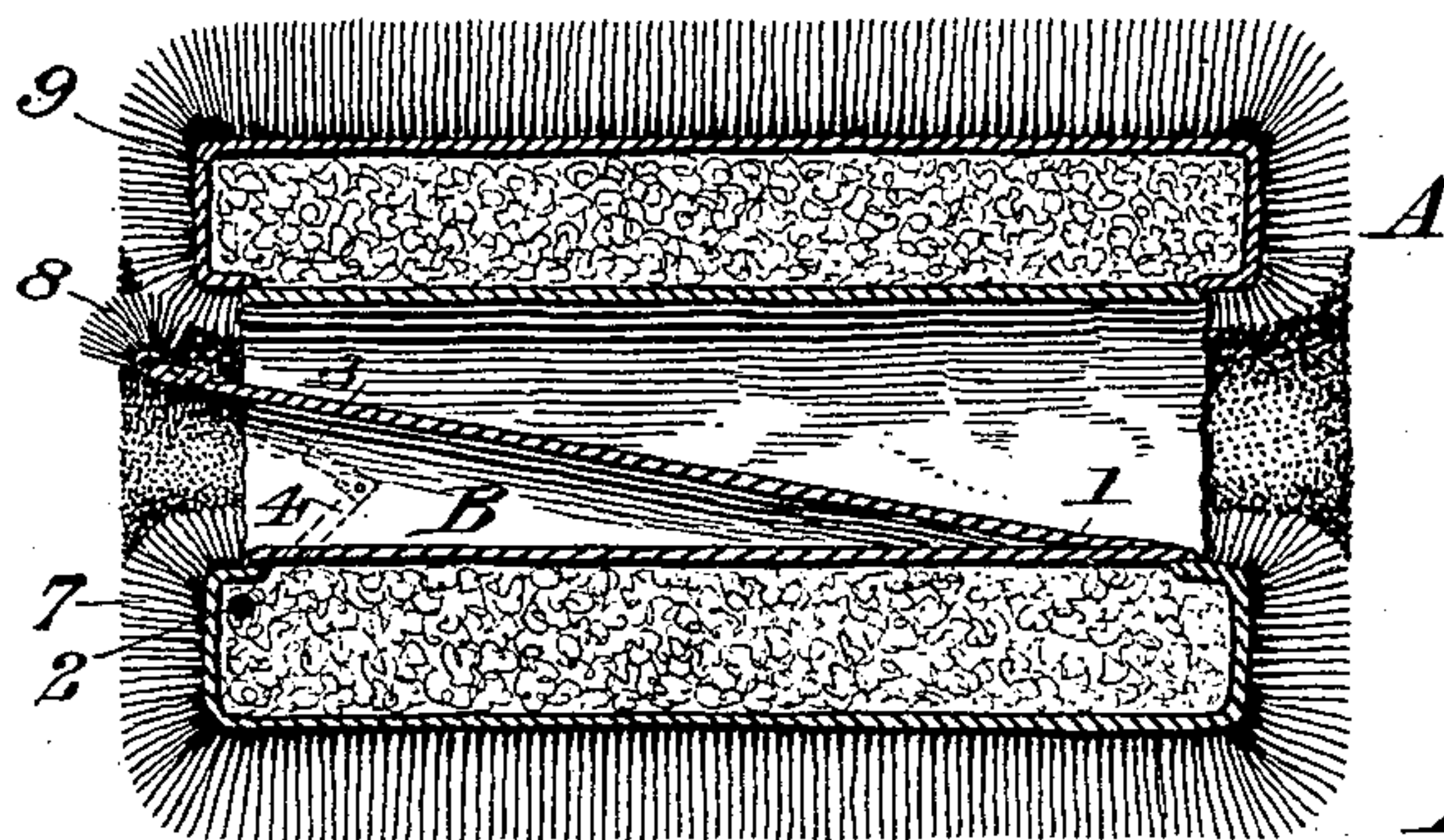


Fig. 5.

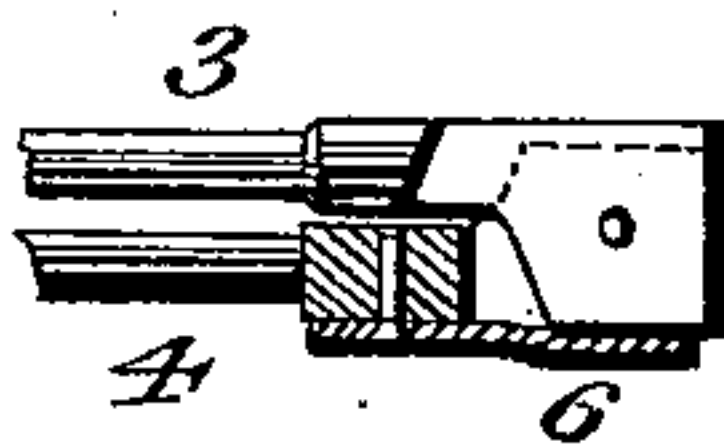


Fig. 3.

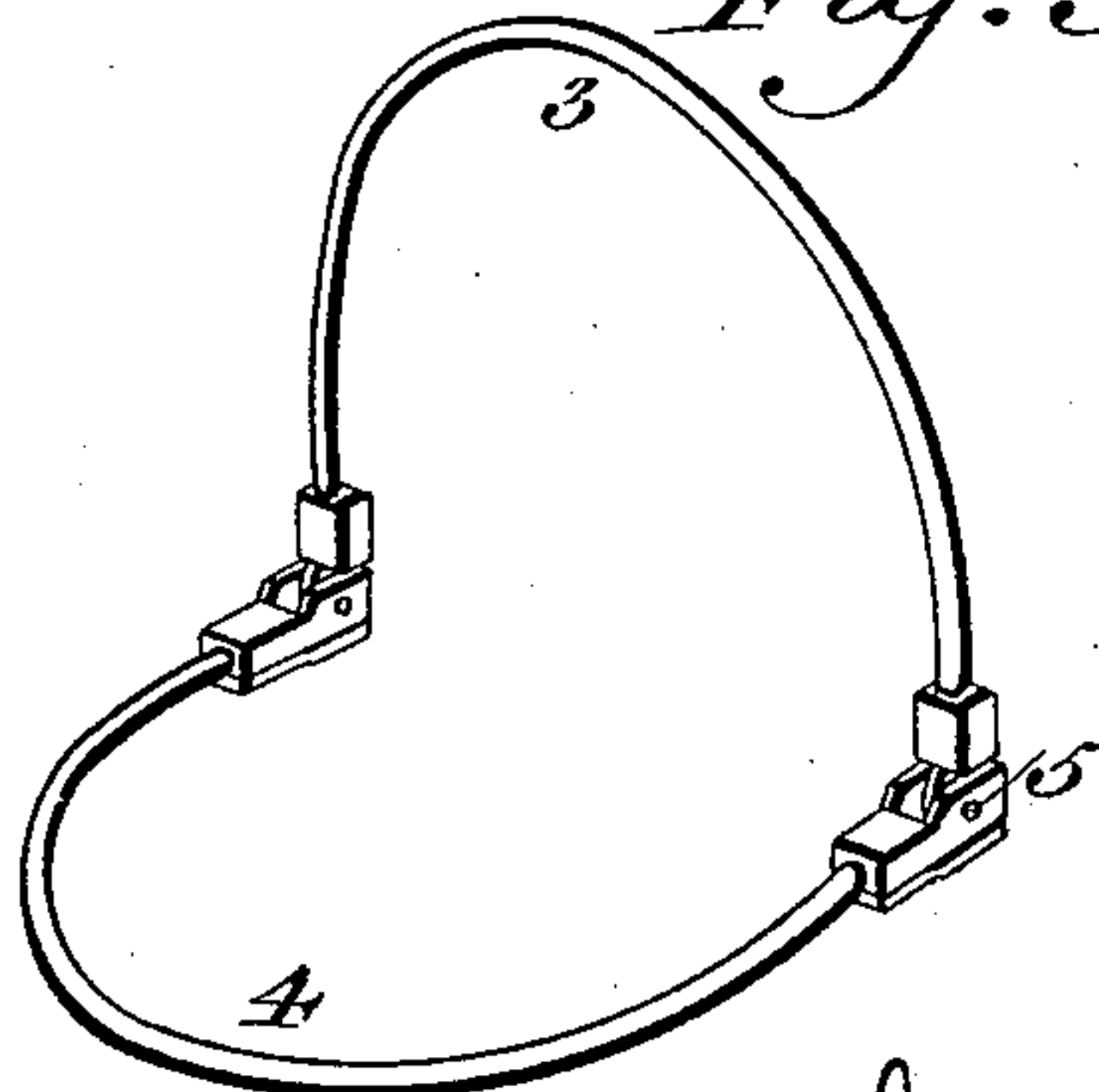
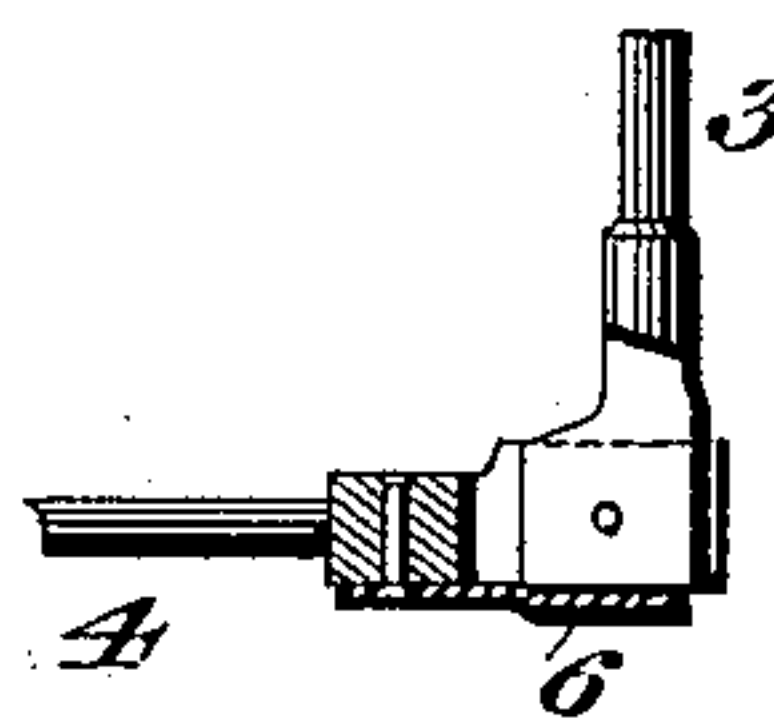


Fig. 4.



Witnesses

P. H. Nagle.
A. P. Jennings.

By *his*

Attorneys

Wiedersheim-Pfister

Inventor

Otto Kaepler

UNITED STATES PATENT OFFICE.

OTTO KAEHLER, OF PHILADELPHIA, PENNSYLVANIA.

MUFF.

SPECIFICATION forming part of Letters Patent No. 405,097, dated June 11, 1889.

Application filed February 16, 1889. Serial No. 300,180. (No model.)

To all whom it may concern:

Be it known that I, OTTO KAEHLER, a citizen of the United States, residing in the city and county of Philadelphia, State of Pennsylvania, have invented a new and useful Improvement in Muffs, which improvement is fully set forth in the following specification and accompanying drawings.

My invention consists of a muff provided with a pocket of novel construction, as will be hereinafter fully set forth and definitely claimed.

Figure 1 represents a perspective view of a muff embodying my invention. Fig. 2 represents a longitudinal section thereof. Fig. 3 represents a perspective view of the jaws of the pocket of the muff. Figs. 4 and 5 represent sections of the joint of said jaws on an enlarged scale and in different positions. Fig. 6 represents a side elevation of the pocket on an enlarged scale.

Similar letters and numerals of reference indicate corresponding parts in the several figures.

Referring to the drawings, A designates a muff, which, excepting the features of my invention applied thereto, is of usual construction.

B designates a pocket, the closed end of which is secured to the interior of the muff at one end thereof, and its mouth secured to the opposite end, as will be seen at 1 and 2, said mouth being provided with jaws 3 4, which are hinged or pivoted together, as at 5, the joint having connected with it a spring 6, which is secured to one jaw and bears against the other, so as to close the jaws and retain them in closed position.

The portion of the pocket connected with the jaws 4 is concealed by the rim 7 of fur or other material of which the muff is formed, said jaw being pivoted to the contiguous portion of the mouth of the pocket of the muff at the place 2. The other jaw 3 of the connected portion of the mouth is covered by a segment or piece 8 of the muff material, formed by slitting the end of the muff, which, when the jaws are closed, forms a continuity of the end of the muff as an integral portion thereof, as will be seen in Fig. 1, in which position of parts the pocket is closed, and the muff presents the ordinary appearance of an article of its kind, the rim 7 being the part of the end

of the muff adjacent to the slit by which the piece 8 is formed. When the pocket is to be opened, the jaw 3 is raised, as will be seen in Fig. 2, the slitted piece 8 coming in contact with the portion 9 of the rim of the muff, so that said fringe or edging presents the appearance of a continuity of said portion 9. When the jaws are opened, the spring 6 bears against the heel of the jaw 3 in such manner as to hold said jaw in open condition. (See Fig. 3.) When the pocket is to be closed, the jaw 3 is lowered, the spring 6 being overcome, said jaw then returning to its normal position against the jaw 4. The spring 6 now bears against the side of the heel of jaw 3, (see Fig. 5,) and, besides, having lowered the jaw to full extent after having been started by the hand, serves to keep the jaws 3 and 4 in contact and retain the mouth of the pocket in closed condition, preventing the escape of the contents thereof.

I am aware that it is not new to insert in the lining of a muff a pocket with mouth adapted to be opened or closed, as desired, and such I do not claim; but I am not aware that it is common to construct the same as herein described, wherein the jaw is composed of two pieces of wire hinged or connected, as shown, within the pocket, one of the jaws being immovable and within the lining and the other jaw having its outer end connected with a segment or portion of the fur trimming of the end of the muff.

Having thus described my invention, what I claim as new, and desire to secure by Letters Patent, is—

A muff having a pocket within the same, the mouth of the pocket being provided with a hinged jaw consisting of the semicircular or curved pieces hinged at their ends within the pocket and extending toward the end of the muff, and having their outer ends at the ends of the opening in the muff, the said outer ends having coverings integral with the coverings of the end of the muff, and the hinge of the said jaws having a spring adapted to retain the jaws in position as desired, said parts being combined substantially as described.

OTTO KAEHLER.

Witnesses:

ALICE P. JENNINGS,
L. JENNINGS.