

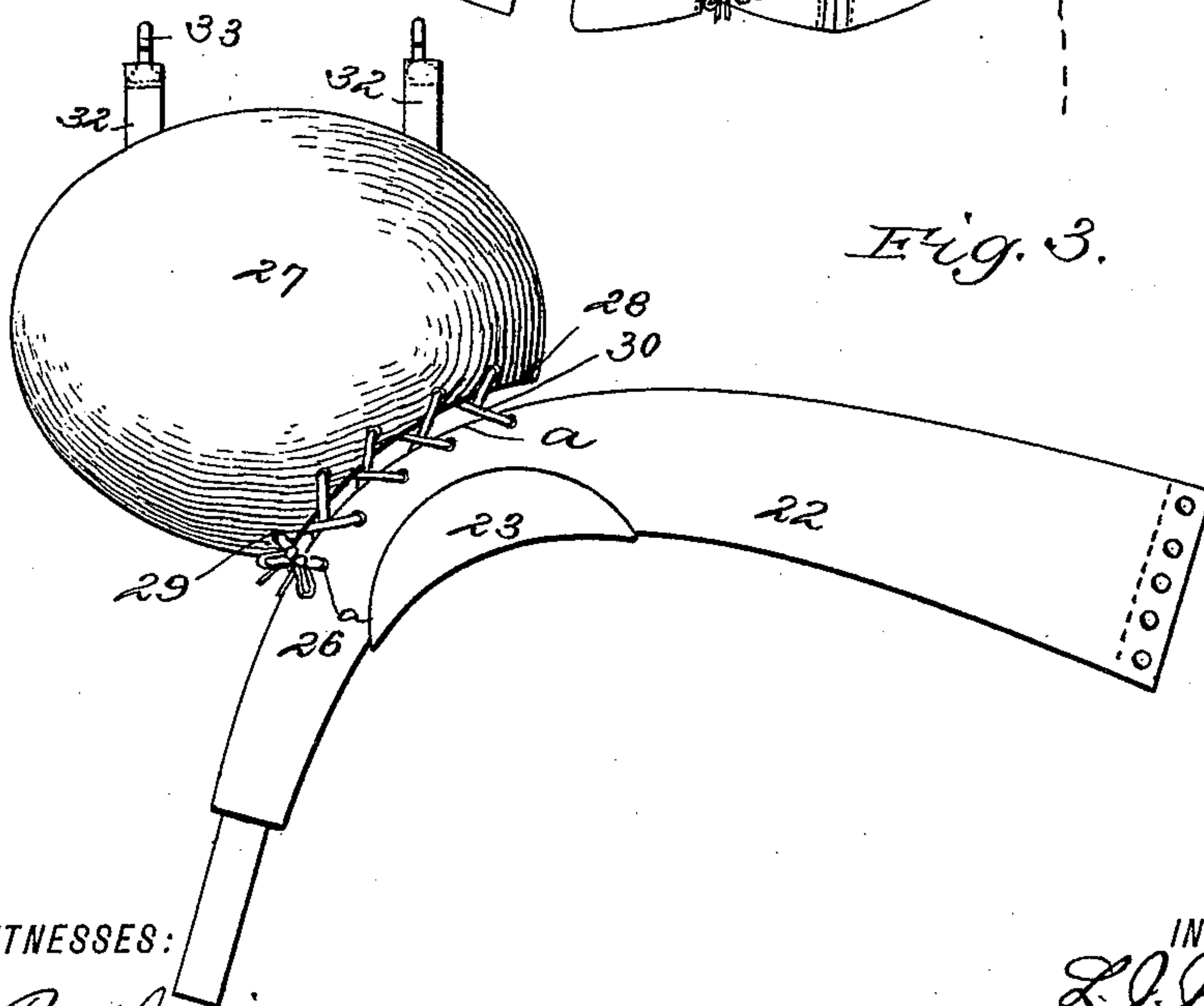
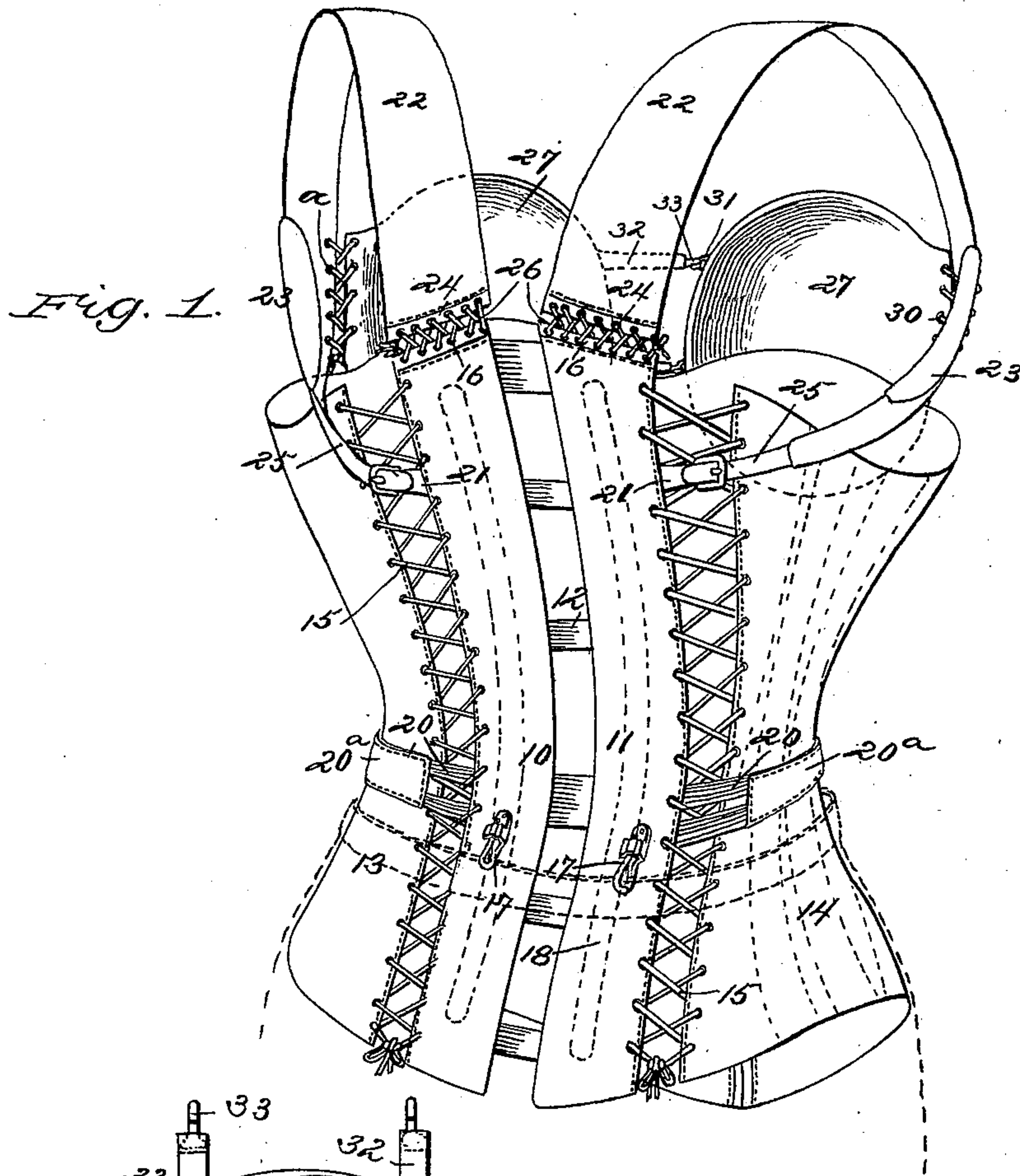
(No Model.)

2 Sheets—Sheet 1.

L. J. JAMES.
CORSET.

No. 405,037.

Patented June 11, 1889.



WITNESSES:

W. R. Harris.
C. Sedgwick

INVENTOR:

L. J. James
BY *Munn & Co.*

ATTORNEYS.

(No Model.)

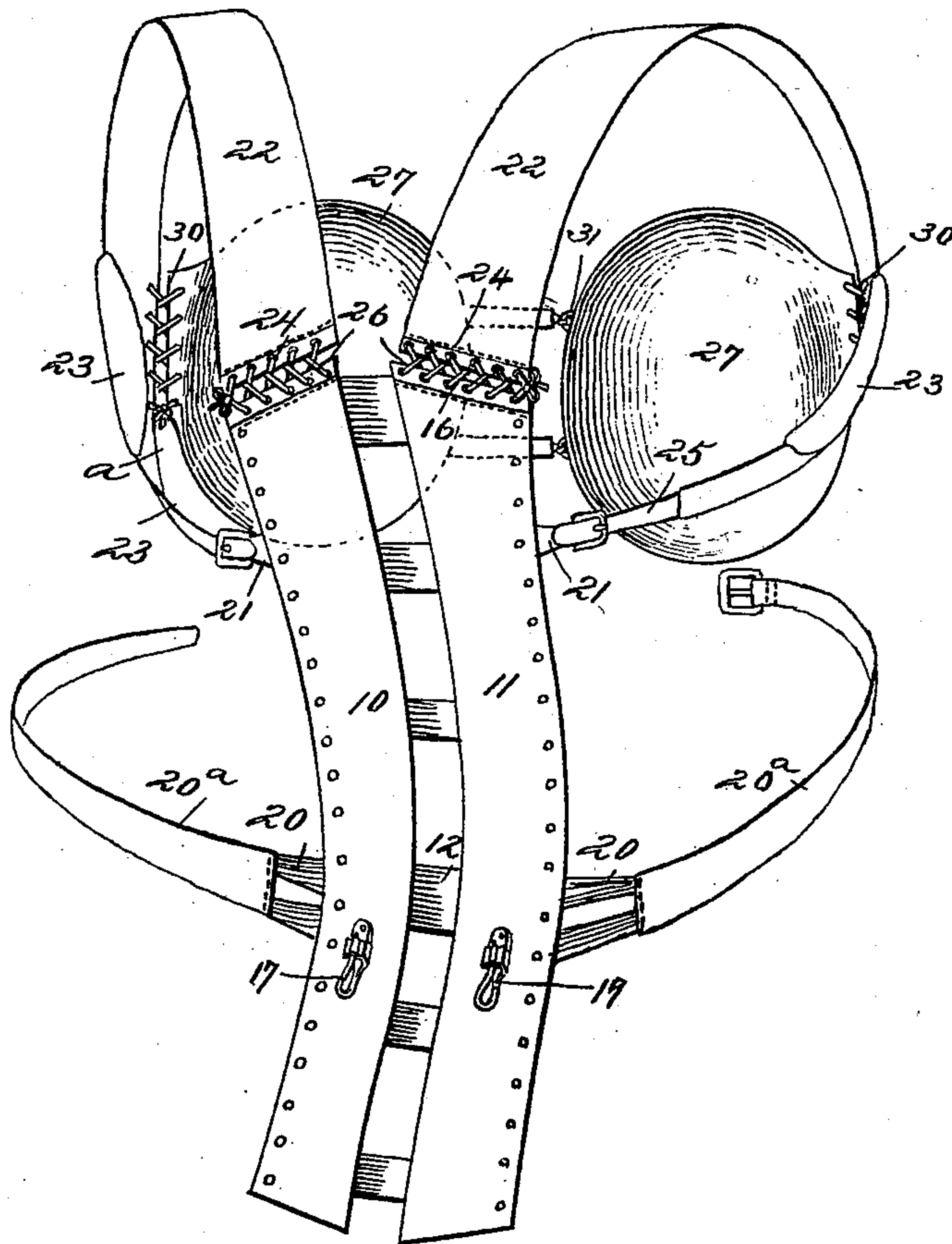
2 Sheets—Sheet 2.

L. J. JAMES.
CORSET.

No. 405,037.

Patented June 11, 1889.

Fig. 2.



WITNESSES:

W. R. Davis.
C. Sedgwick

INVENTOR:

L. J. James

BY

Munn & Co.

ATTORNEYS.

UNITED STATES PATENT OFFICE.

LUCY J. JAMES, OF POMONA, CALIFORNIA.

CORSET.

SPECIFICATION forming part of Letters Patent No. 405,037, dated June 11, 1889.

Application filed February 5, 1889. Serial No. 298,717. (No model.)

To all whom it may concern:

Be it known that I, LUCY J. JAMES, of Pomona, in the county of Los Angeles and State of California, have invented a new and useful Improvement in Corsets, of which the following is a full, clear, and exact description.

My invention relates to an improvement in corsets, and has for its object to provide a corset having combined therewith a shoulder-brace, skirt-supporter, and breast-forms; and a further object of the invention is to provide a corset which may be worn as an ordinary corset, or a skeleton corset for invalids' use, and wherein all or any of the attachments may be dispensed with or employed, as desired, and wherein, also, the attachments may be conveniently and expeditiously applied or detached.

The invention consists in the novel construction and combination of the several parts, as will be hereinafter fully set forth, and pointed out in the claims.

Reference is to be had to the accompanying drawings, forming a part of this specification, in which similar figures of reference indicate corresponding parts in all the views.

Figure 1 is a perspective view of the corset having all the attachments applied. Fig. 2 illustrates the skeleton corset, produced by removing the sides of the corset illustrated in Fig. 1. Fig. 3 is a detail view of a breast-form and shoulder-strap.

In carrying out the invention the corset proper consists of two back-stays 10 and 11, spaced a slight distance and united by transverse tapes 12, which tapes are securely fastened to the stays. The side pieces 13 and 14, adapted for attachment to the outer longitudinal edges of the stays, may be made in any approved manner, and the said side pieces are adapted to be united in front, as is usual in all corsets, by well-known forms of clasp.

In the contiguous edges of the side pieces and back-stays a series of eyelets are produced, and the said edges are united by a string 15, laced through the said eyelets and tied at the bottom in a bow-knot, as illustrated in Fig. 1.

In the upper edge of the back-stays, which is preferably finished upon a bias, the downward inclination being in direction of the

sides of the corset, a series of eyelets 16 are introduced, and upon the outer surface of said stays, below the center, a hook-spring 17 is secured, adapted for attachment to the waist-band of a skirt, bustle, &c. Elastic tapes 20 are firmly attached to the outer longitudinal edge of the back-stays, the outer ends of which tapes 20 are permanently secured to waist-band-sections 20^a, one of said sections being provided with a buckle or equivalent fastening device. Near the upper end of the back-stays, at the outer side, a short elastic tape 21 is fastened, carrying a buckle or similar device. The shoulder-straps consist of a curved strip 22, of suitable fabric, preferably wider at one end than at the other, and provided with a pad 23 near the narrower end upon that portion of the upper edge adapted for contact with the armpit of the wearer. In the wider end, which is cut upon the same bias as the upper extremity of the back-stays, a series of eyelets 24 are produced, and a tape 25, preferably elastic, is secured to the narrower end, as best shown in Fig. 2.

In order to provide a shoulder-brace for the corsets, the bias extremities of the shoulder-straps and back-stays are brought together and united by lacing a cord 26 through the eyelets in the opposing edges, and the narrow end of the shoulder-straps is then carried to the rear and the attached tape passed through the buckle of the outer back-stay tape 21, as illustrated in Figs. 1 and 2.

In the front edge of the shoulder-straps, at the lower front or breast curve *a*, a series of longitudinally-arranged eyelets 26^a are secured, and at this point the breast forms or pads 27 are attached.

The breast forms or pads may be constructed of any desired material and in any approved manner, being, however, concavo-convex in cross-section. The edge of the breast forms or pads adapted to approach the convex eyeleted edge *a* of the shoulder-straps is provided with a concave recess or cut 28 and eyelets 29, adjacent to said concave edge, as best shown in Fig. 3. The pads are attached to the shoulder-straps by lacing a cord 30 through the eyelets 26^a and 29.

The inner edge of one breast form or pad is provided with eyes 31, and to the contigu-

ous edge of the other form elastic tapes 32 are secured, carrying a hook 33, adapted for engagement with the said eyes 31, as illustrated in Fig. 1. When a corset is to be worn by a person unable to wear the ordinary form of corset, either by reason of weakness, sickness, or because they have been unaccustomed to the restraint of such a garment, the sides are unlaced from the back-stays, and the breast-forms may either be removed or permitted to remain, as desired. This style of corset, which I denominate a "skeleton form," is illustrated in Fig. 2. In this form of corset it will be observed that the back is braced, and likewise the shoulders, and that the body at the waist is girdled by the waistband, the sides and upper portion of the body being left free and unincumbered. When the full combination is used, or the body of the corset alone is worn, the waistband is carried forward outside of the body, as shown in Fig. 1. In every instance the skirt-supporter remains attached to the back-stays for use, if desired. By lacing the breast-forms to the shoulder-straps and uniting them in front, as shown, they automatically adjust themselves to the figure and remain in proper position even when a

loose outer garment is worn, such as a wrapper.

Having thus fully described my invention, I claim as new and desire to secure by Letters Patent—

1. A corset comprising the back-stays 10 and 11, connected together, the shoulder-straps 22, provided with the elastic tape 25 at one end and detachably secured to the back-stays, the breast forms or pads detachably secured to the shoulder-straps, and the waistband 20^a, provided with elastic tapes 20, secured to the back-stays, substantially as herein shown and described.

2. The herein-described corset, consisting of the back-stays 10 and 11, connected together, the side pieces 13 and 14, detachably secured to the back-stays, the shoulder-straps 22, detachably secured to the upper ends of the said stays, the detachably-connected breast forms or pads 27, detachably secured to the shoulder-straps, and the waistband 20^a, secured to the back-stays, as specified.

LUCY J. JAMES.

Witnesses:

JAMES FULTON,
CORA BUJA.