

(No Model.)

2 Sheets—Sheet 1.

D. J. O'SULLIVAN.
BOXING GLOVE.

No. 404,929.

Patented June 11, 1889.

Fig. 1.

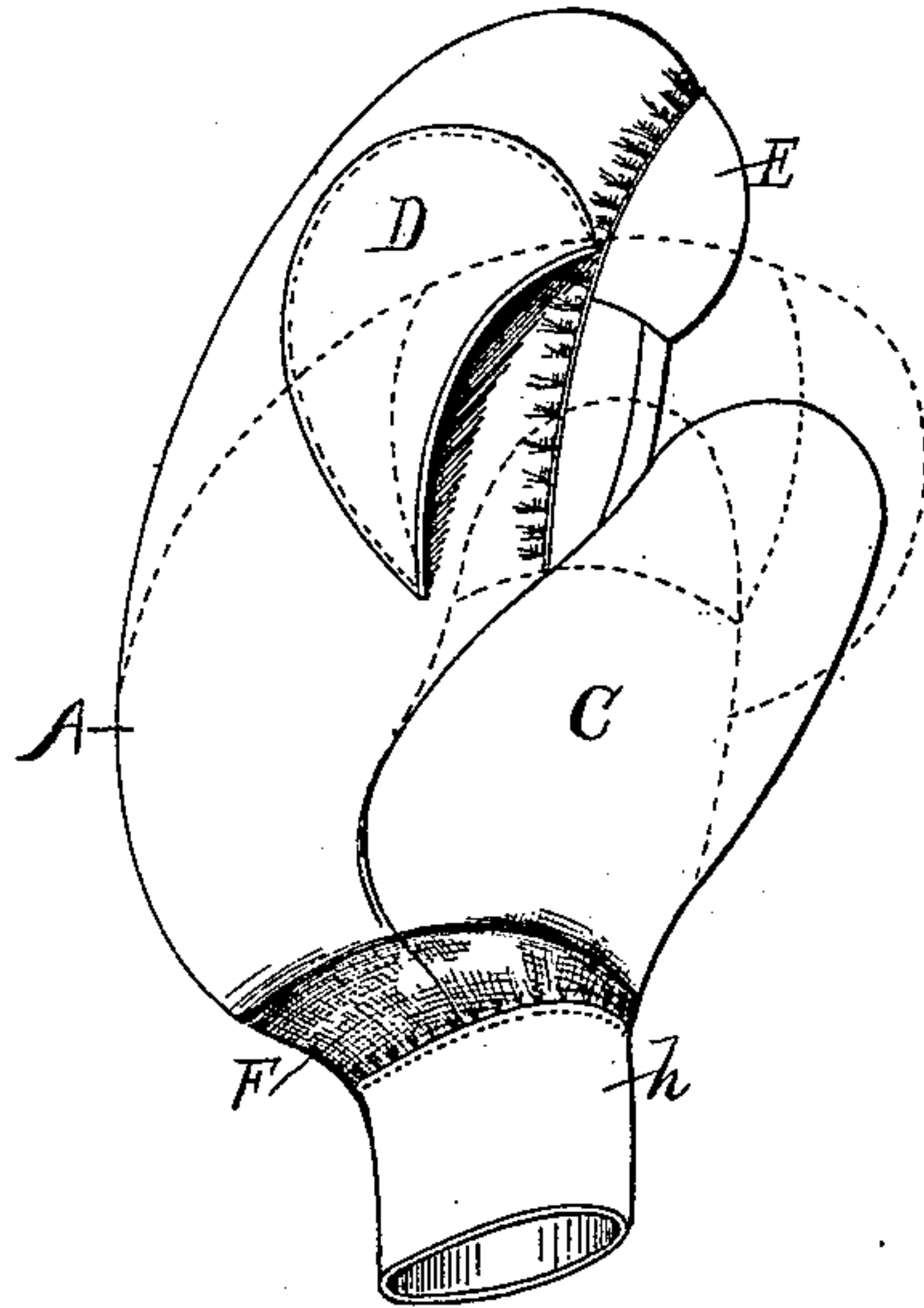


Fig. 2.

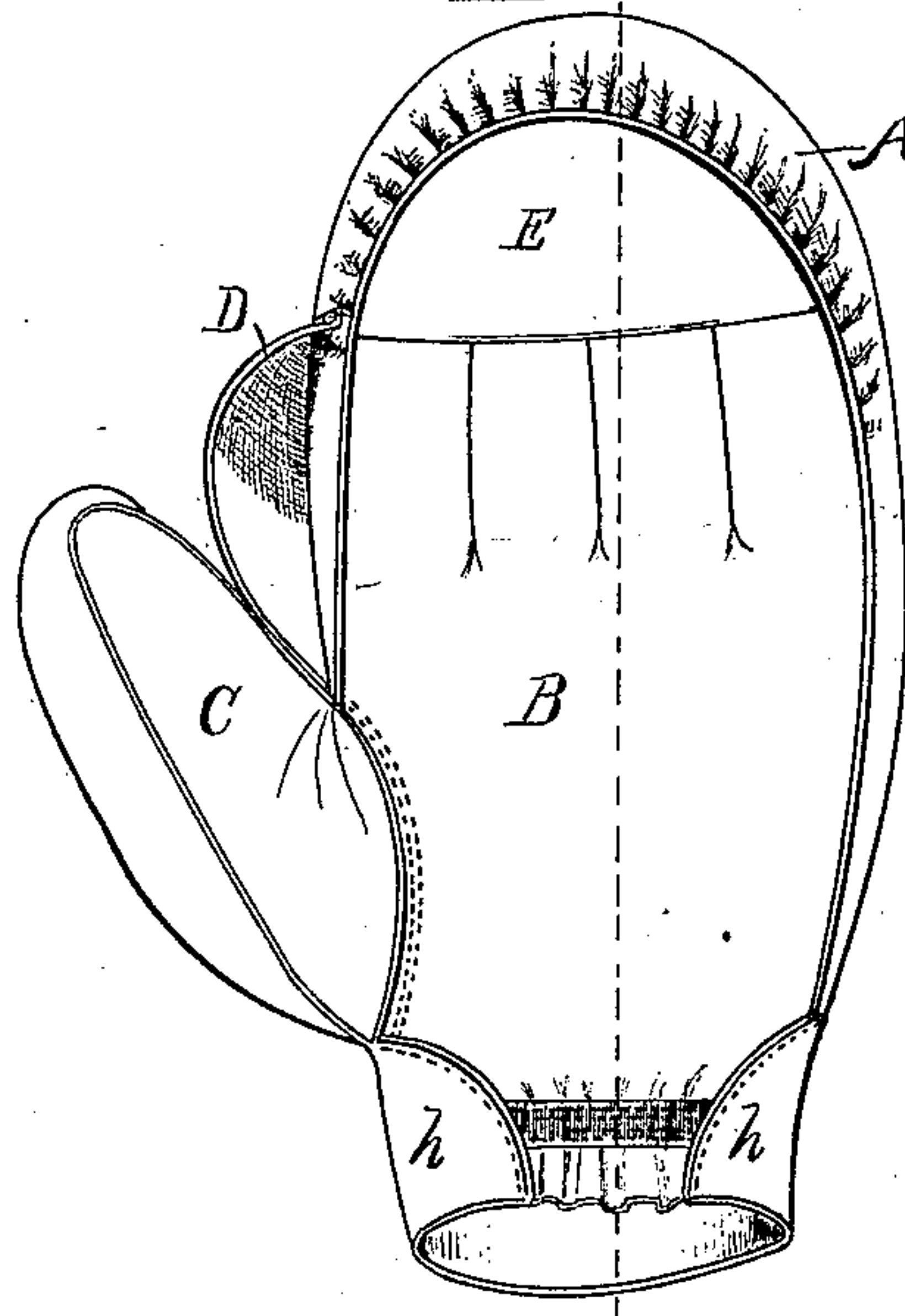


Fig. 3.

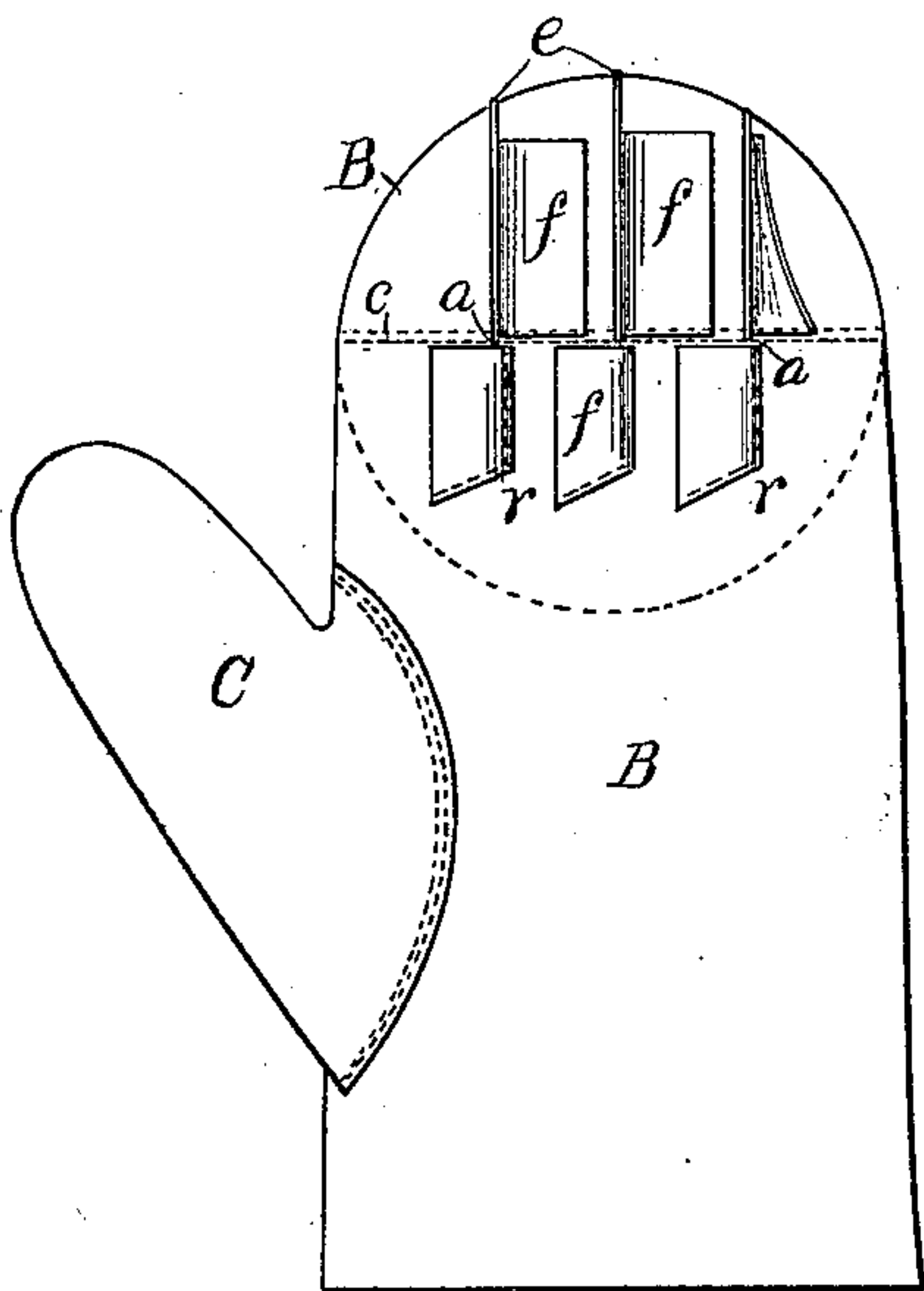
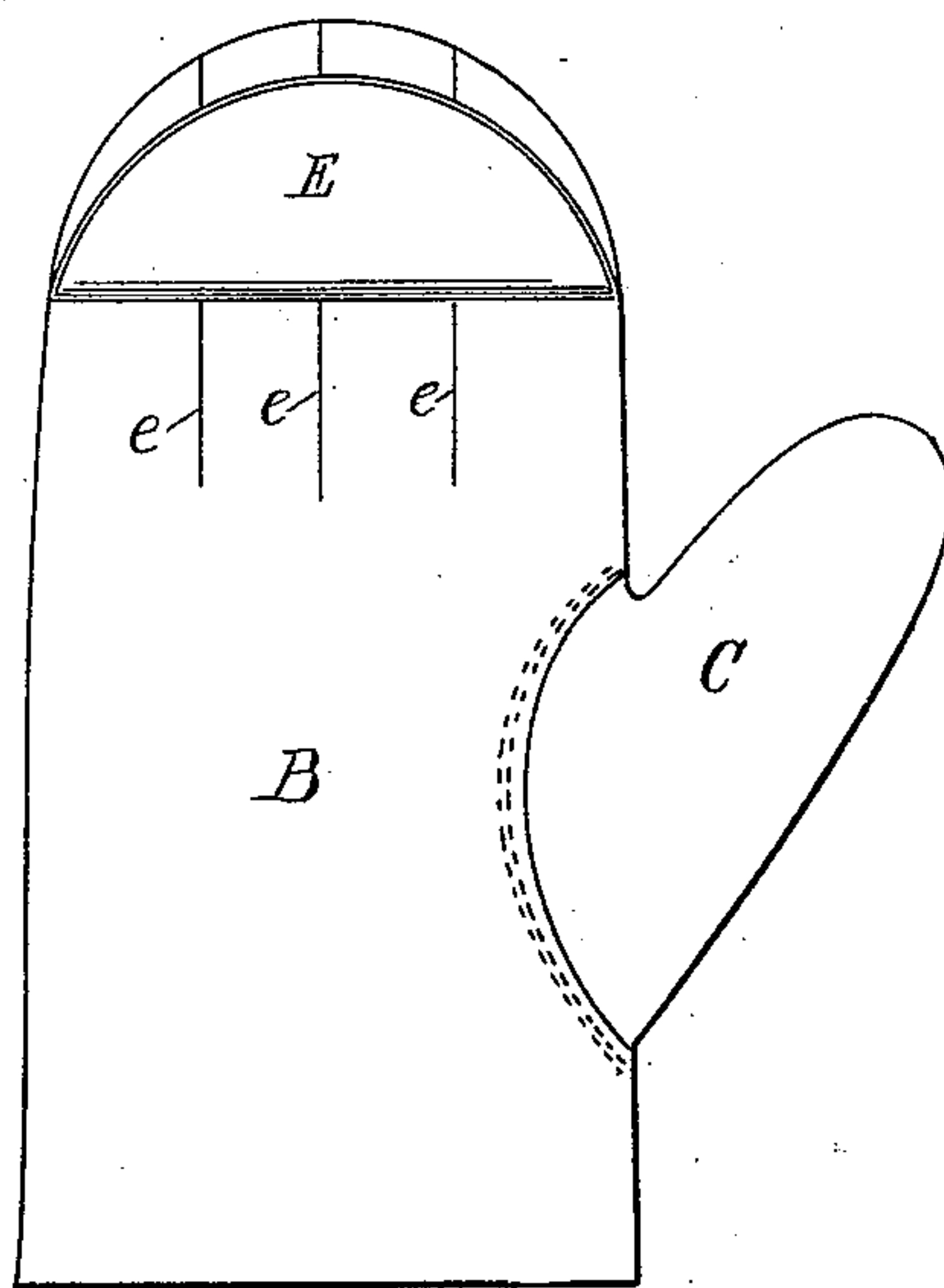


Fig. 4.



Attest.

B. J. Wheeler
J. H. MacQueen

Inventor
D. J. Sullivan
By
Roscoe B. Wheeler
att'y

(No Model.)

2 Sheets—Sheet 2.

D. J. O'SULLIVAN.
BOXING GLOVE.

No. 404,929.

Patented June 11, 1889.

Fig 6.

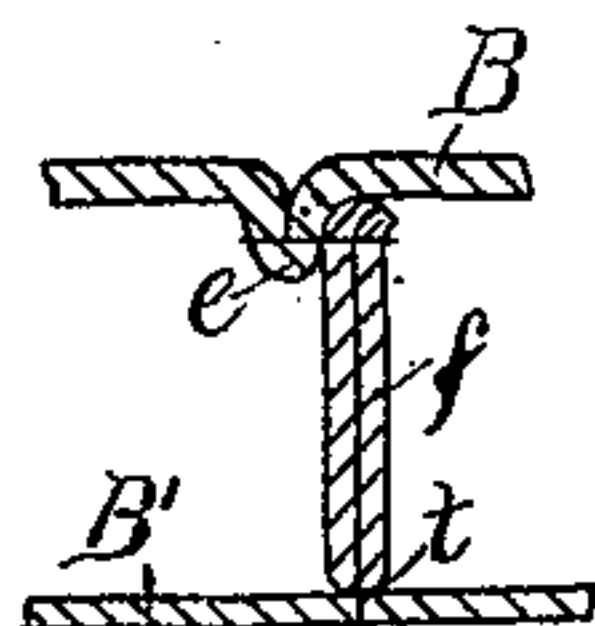


Fig. 5.

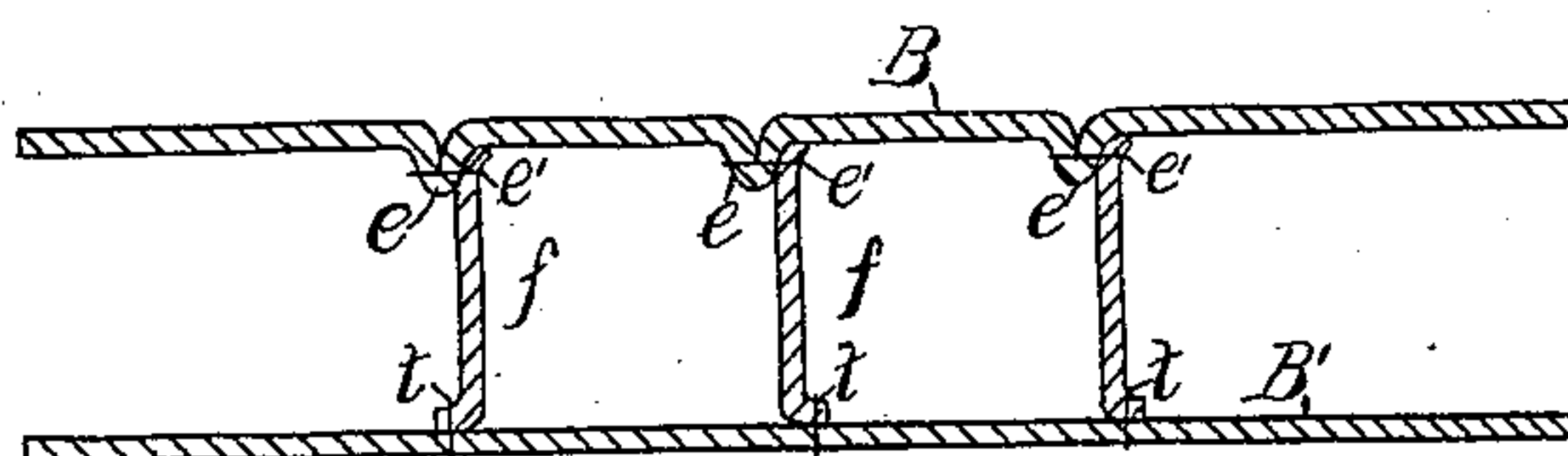


Fig 7

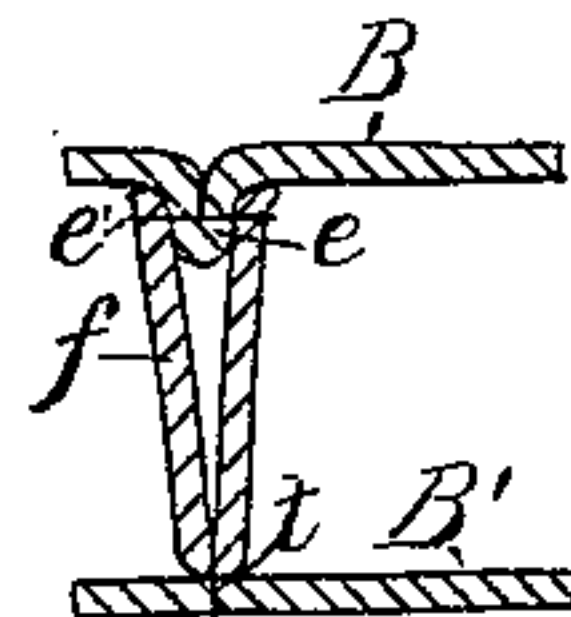


Fig. 8.

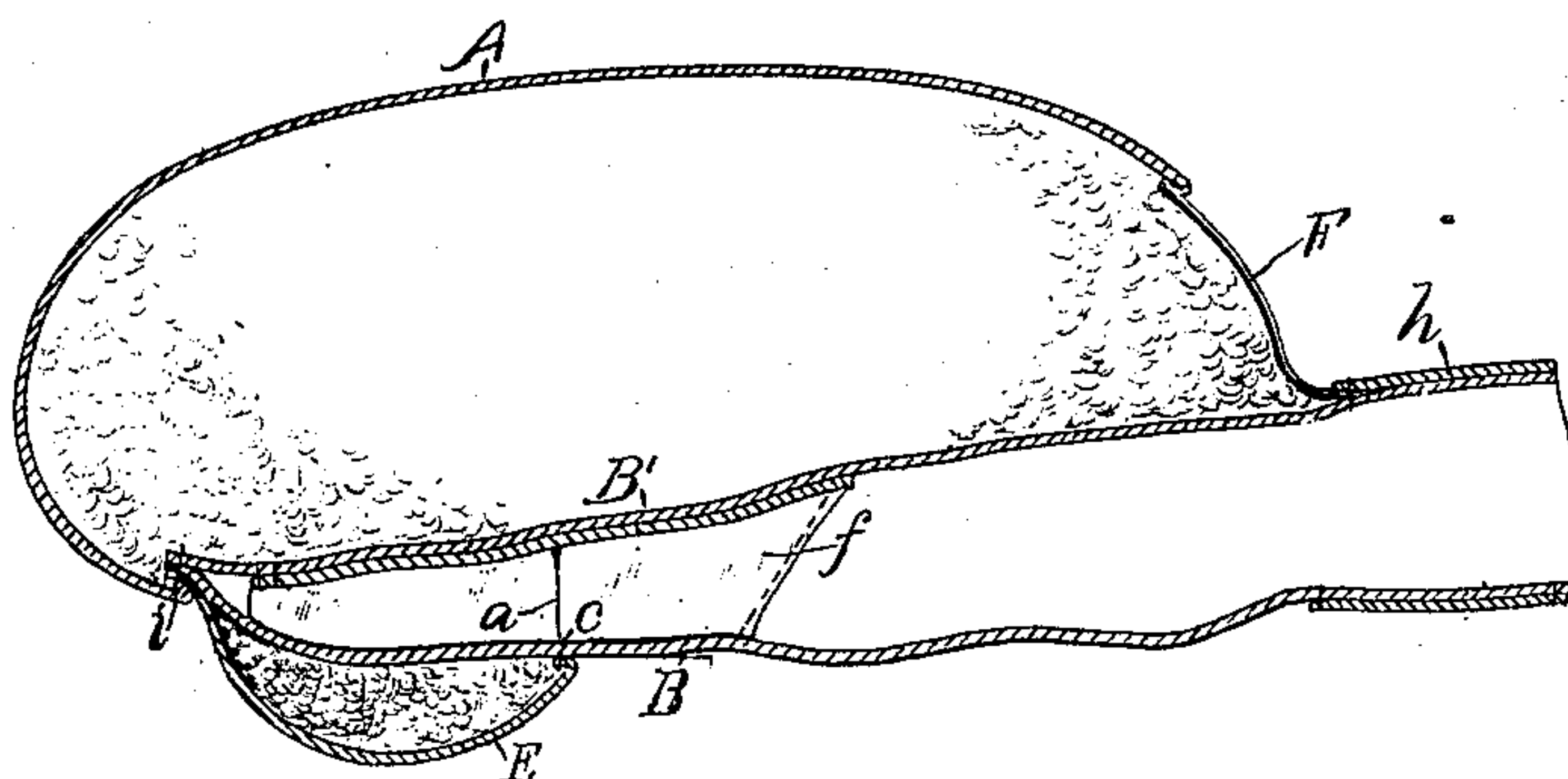


Fig. 9.

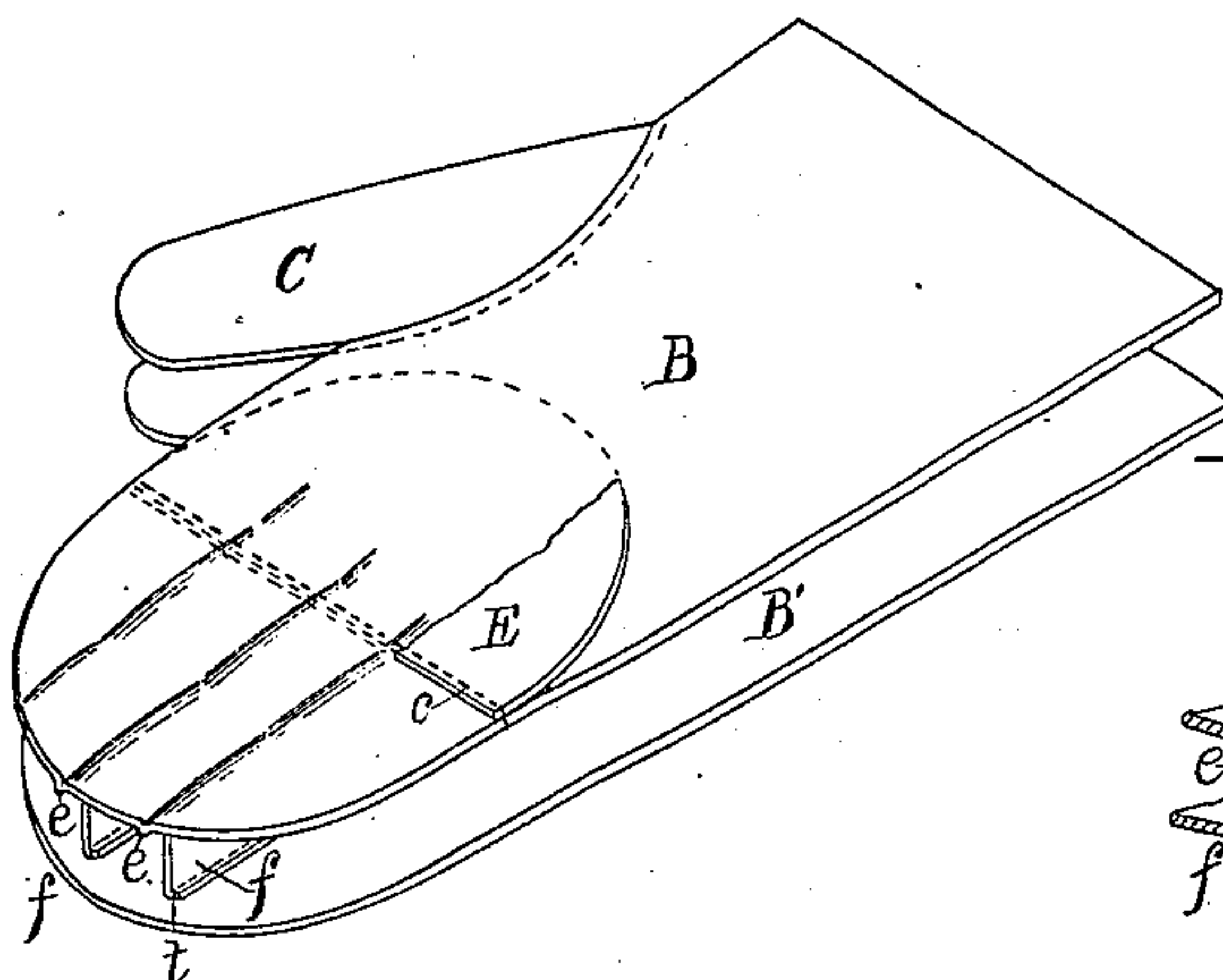
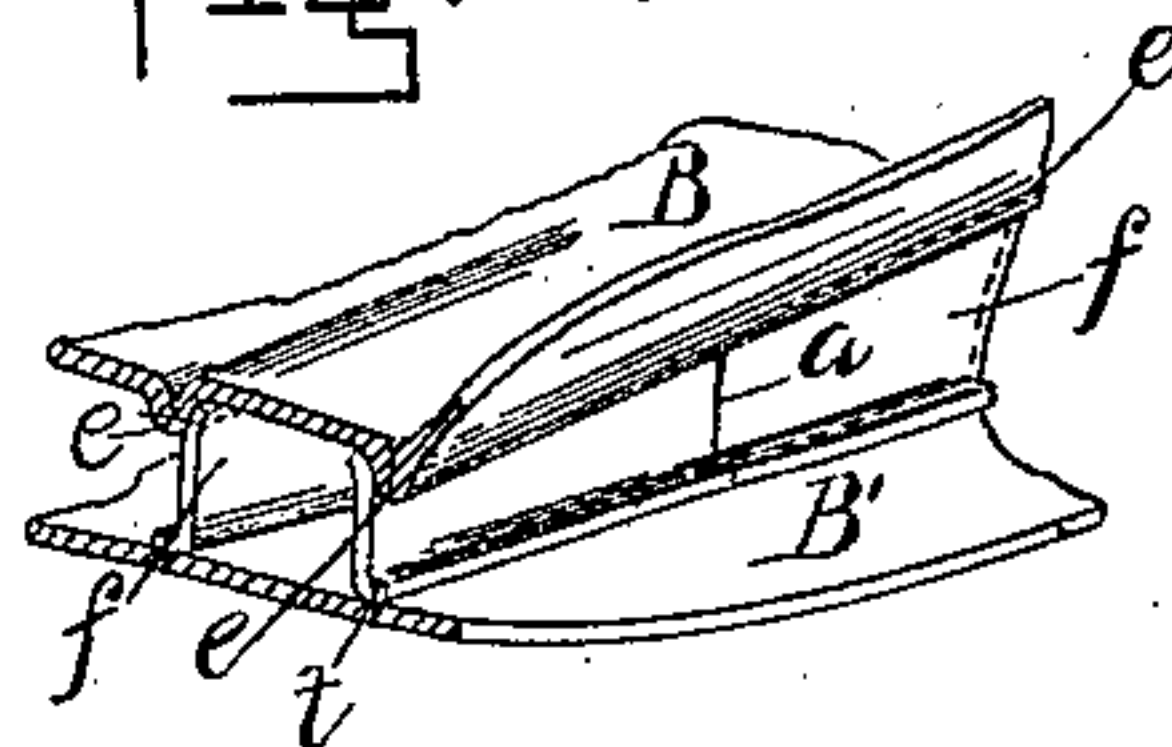


Fig. 10.



Attest.

B. A. Wheeler

J. W. MacQuisten

Inventor.
D. J. O'Sullivan
By
Rasco B. Wheeler
att'y

UNITED STATES PATENT OFFICE.

DENNIS J. O'SULLIVAN, OF DETROIT, MICHIGAN.

BOXING-GLOVE.

SPECIFICATION forming part of Letters Patent No. 404,929, dated June 11, 1889.

Application filed April 11, 1888. Serial No. 270,287. (No model.)

To all whom it may concern:

Be it known that I, DENNIS J. O'SULLIVAN, a citizen of the United States, residing at Detroit, in the county of Wayne and State of Michigan, have invented certain new and useful Improvements in Boxing-Gloves; and I do declare the following to be a full, clear, and exact description of the invention, such as will enable others skilled in the art to which it appertains to make and use the same, reference being had to the accompanying drawings, and to the letters and figures of reference marked thereon, which form a part of this specification.

This invention relates to improvements in boxing-gloves; and it consists, first, in the manner of forming and securing the parts together which form the body portions of the glove and receptacles for the fingers; second, the locating of a flexible pad or buffer at the finger end of the palm of the glove; and, third, the employment of a pocket or thumb-stall, which is secured to the buffer of the glove in such manner as to receive the end of the thumb when the fist is closed, to form a shield for the thumb and prevent it from being struck and thrown back or injured, all of which will be hereinafter more fully set forth, and the essential features pointed out particularly in the claims.

In the accompanying drawings, forming a part of the specification, Figure 1 is an edge elevation of a boxing-glove containing my improved features. Fig. 2 is a front face view of Fig. 1. Fig. 3 is an inner face view of the blank which forms the front or palm of the glove. Fig. 4 is a back face view of Fig. 3. Fig. 5 is a cross-section through the palm of a glove and partitions or fourchettes. Figs. 6 and 7 are like views of modifications. Fig. 8 is a longitudinal section of Fig. 2, taken on dotted line *xx*. Fig. 9 is an isometrical view of the front and back blanks as attached by the partitions or fourchettes, showing finger-pad blank, which is partly broken away, turned back as in stitching through the parts. Fig. 10 is an enlarged detail.

In the drawings, B B' represent the blanks or palm and back pieces of the glove, C C the thumb-pieces, and A the buffer or covering to the padded portion of the glove, to the rear

of which is secured by stitching a strip of webbing or elastic material F, which extends to the wristband *h*, and is secured between said wristband and the back portion B' of the glove by stitching through the parts, as clearly shown in Figs. 1 and 8. The object of locating the elastic or flexible webbing F at this point is to enable the hand when inserted to be freely closed, the elastic yielding sufficiently to avoid any strain on the fingers.

f f show a series of partitions or fourchettes, which are attached at their upper edges to the folded-in portions *e* of the palm-piece B by stitching through the parts at *e'*, as clearly shown in Figs. 3, 5, 6, 7, and 10. The fourchettes are then cut transversely through their body portions at *a*, being the desired point, so as to enable the attachment of the covering E of the finger-pad, which is accomplished by placing said covering E on the opposite side or outer face of the palm-piece B and stitching along one edge and across said palm-piece at the point where the fourchettes are cut, as shown at *a* and *c* in Figs. 3 and 9. The fourchettes are thus cut to prevent their being stitched down to the palm-piece while stitching the finger-pad to it, when said covering E is to be folded over, having its outer or free edge secured between the edges of the buffer-covering A and palm-piece B by stitching through the parts, as shown at *i*, Fig. 8, being previously stuffed or filled to form the pad. The upper or free edges of the cut fourchettes *f* are then stitched to the back piece B', as shown at *t* in Figs. 5 and 9; or said fourchettes may be doubled and attached, as shown in Figs. 6 and 7. It will be seen that the forward ends of the fourchettes *f* terminate a slight distance back of the front edge of the front and back pieces B B', as shown in Figs. 3, 8, and 9, and are not secured between said pieces B B', but remain free, to avoid forming a thick welt at the point of juncture of parts at the ends of the fingers.

It will be observed from the foregoing arrangement of parts that the palm B and back B' are each formed from a single piece without slitting or cutting, and that the folding or doubling of the part B at *e* to enable stitching through the doubled-in portion to attach one edge of the fourchettes *f* leaves the stitch-

ing *e'* back of the face of the palm B, and for this reason will be very durable, as the threads are protected from wear.

The palm or finger-pad E is to form a grip for the fingers when the hand is closed and to prevent a contestant from being struck with the palm of the hand when it is not closed. (See Figs. 1, 2, and 8.)

B shows a pocket or thumb-stall, which is attached to the buffer-covering A, on the inner edge of the glove, at such point and position as to enable the operator to place the end of the thumb C within said pocket when closing the hand, as shown by dotted lines in Fig. 1, to prevent the thumb from being struck by a glancing blow and to enable the hand to remain closed more firmly.

By the foregoing manner of constructing this class of gloves I am able to overcome various objections and produce a glove that will be durable, soft, and flexible, and one that will readily conform to the position of the hand.

Having thus fully set forth my invention, what I claim as new, and desire to secure by Letters Patent, is—

1. In a boxing-glove, the combination, with the palm and back pieces, each consisting of a single part, of the fourchettes stitched to the inner face of the part B' and to the doubled or folded-in portions *e* of the palm-piece, as and for the purposes specified.

2. The combination, in a boxing-glove, of

the palm B and back B' and the fourchettes stitched to the adjacent faces of said parts, so as to cause the forward ends of said fourchettes to stand on a line back of the joined or stitched edges of the parts B B', as specified.

3. In an organized boxing-glove, the combination, with the palm and back pieces, and the interposed fourchettes, of the finger-pad mounted on the palm-piece, substantially as and for the purposes specified.

4. In an organized boxing-glove, the combination of the palm and back pieces, the thumb, the buffer mounted on the back-piece, and the pocket or stall mounted on the buffer, so as to receive the thumb, substantially as specified.

5. In an organized boxing-glove, the combination of the parts B B', the interposed fourchettes, the wristband, the buffer, and the elastic joining said buffer to the wristband, as and for the purposes specified.

6. In an organized boxing-glove, the combination of the parts B B', the interposed fourchettes, the thumb, the buffer mounted on the part B', the pocket D, mounted on the buffer, and the pad E, mounted on the part B, as and for the purposes specified.

In testimony whereof I affix my signature in presence of two witnesses.

DENNIS J. O'SULLIVAN.

Witnesses:

R. B. WHEELER,
B. F. WHEELER.