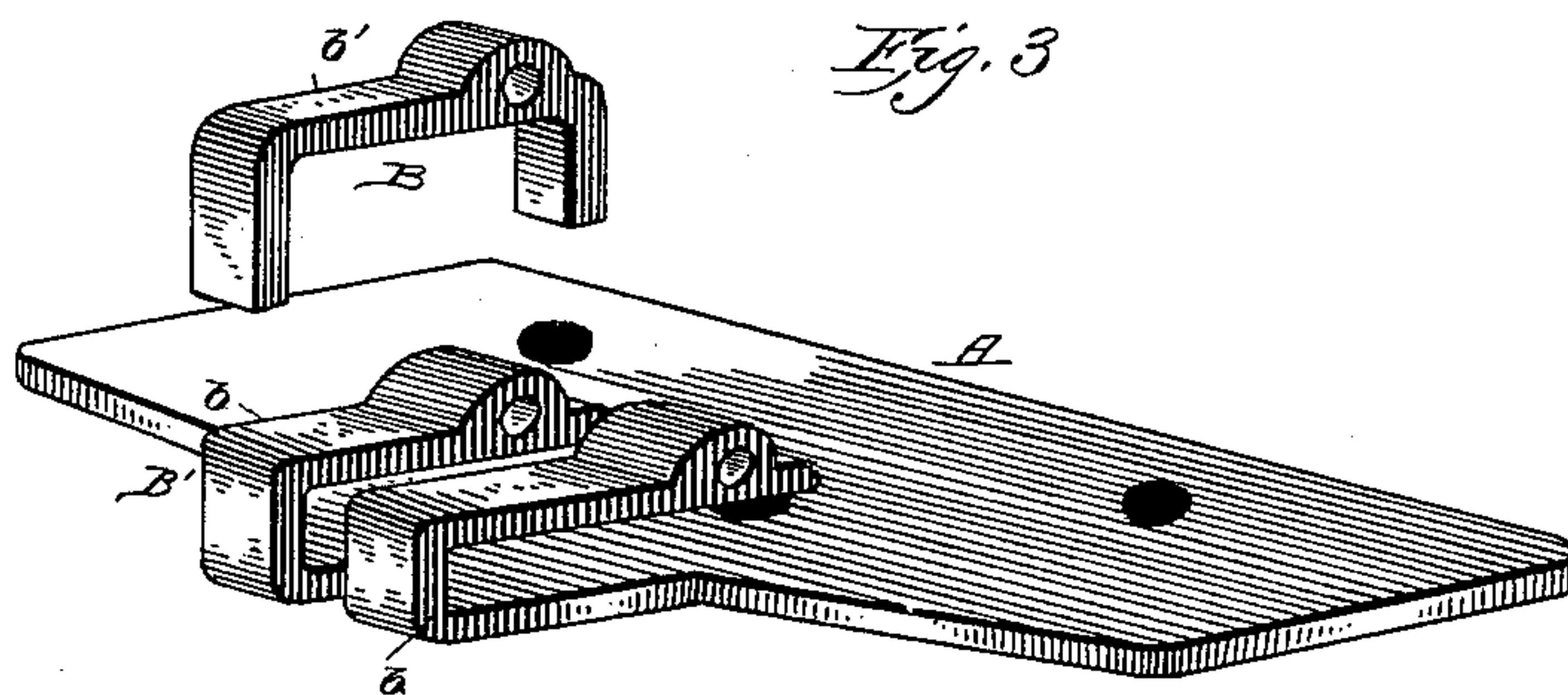
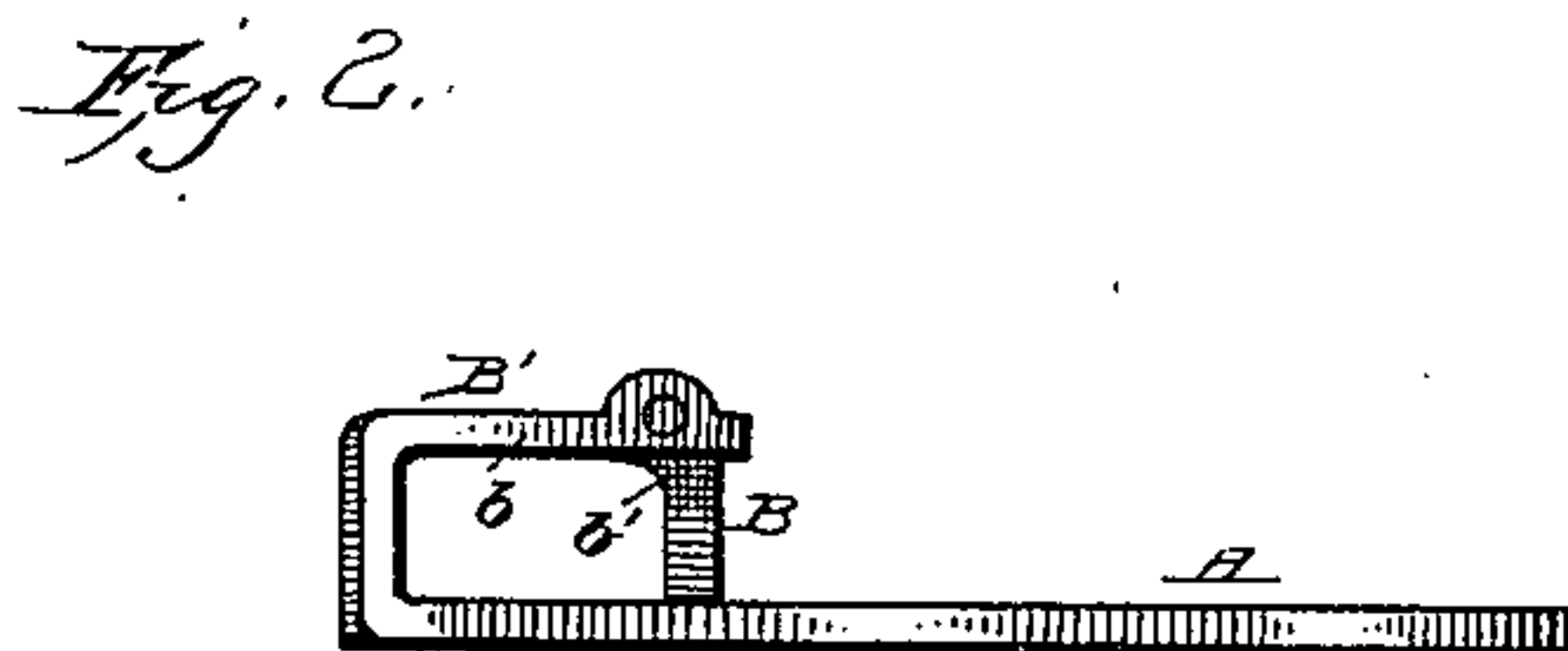
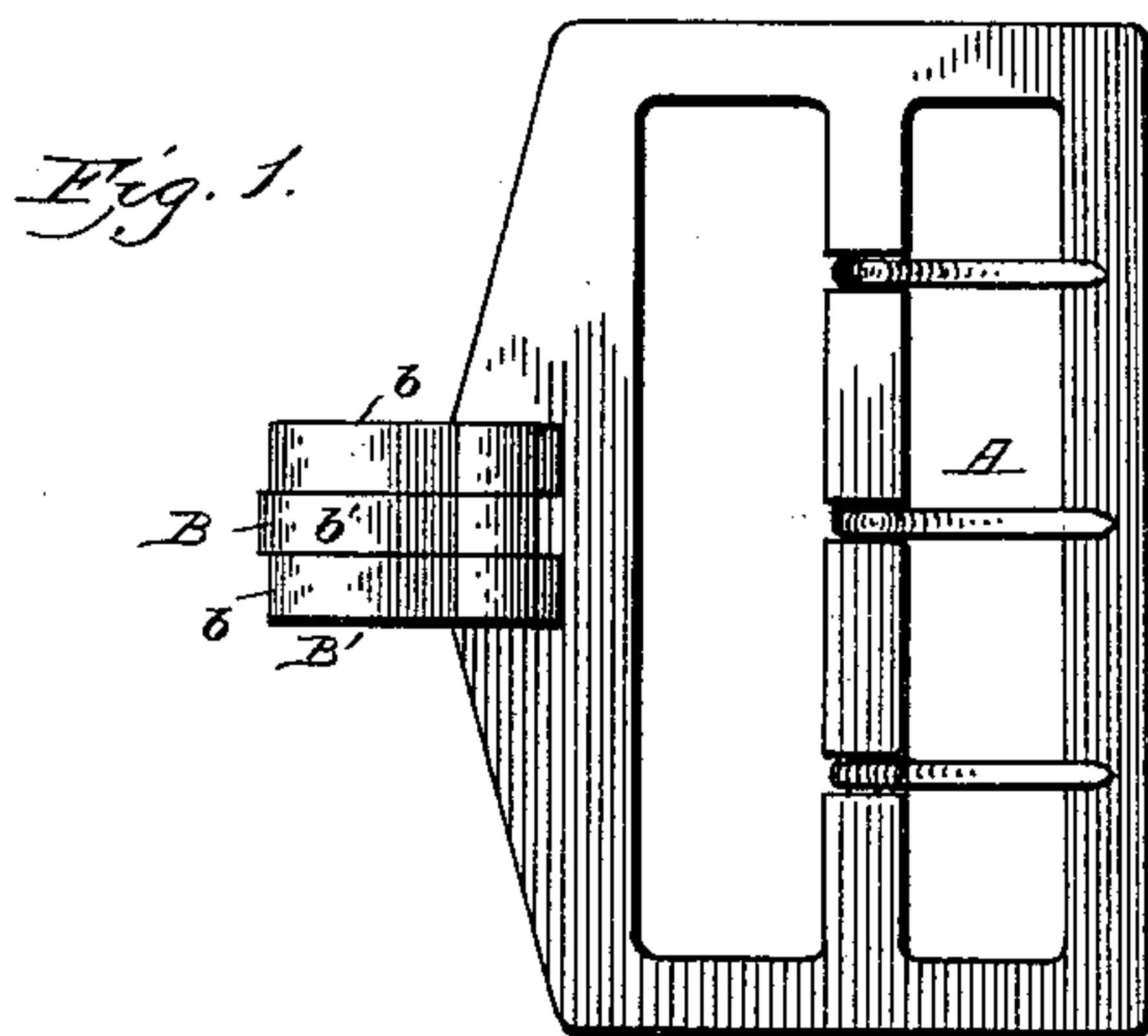


(No Model.)

E. MUNGER.  
BUCKLE AND BACK BAND HOOK.

No. 403,853.

Patented May 21, 1889.



WITNESSES,

John Enders Jr.  
E. C. Ruffy.

INVENTOR,

Ernis Munger  
By *[Signature]*  
Attorneys.

# UNITED STATES PATENT OFFICE.

ENNIS MUNGER, OF CALVERT, TEXAS.

## BUCKLE AND BACK-BAND HOOK.

SPECIFICATION forming part of Letters Patent No. 403,853, dated May 21, 1889.

Application filed January 14, 1889. Serial No. 296,271. (No model.)

*To all whom it may concern:*

Be it known that I, ENNIS MUNGER, a citizen of the United States of America, residing at Calvert, in the county of Robertson and State of Texas, have invented certain new and useful Improvements in Buckles and Back-Band Hooks, of which the following is a specification, reference being had therein to the accompanying drawings.

10 This invention contemplates certain improvements in combined buckles and back-band hooks; and it consists of a buckle having, or to which may be separately applied, a peculiar hook or tongue, substantially as hereinafter more fully set forth and claimed.

5 In the accompanying drawings, Figure 1 is a plan view of my improved combined buckle and back-band hook. Fig. 2 is an edge view thereof. Fig. 3 is a perspective view showing the hook separate from the buckle.

20 In the embodiment of my invention I provide the buckle A, of ordinary construction, with a hook or tongue attachment, B, which may consist in forming integrally with the buckle-frame the proximately U-shaped extension B'. This extension is cloven or bifurcated, virtually forming two or duplicate U-shaped extensions, *b b*, between which is hung or pivoted a proximately U-shaped tongue or hook, *b'*. The pivoting or hinging of said hook or tongue *b'* is effected between the inner angle thereof and the free ends of the outer arms of the duplicate extensions *b b*. The inner arm of the U-shaped hook *b'* rests upon the plate or casting of the hook, while the outer arm of said hook stands intermediately of the inner arms of the duplicate extensions *b b*, and is permitted to have inward movement between the same.

In lieu of casting the extension B' integrally with the buckle-frame, its support or plate B may be cast separately therefrom, and then be applied or riveted to the buckle-frame. The back chain or strap, after the buckling of the contrivance to the required portion, is passed into the duplicate extensions, the inner arm of the hook or tongue having first been swung outward to permit of the passage of the strap or chain. The chain or strap, after insertion, as aforesaid, will rest or bear against the inner side of the outer arm of the hook or tongue and return the inner arm of said hook or tongue to and retain it (the inner arm) in its normal or original position, closing the entrance to said extension and retaining the chain or strap in place.

Having thus described my invention, I claim—

The back-band hook and buckle consisting of the plate having at one edge the parallel arms, each formed in a proximately U shape, and the proximately U-shaped hook having unequal-lengthed arms and hung or pivoted between two of the longitudinal portions of the U-shaped arms of said plate, the pivotal connection or point being near the inner end of the hook and the inner or free ends of the plate-arms, substantially as shown and described.

In testimony whereof I affix my signature in presence of two witnesses.

ENNIS MUNGER.

Witnesses:

JAS. CONNAUGHTON.

JOHN EMERICK.