

(No Model.)

2 Sheets—Sheet 1.

M. FRAENKEL.
TROUSERS, &c.

No. 403,746.

Patented May 21 1889.

Fig. 1.

Fig. 2.

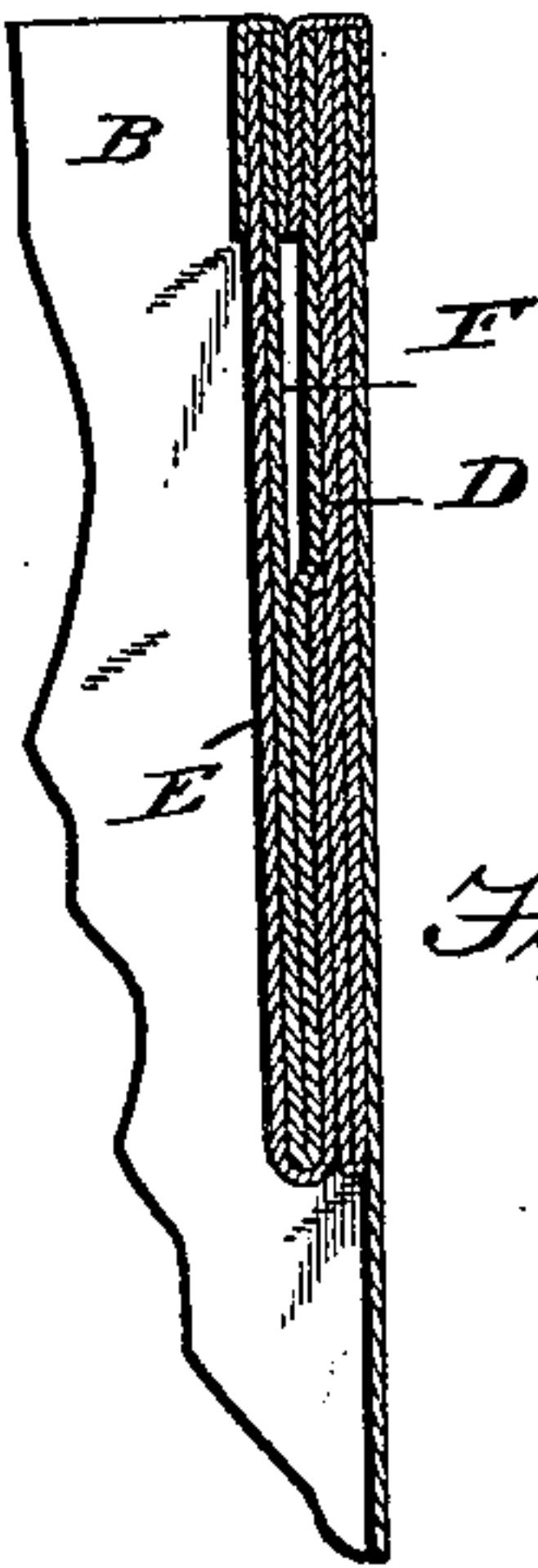
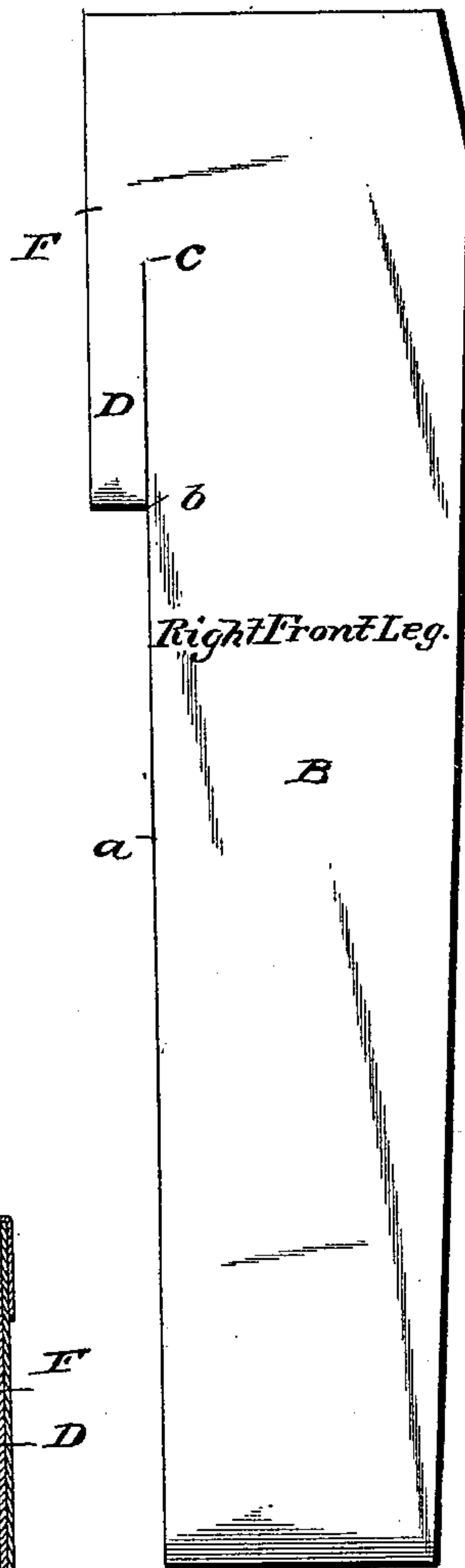
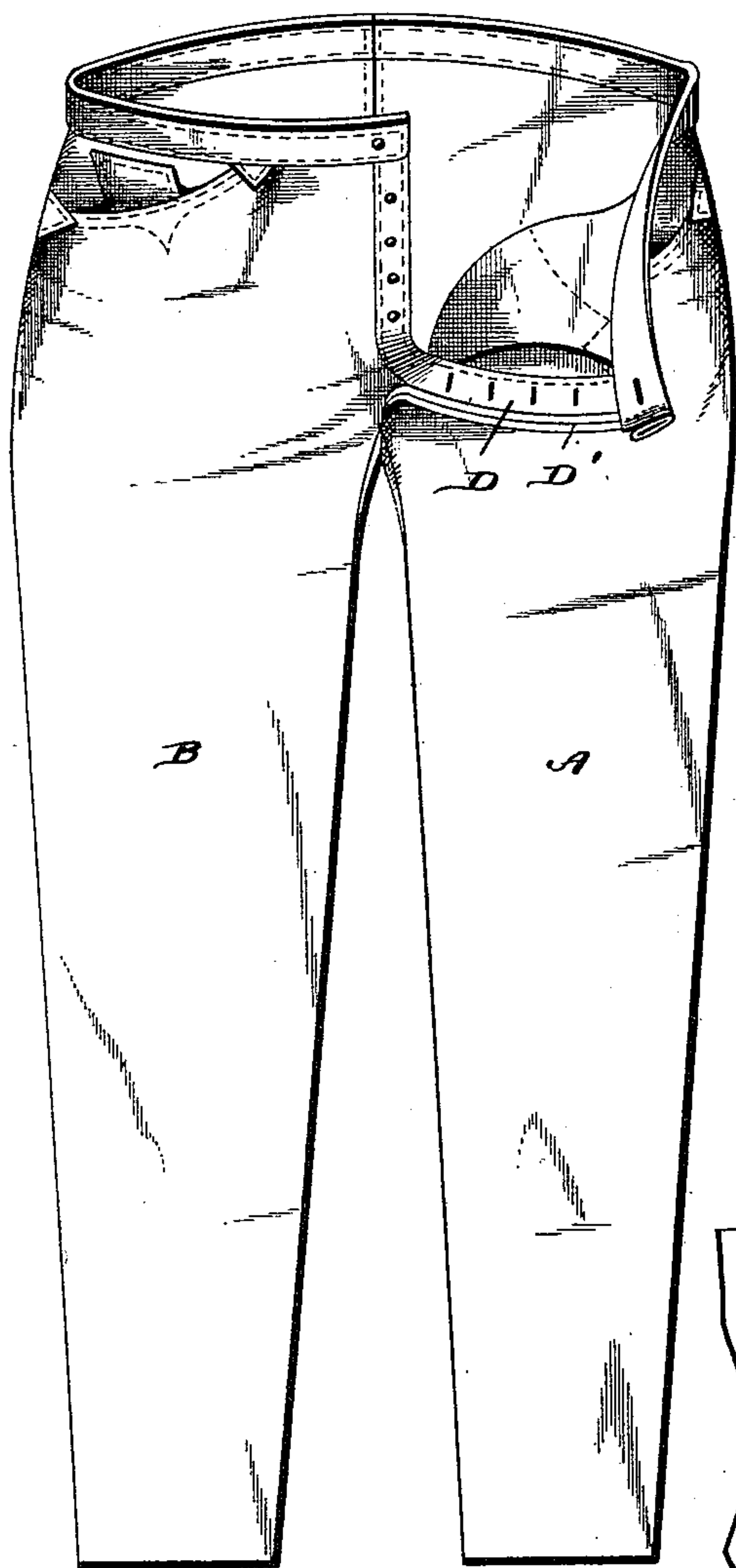


Fig. 6.

Witnesses:

C. H. Ashlee
J. E. Simpson

Inventor:

Max Fraenkel
By *W. R. Stringfellow*
Attorney.

(No Model.)

2 Sheets—Sheet 2.

M. FRAENKEL.
TROUSERS, &c.

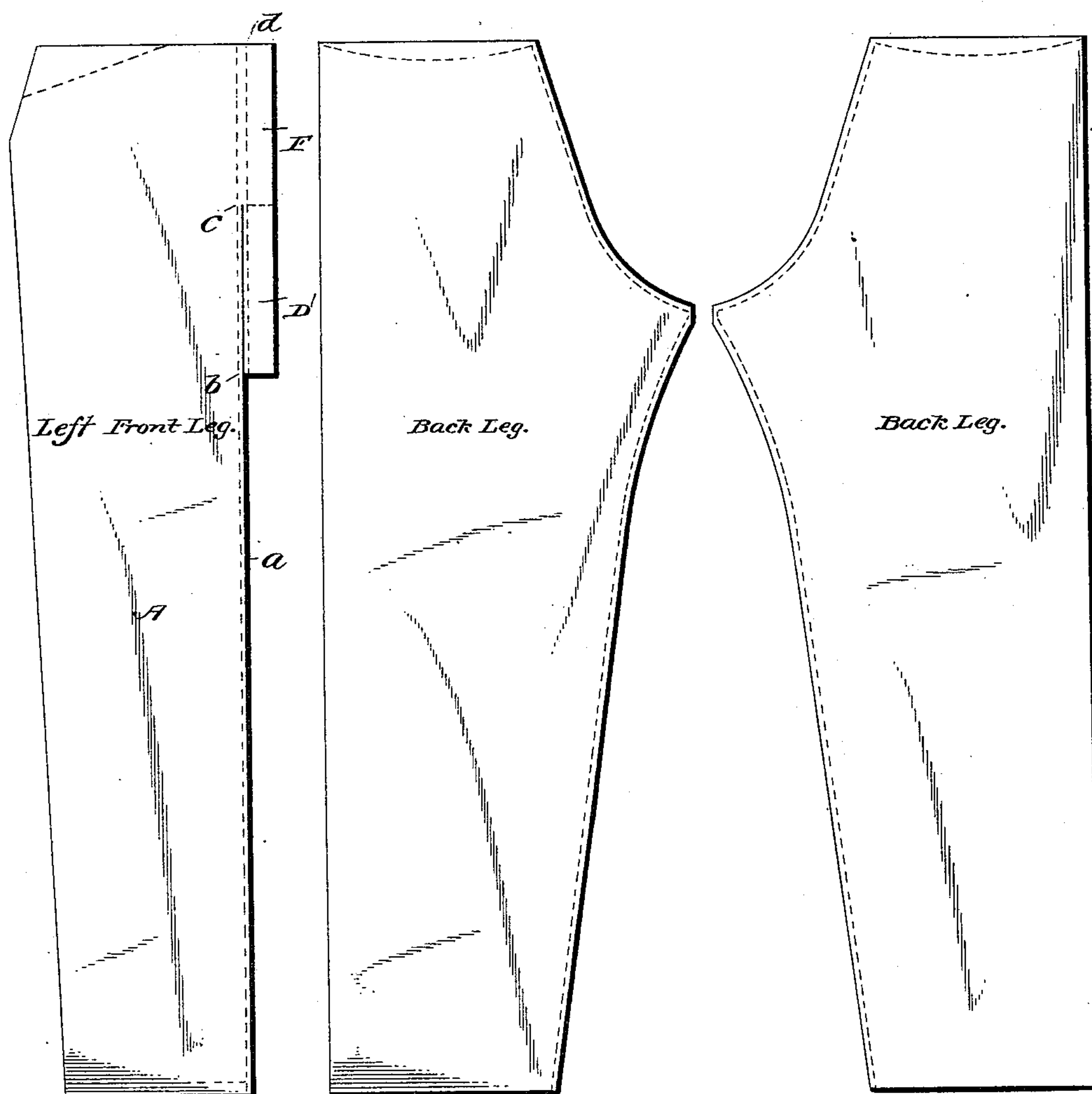
No. 403,746.

Patented May 21 1889.

Fig. 3.

Fig. 4.

Fig. 5.



Witnesses:

W. H. Lashlee
J. E. Simpson

Inventor:

Max Fraenkel.
By, W. R. Stringfellow
Attorney.

UNITED STATES PATENT OFFICE.

MAX FRAENKEL, OF NEW ORLEANS, LOUISIANA.

TROUSERS, &c.

SPECIFICATION forming part of Letters Patent No. 403,746, dated May 21, 1889.

Application filed January 5, 1889. Serial No. 295,544. (No model.)

To all whom it may concern:

Be it known that I, MAX FRAENKEL, a citizen of the United States, residing at New Orleans, in the parish of Orleans and State of Louisiana, have invented certain new and useful Improvements in Trousers; and I do declare the following to be a full, clear, and exact description of the invention, such as will enable others skilled in the art to which it appertains to make and use the same.

This invention relates to trousers, and the novelty will be fully understood from the following description and claim, when taken in connection with the accompanying drawings, in which—

Figure 1 is a perspective view of a pair of overalls constructed according to my invention. Fig. 2 is a plan view of the right front leg. Fig. 3 is a similar view of the left front leg or leg-section. Fig. 4 is a plan view of one of the back leg-sections. Fig. 5 is a similar view of the other back leg-section, and Fig. 6 is a detail vertical sectional view.

In carrying out my invention I take cloth of a sufficient size and cut therefrom the back leg-sections, which may be of the ordinary form and in outline of the configuration substantially as shown in Figs. 4 and 5. I then cut the front leg-sections B and A, as shown in Figs. 2 and 3, and slit the same at their adjacent edges *a* in the direction of their length from the point *b* to *c*, so as to form strips D and D'. The strip D of the right front leg is designed to be carried across the crotch on the inner side of the strip of the left front leg and form the inner wall of the button-hole fly. The inner upper edge of the left front leg-section is folded on the dotted lines at *d* and turned inwardly upon the main body and properly stitched, the strip D' being folded upon itself from the crotch, and thence carried upwardly to form the outer wall of the button-hole fly, the strip D of the right front leg-section being carried parallel with the strip of the left front leg-section and stitched together to form the opposite or inner wall of the said button-hole fly.

E is a re-enforcing strip, which extends from the waistband of the right front leg-section down the inner side of the portion F of the right front leg-section, and from the crotch is carried up between the inner and outer walls of the button-hole fly on the opposite leg, the button-holes being cut through it. This re-enforcing strip E may extend from the waistband of the right leg-section along its strip D the entire length, so as to be carried up to the waistband of the left leg-section; but in some cases it is simply necessary to carry it beyond the third button-hole in the fly, its object being to re-enforce and strengthen the crotch, and at the same time increase the strength of the button-holes. The sections—that is, the back and front sections—have seams and are sewed together in the usual manner, the object being to provide strength and durability at the crotch and the flies of trousers.

Having described my invention, what I claim is—

In overalls, the combination, with the back leg-sections, of the front leg-sections, each having a tongue or longitudinal strip on their adjacent inner sides, the strip of the right front leg-section extending across the crotch and up the inner side of the left leg-section to form the inner wall of the button-hole fly, and the strip of the opposite or left leg-section folded at the crotch and carried upwardly and united with the strip of the opposite leg to form the outer wall of the button-hole fly, and a re-enforcing strip extending across the crotch and having one branch secured between the walls of the button-hole fly and the opposite branch secured to the inner wall of the button fly, substantially as specified.

In testimony whereof I affix my signature in presence of two witnesses.

MAX FRAENKEL.

Witnesses:

GEORGE WHITE,
PERCY D. PARKS.