

(No Model.)

2 Sheets—Sheet 1.

J. E. PURDY.
HORSE COLLAR.

No. 403,610.

Patented May 21, 1889.

Fig. 1.

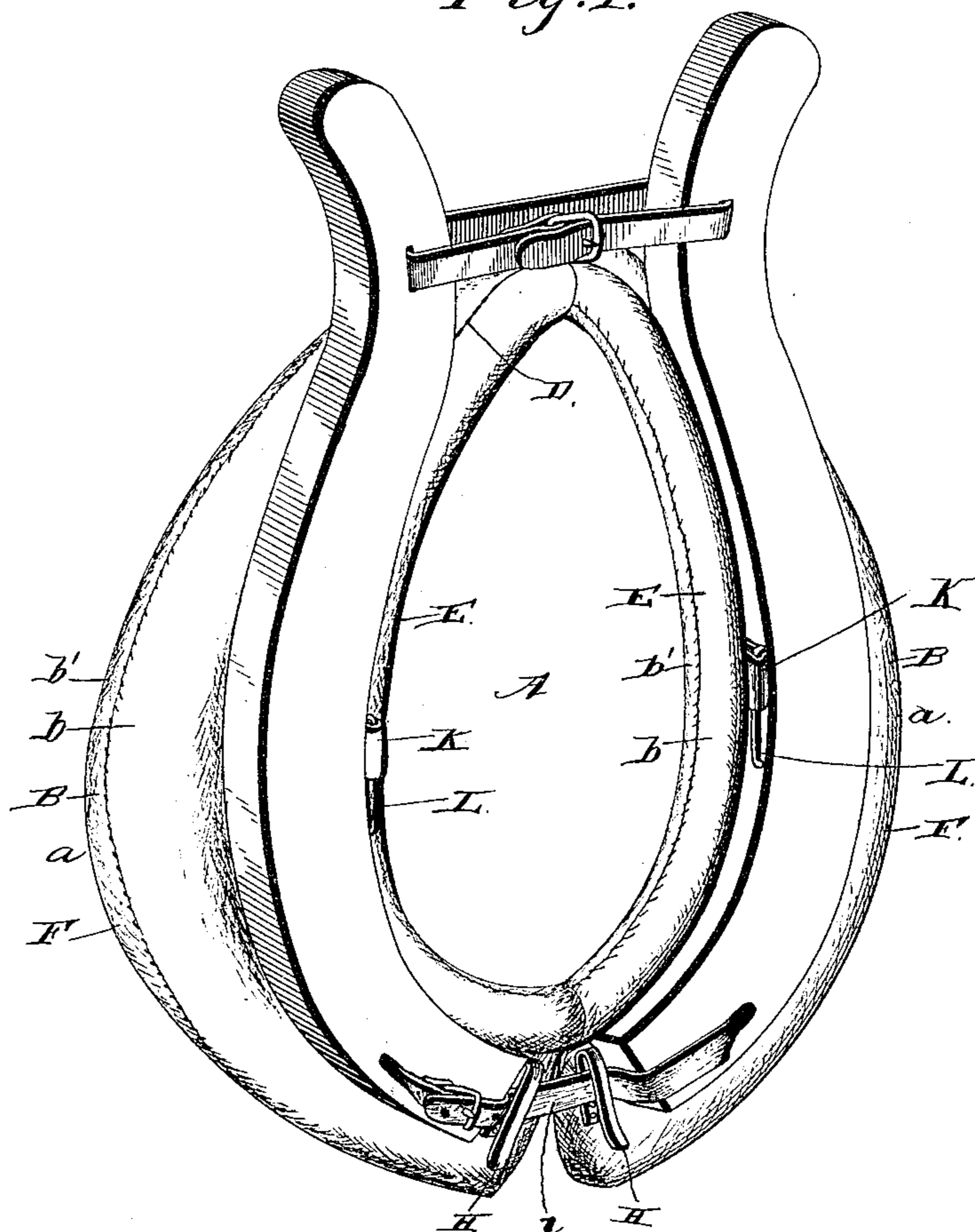
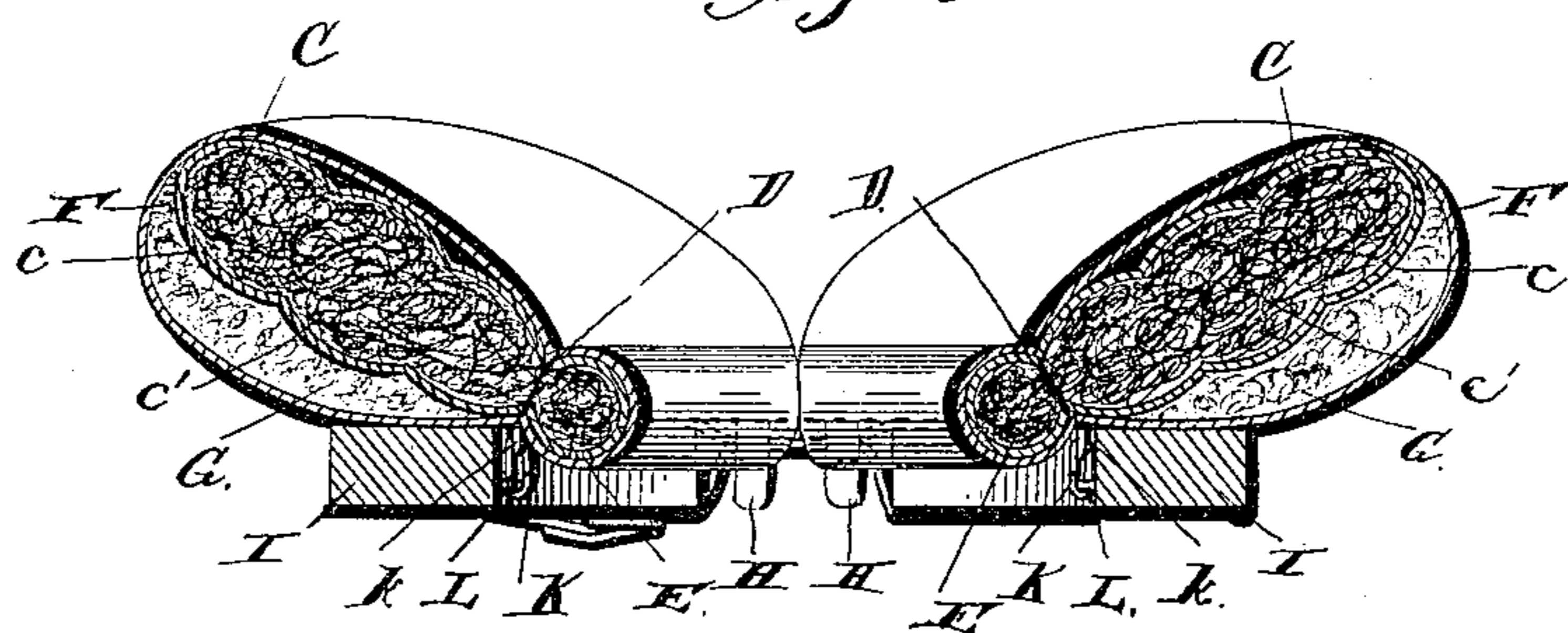


Fig. 2.



Witnesses.
Geo. J. Thayer
C. E. Doyle

Inventor,
J. E. Purdy.
By *his* Attorneys,
C. A. Snow & Co.

(No Model.)

2 Sheets—Sheet 2.

J. E. PURDY.
HORSE COLLAR.

No. 403,610.

Patented May 21, 1889.

Fig. 3.

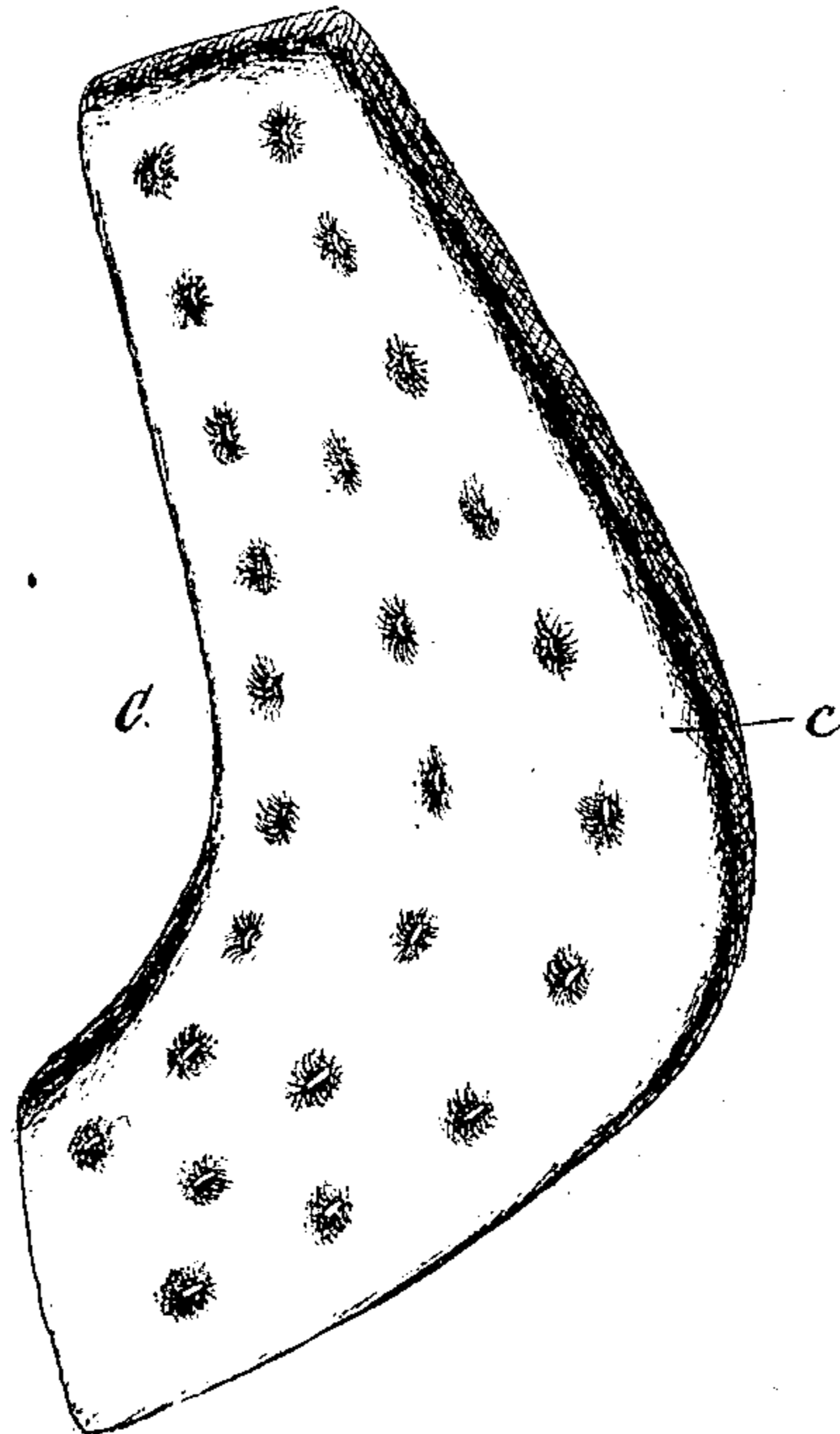
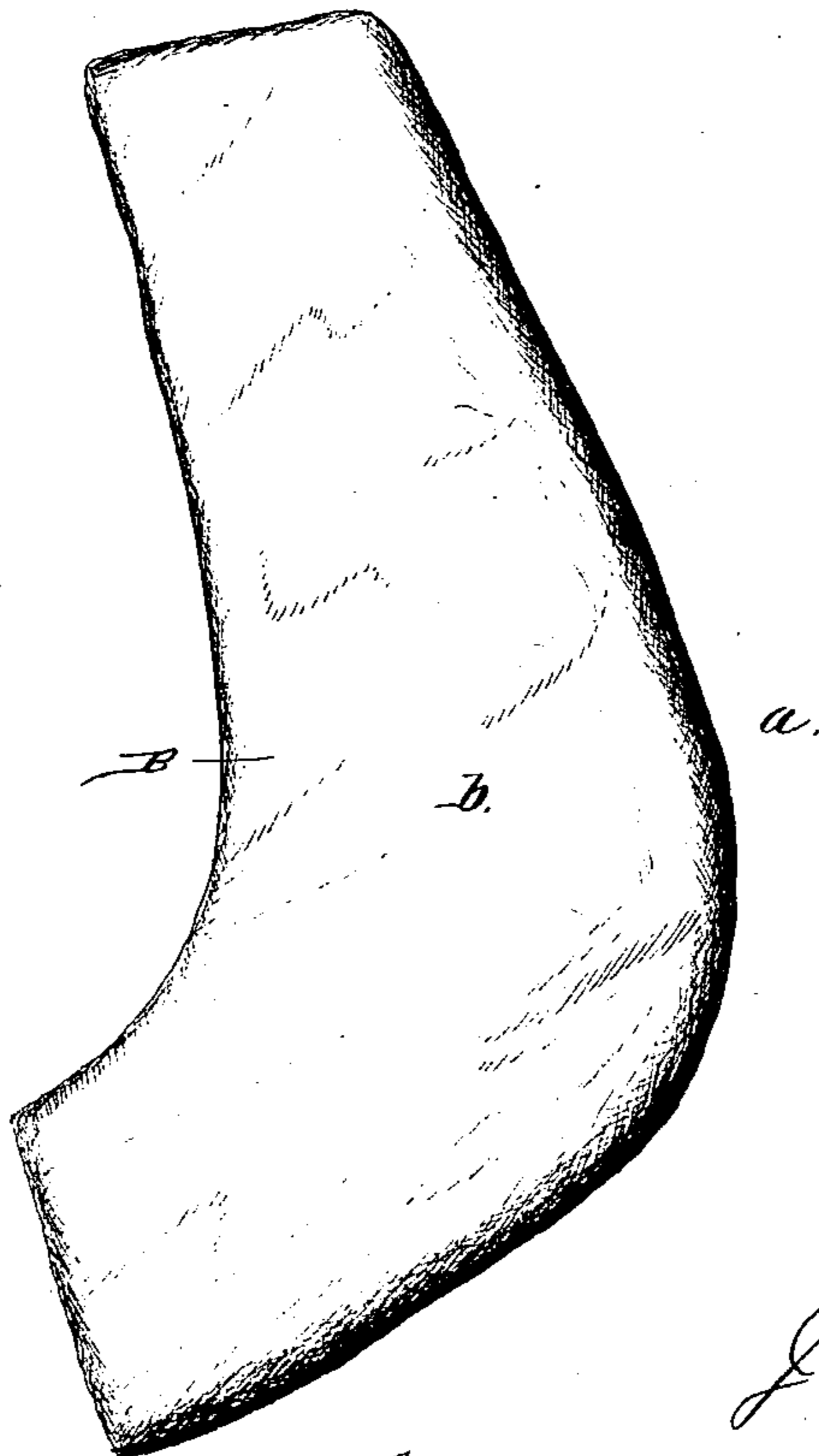


Fig. 4.



Witnesses.

Geo. H. Hooper.
C. E. Wray.

Inventor

J. E. Purdy.

By *his* Attorneys

C. Brown & Co.

UNITED STATES PATENT OFFICE.

JAMES EDWARD PURDY, OF NEW YORK, N. Y.

HORSE-COLLAR.

SPECIFICATION forming part of Letters Patent No. 403,610, dated May 21, 1889.

Application filed August 16, 1888. Serial No. 282,846. (No model.)

To all whom it may concern:

Be it known that I, JAMES EDWARD PURDY, a citizen of the United States, residing at New York, in the county of New York and State of New York, have invented a new and useful Improvement in Horse-Collars, of which the following is a specification.

The object of this invention is to provide a simple, cheap, durable, light, and comfortable horse-collar which is constructed without the use of forming-blocks; and it consists in a certain novel construction and combination of devices fully described hereinafter in connection with the accompanying drawings, and specifically pointed out in the appended claims.

In the drawings, Figure 1 is a perspective view of the improved collar, to which are applied the hames, in the operative position. Fig. 2 is a horizontal sectional view of the same on the line *xx* of Fig. 1. Fig. 3 is a detail view of the pad. Fig. 4 is a plan view of one section of the casing.

Referring by letter to the drawings, A designates the improved collar, which is of the ordinary shape, and consists of the sides *a a*, which are covered by the casings B B, of canvas, leather, or any other flexible material. The said casings are composed, respectively, of the front and rear sections, *b* and *b'*, which are stitched together at their side and lower edges, thereby forming sacks into which are introduced the pads C, the said pads consisting either of muslin covers *c*, filled with hair, wool, cotton, or similar stuffing *c'*, and quilted or tufted, as shown in the drawings, or of felt or similar material. The said pads are made in the shape which the collar is desired to assume, and after they are arranged in place the lines of stitching D are formed near the inner edges of the casings B and through the pads, and in this way the neck and body rolls E and F are formed. Straw or any ordinary filling material G is now inserted in the loose upper ends of the casings on the front sides of the pads, so as to increase the body-rolls to the desired size, after which the said upper ends of the casings are secured together.

It will be observed that no forming-blocks are employed, and therefore the completed collar is very light and will readily accommo-

date itself to any form of neck, and as the pads are arranged on the rear sides of the collar, and therefore bear against the neck and shoulders of the horse, chafing will be almost if not entirely avoided.

The sides of the collar are provided at their lower ends with the hooks H H, which, when the hames I I are arranged thereon, engage the lower hame strings, straps, or latches, *i*, and prevent them from slipping and allowing the lower ends of the hames to move; and K K are spring-loops which are attached to the sides of the collar at intermediate points, which are adapted to engage keepers L L on the inner sides of the hames. The said springs are secured to the collar by means of small loops *k k*.

It will be seen that the hooks H and spring-loops K provide a detachable connection between the hames and the collar, so as to form what might be termed a "combined hame and horse-collar." In practice the pads C are arranged within the collar next to the horse's neck, while the straw filling it is located on the outside. This arrangement combines durability in the collar with ease and comfort to the horse.

Having thus described the invention, I claim—

1. In a horse-collar, the sides *a a*, comprising the inclosing sacks or casings B B, the flexible pads arranged in the said sacks or casings, and the rows of stitching D through the sacks or casings and the pads and dividing the neck-rolls from the body-rolls, substantially as specified.

2. In a horse-collar, the sides *a a*, comprising the sacks or casings B B, having their open upper ends stitched together, the flexible pads C C, arranged in the sacks or casings in contact with the rear sides of the same, the rows of stitching D, and the filling G between the pads and front sides of the sacks or casings, substantially as specified.

3. In a horse-collar, the sides *a a*, comprising sacks or casings B B, which are stitched together at their upper ends and are composed, respectively, of the front and rear sections, *b b'*, the flexible pads arranged in the sacks or casings, and the rows of stitching extending through the sacks or casings and the

pads and thereby forming the neck and body rolls E F, substantially as specified.

4. The horse-collar herein shown and described, having the sides *a a*, connected together at their upper ends and loose at their lower ends, and provided adjacent to their lower ends with the hooks H H, which are adapted to engage the hame strings or latches, substantially as specified.

5. The horse-collar herein described and shown, having sides *a a*, provided at suitable points with loops K K, to engage keepers on the hames, substantially as specified.

6. The horse-collar A, provided with the sides *a a*, having free ends, the hooks H H, arranged near the lower ends of the sides,

and the spring-loops K K, arranged at intermediate points of the sides and connected to the collar by the loops *k k*, in combination with the hames provided with the keepers L L, adapted to be engaged by the said spring-loops, and the hame strings or latches connecting the lower ends of the hames and engaging the said hooks H, substantially as and for the purpose specified.

In testimony that I claim the foregoing as my own I have hereto affixed my signature in presence of two witnesses.

JAMES EDWARD PURDY.

Witnesses:

JAMES E. BROWN,
JOHN F. JACKSON.