

(No Model.)

F. KRUEDELBACH.
COUCH BED.

No. 402,530.

Patented Apr. 30, 1889.

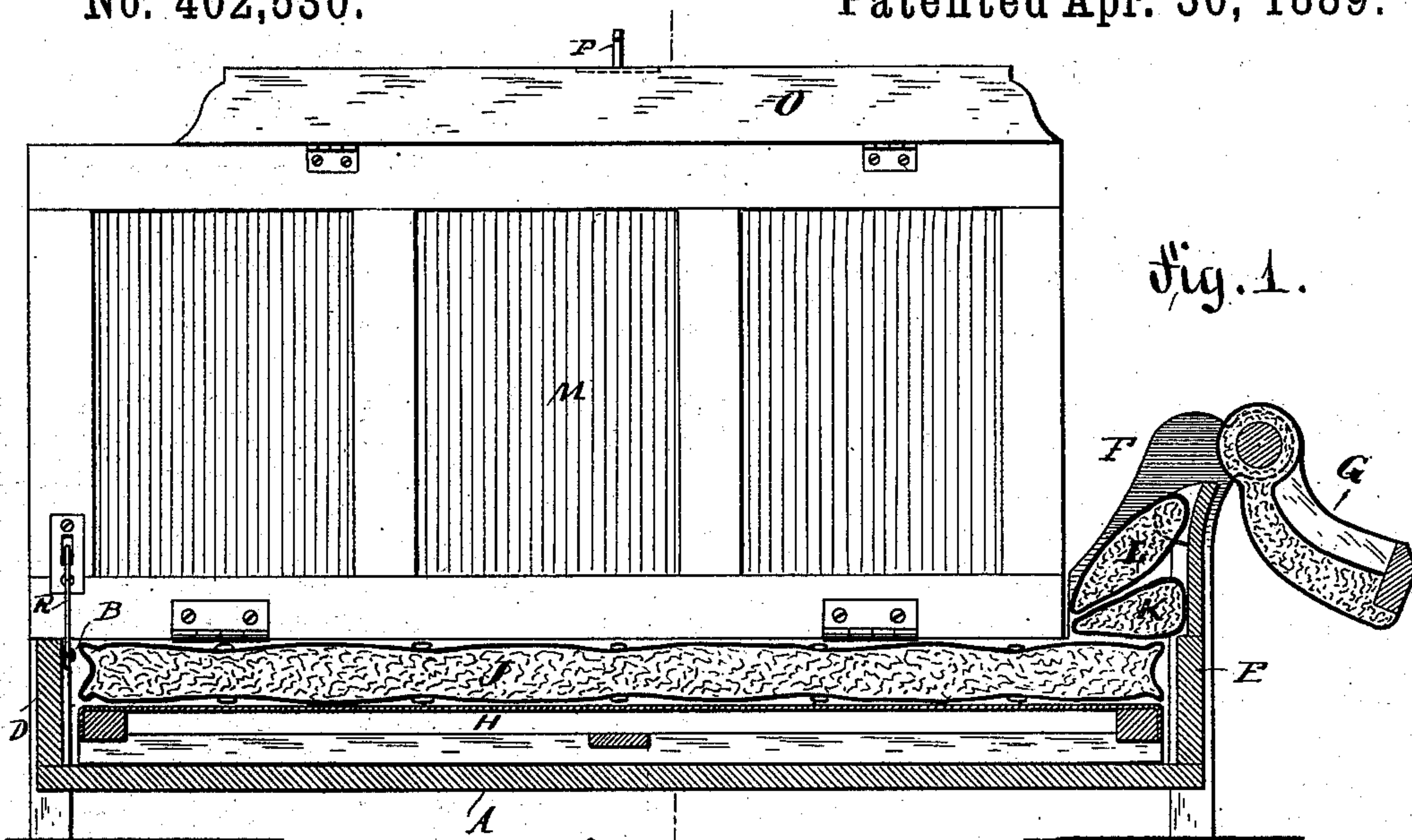


Fig. 1.

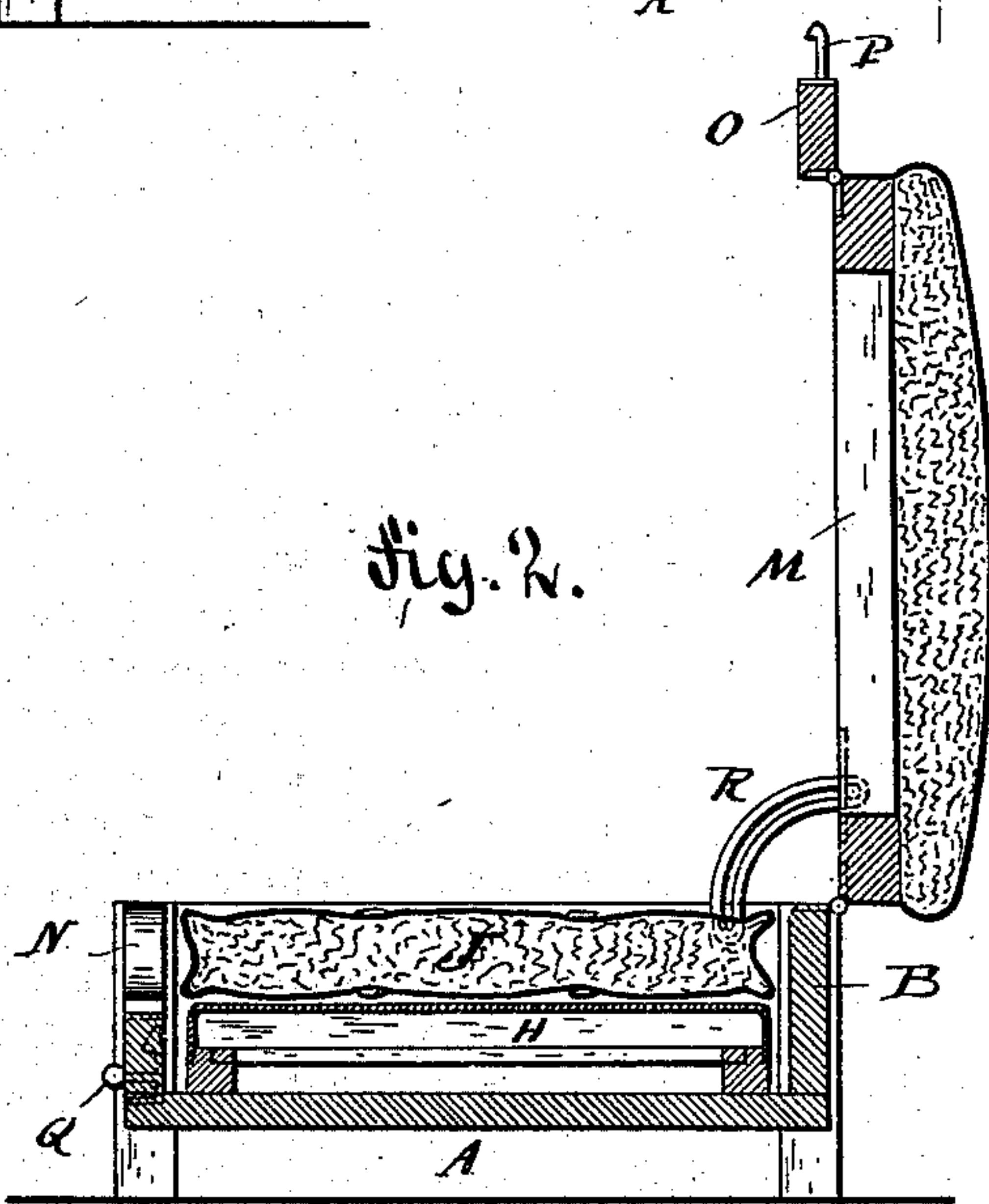


Fig. 2.

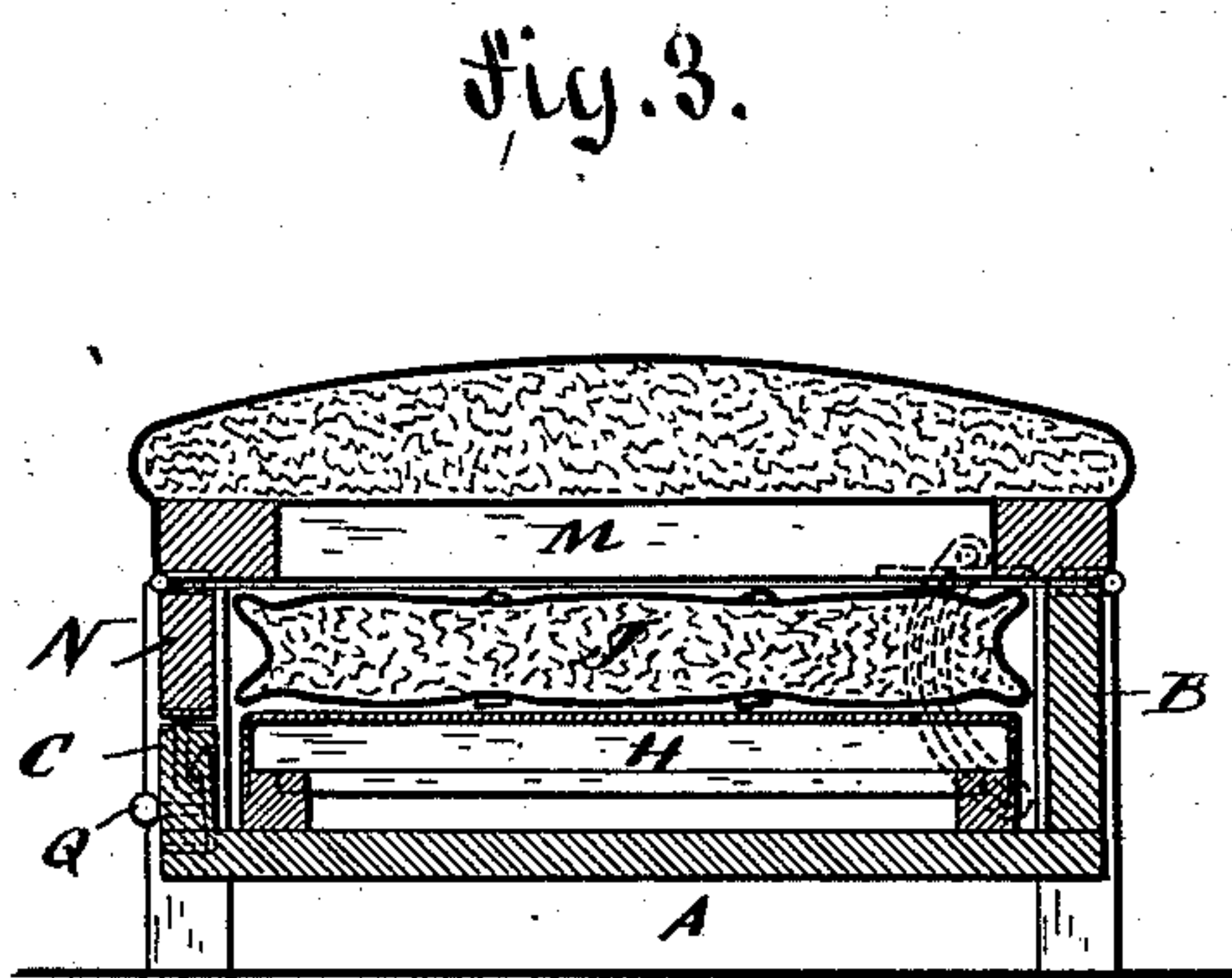


Fig. 3.

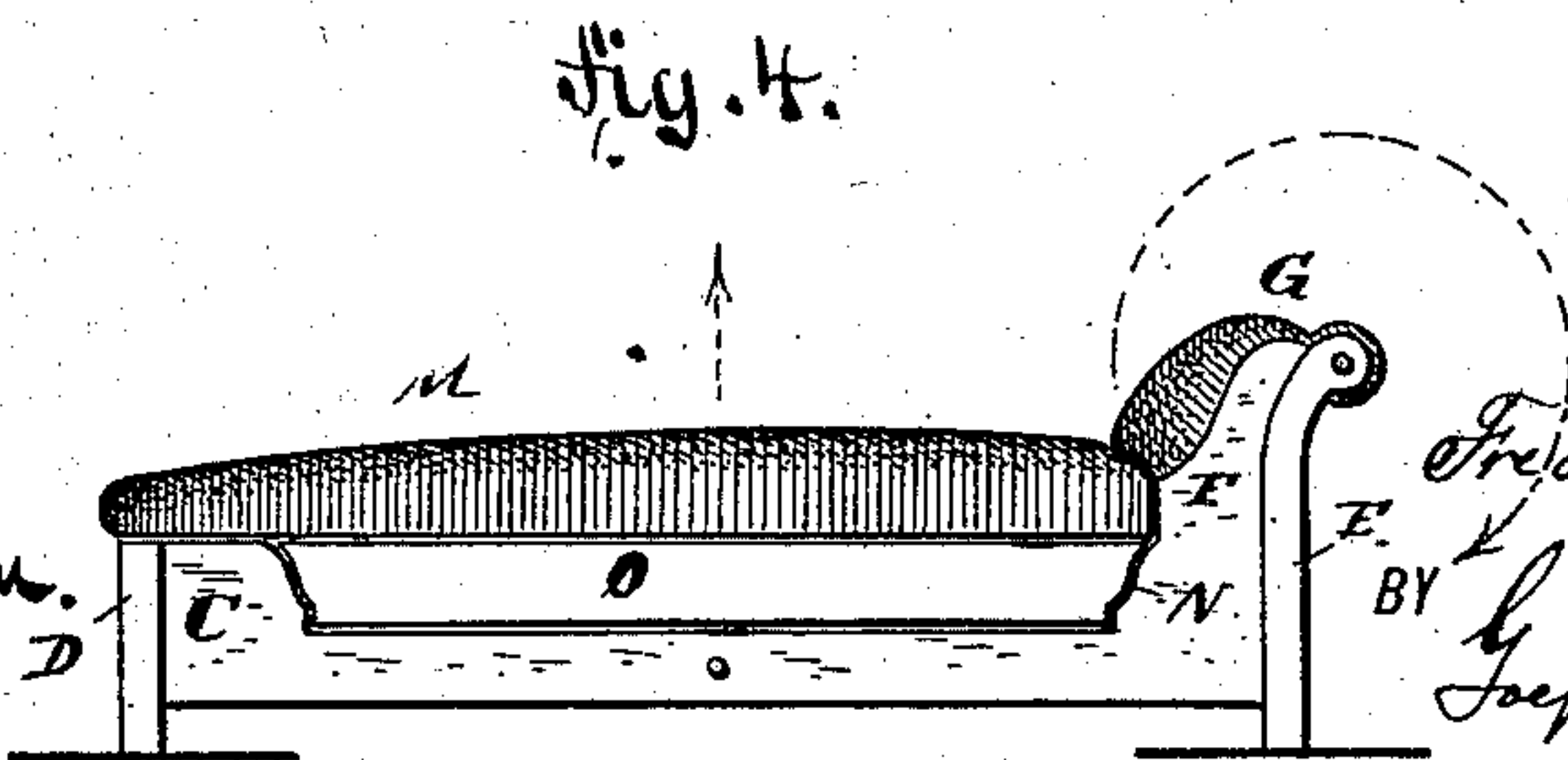


Fig. 4.

WITNESSES:

Frederick Rosenbaum
Carl Kapp

INVENTOR.

Frederick Kruedelbach

BY

Georg & Wagner

ATTORNEYS.

UNITED STATES PATENT OFFICE.

FREDERICK KRUEDELBACH, OF WINFIELD, NEW YORK.

COUCH-BED.

SPECIFICATION forming part of Letters Patent No. 402,530, dated April 30, 1889.

Application filed October 18, 1888. Serial No. 288,491. (No model.)

To all whom it may concern:

Be it known that I, FREDERICK KRUEDELBACH, of Winfield, in the county of Queens and State of New York, have invented certain
5 new and useful Improvements in Couch-Beds, of which the following is a specification.

This invention relates to improvements in that class of bedsteads which when not in use as a bed can readily be converted into a couch,
10 or vice versa.

The lounge and sofa beds made heretofore had the following defects: The bed in the same could not be made of normal length without unduly increasing the length of the lounge or
15 sofa, and the side bounds were so high as to be about flush with the top of the mattress, and the person when getting into the bed had to place his foot into the bed and could not rest his knee on the side part of the mattress,
20 as the knee would, as soon as the mattress yielded, strike against the upper edge of the side rail.

The object of my invention is to provide a new and improved bed-couch which is devoid
25 of these objections.

The invention consists in the construction and combination of parts and details, as will be fully described and set forth hereinafter, and pointed out in the claims.

30 In the accompanying drawings, Figure 1 is a vertical longitudinal sectional view of my improved couch-bed, showing the same opened. Fig. 2 is a vertical transverse sectional view of the same opened. Fig. 3 is a similar view
35 showing it closed. Fig. 4 is a side view closed.

Similar letters of reference indicate corresponding parts.

The body of the couch has the bottom A, the side pieces, B and C, the foot-piece D, and
40 the head-piece E, the latter being vertical or only curved slightly at the top. At each side of said head-piece E the wings F are provided, and between the upper ends of the same the couch head-rest or arm G is pivoted,
45 the upper side of said head-rest being curved and shaped like a pillow and the under side being made hollow. The side pieces or rails, B C, have their upper edges such a distance above the bottom A as to form a space of sufficient depth for receiving the spring bed-
50 frame H and the mattress J, the spring bed-frame H resting upon the bottom A. As shown,

the available space for the spring bed-frame and mattress extends from the foot-piece D to the head-piece E, thus giving sufficient length 55 for a normal-size mattress.

The upper end of the mattress in my improved head extends into the arm at the head end of the couch, whereas in the sofa and lounge beds made heretofore the upper end 60 of the mattress extended only to the bottom of the rounded top of the arm at the head end of the sofa or lounge. By making the arm hollow I gain sufficient space to place a mattress of normal length on the couch. 65

A bolster, K, and pillow L can be placed upon the head end part of the mattress, and when the hollow head-rest G is swung down are contained within the same. The seat M is hinged to the rear side bar, B, or otherwise 70 made removable. It is covered and upholstered in the usual manner and extends from the foot end of the couch to the inner edges of the wing F and to the bottom of the head-rest G. The front side piece, C, has a recess, 75 N, extending from the top edge of the same about to the bottom of the mattress and almost the entire length of said front side piece. A wing, O, fitting in the recess N, is hinged to the under side of the seat M at the front or 80 swinging edge, and is provided with a hook, P, that can engage a spring-catch, Q, on the front side piece, A. A suitable brace, R, is provided for holding the seat M in raised position. As the front side piece, C, is recessed, 85 the person can place his knee on the mattress when entering the bed and is not bruised or pained by the top edge of the side bar.

Having thus described my invention, I claim as new and desire to secure by Letters Patent— 90

1. In a couch-bed, the combination, with a body having a rigid foot end piece, an end piece at the head end, the outer wall of said head-piece forming the head end of the body, and rigid wings at the front and rear edges of 95 said head-piece, of a head-rest pivoted between the wings of said head end piece, a removable seat extending from the bottom edge of said head-rest to the rigid foot end piece of the body, and a removable mattress and spring bed- 100 frame below said seat, said mattress and spring bed-frame extending from the foot-piece to the inner surface of the head end piece, substantially as set forth.

2. In a couch-bed, the combination, with a body, of a rigid foot-piece and a rigid head end piece, the outer wall of said head end piece forming the head end of the body and
5 forming an uninterrupted space for a mattress in said body of the entire length of said body, rigid wings at the front and rear edges of said head end piece, a hollow head-rest hinged to said wings, and a removable seat
10 extending from the foot end piece to the swinging end of the hinged head-rest, substantially as set forth.

3. The combination, with a couch-frame having a recess in the top edge of one side
15 piece, of a removable seat having a wing fitting into said recess, substantially as herein shown and described.

4. The combination of a couch-frame hav-

ing a recess in the top edge of one side piece with a removable seat and a wing fitting in
20 said recess of the side piece and hinged to the bottom edge of one side piece of the seat, substantially as set forth.

5. The combination, with a couch-frame having a recess in the top edge of one side
25 piece, of a hinged seat, a wing fitting in said recess and hinged to the said seat, a hook on said wing, and a catch in the couch-frame, substantially as herein shown and described.

In testimony that I claim the foregoing as
30 my invention I have signed my name in presence of two subscribing witnesses.

FREDERICK KRUEDELBACH.

Witnesses:

OSCAR F. GUNZ,
CARL KARP.