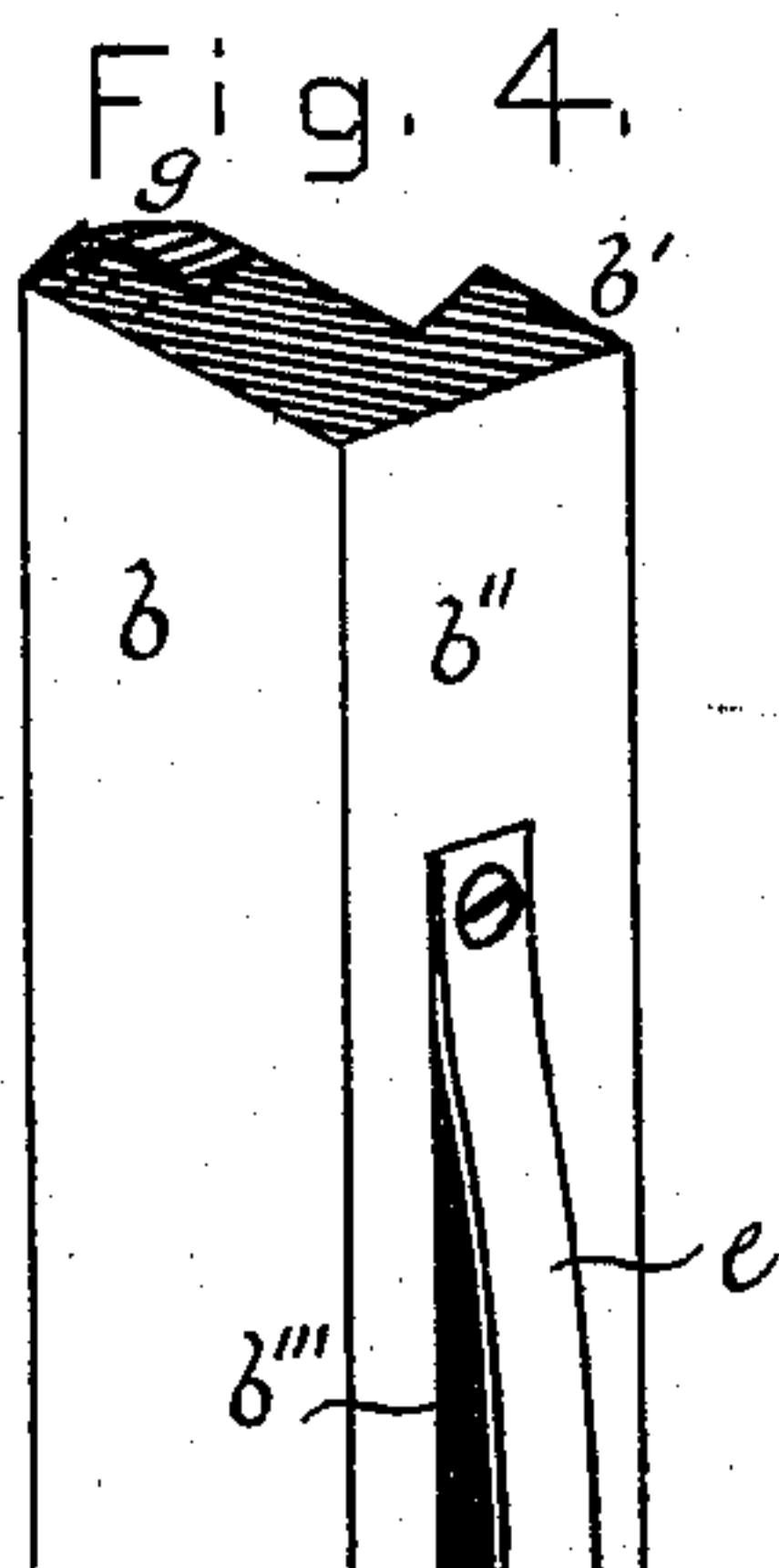
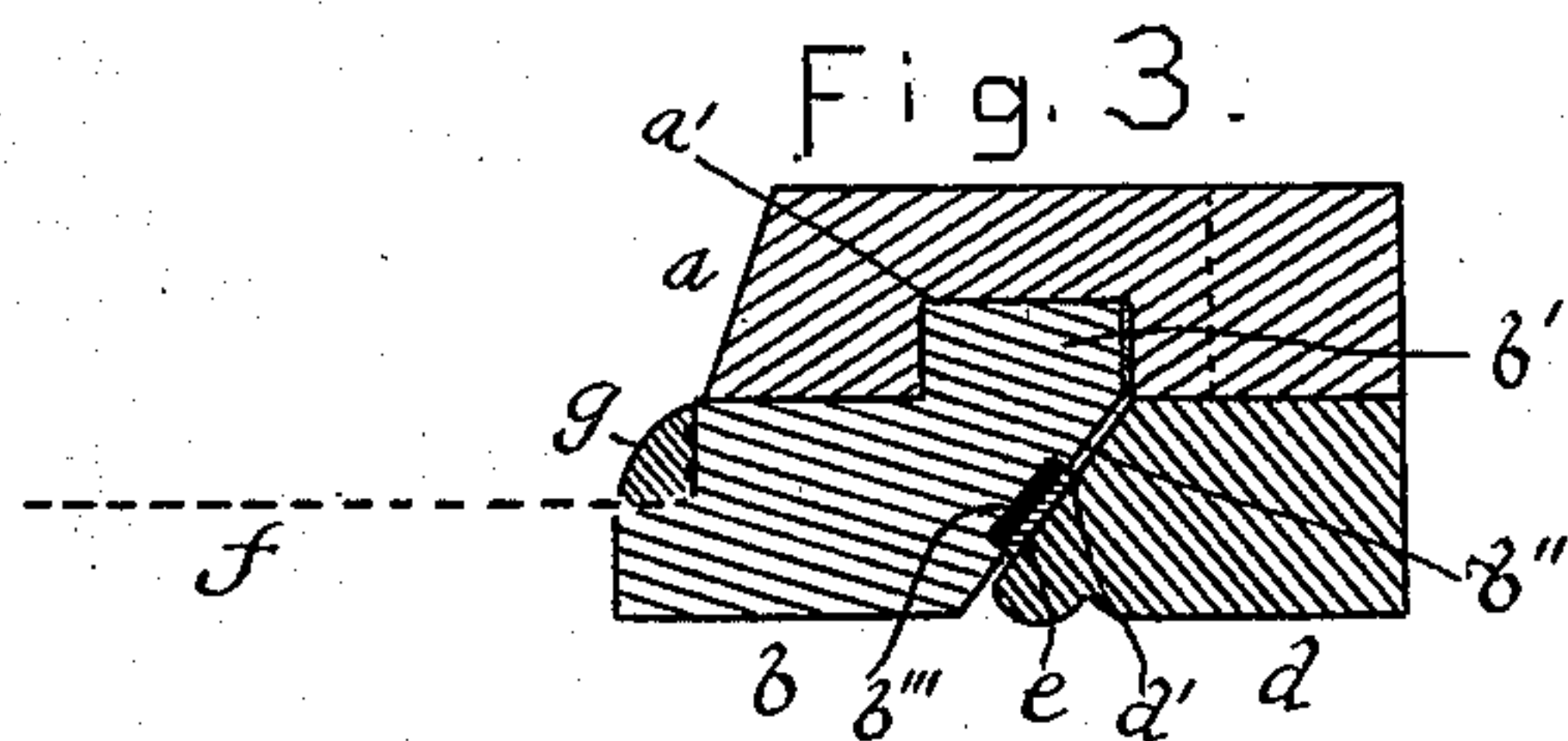
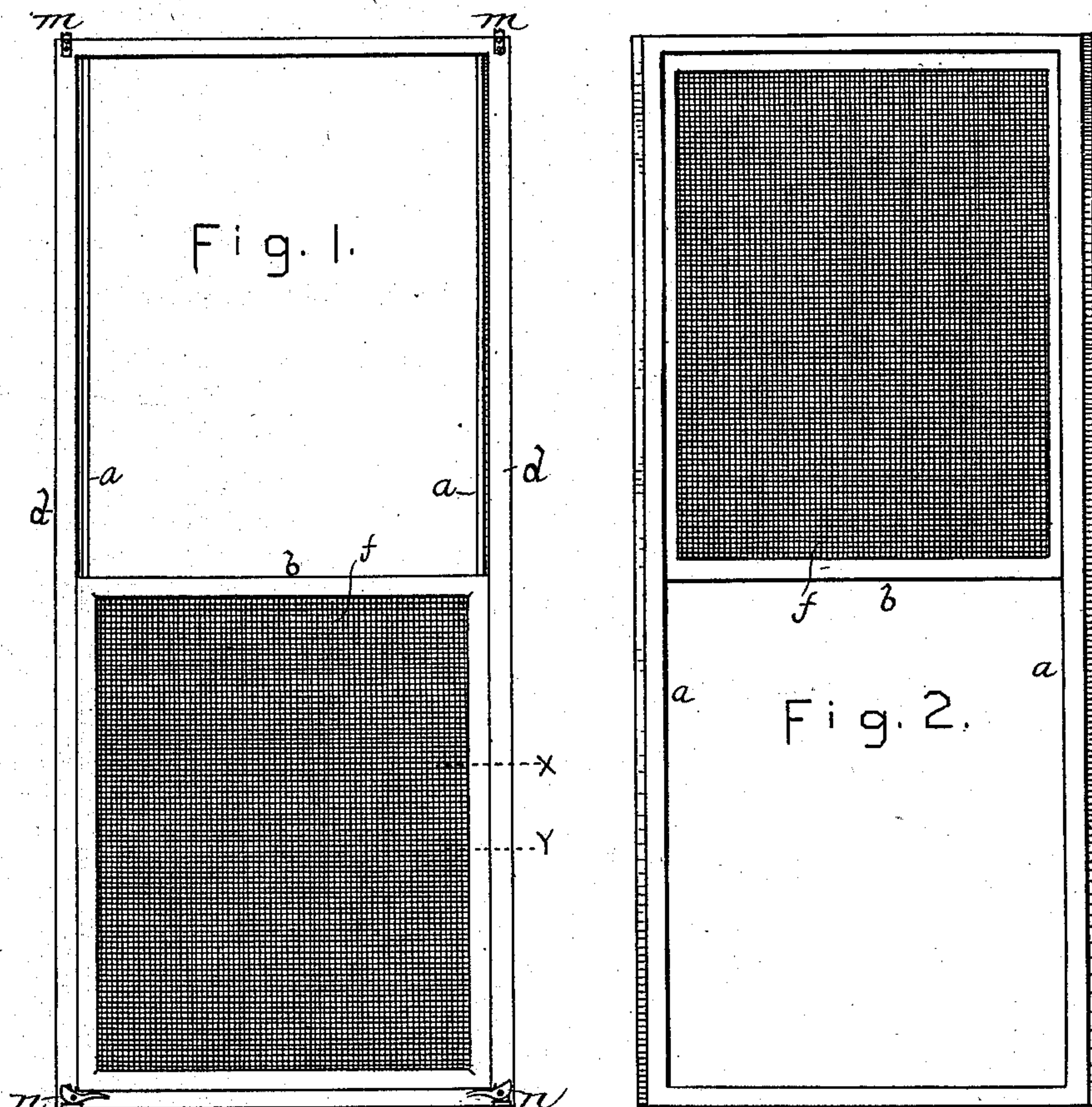


(No Model.)

C. H. BARRETT.
ADJUSTABLE WINDOW SCREEN AND FRAME.

No. 402,295.

Patented Apr. 30, 1889.



ATTEST

Helen Graham

W. W. Graham

INVENTOR
CHAS. H. BARRETT

By *L. P. Graham*
his attorney

UNITED STATES PATENT OFFICE.

CHARLES H. BARRETT, OF DECATUR, ILLINOIS, ASSIGNOR OF ONE-HALF TO
OTTO E. CURTIS, OF SAME PLACE.

ADJUSTABLE WINDOW SCREEN AND FRAME.

SPECIFICATION forming part of Letters Patent No. 402,295, dated April 30, 1889.

Application filed December 3, 1888. Serial No. 292,549. (No model.)

To all whom it may concern:

Be it known that I, CHARLES H. BARRETT, of the city of Decatur, county of Macon, and State of Illinois, have invented certain new and useful Improvements in Adjustable Window Screens and Frames, of which the following is a specification.

My invention relates to screens that are used to admit air while excluding insects; and it consists in the details of construction and combinations of parts hereinafter set forth and claimed.

In the drawings accompanying and forming a part of this specification, Figure 1 is an elevation of a screen and frame constructed in accordance with my invention. Fig. 2 is an elevation of the opposite face of said screen and frame. Fig. 3 is a horizontal section on dotted line Y in Fig. 1; and Fig. 4 is a perspective view, in section, through the screen-sash at the point indicated by broken line X in Fig. 1, showing a portion of the sash in perspective.

In Fig. 1 the screen-sash is shown in its lowest position. In Fig. 2 it is shown in its highest position.

The frame in which the screen-sash slides is made to conform to the window in which it is to be used, and it is secured in such window in any well-known and suitable manner. The side pieces of the frame are indispensable. The connecting-pieces at top and bottom are desirable, but not indispensable. Each side piece comprises a strip, *a*, having a longitudinal rabbet-groove, *a'*, and a stop, *d*, having a beveled edge, *d'*, overlapping the groove. The sash *b* is provided with wire-cloth, *f*, or other material adapted to such uses, and its side strips are each formed with a rabbet-ledge, *b'*, adapted to grooves *a'*, and with a beveled surface, *b''*, adapted to the beveled surfaces of the stops. At *b'''* the beveled surface of the sash-frame is recessed, and in this recess is secured spring *e*, that presses against the beveled surface of the adjacent stop, and by frictional

pressure retains the sash in any desired position of adjustment. The strips *g* are used to secure the wire-cloth to the sash; but this feature is a non-essential, as other means for effecting the attachment will readily occur to those skilled in such matters.

As is common in such devices, the sash is intended to conform to the sash of the window to which it is applied, and when the upper window-sash is lowered the screen-sash is to be raised, and vice versa when the lower window-sash is hoisted.

Each side piece of the frame forms a complete guide for the sash. The spring is directly opposed to the internal angle of the rabbet of the sash, and friction is developed there and on the face of the stop to an extent sufficient to sustain the sash in the frame.

The frame may be detachably secured in a window by means of the penetrating-points *m m* and the friction-developing cam-levers *n n*. This feature, however, is in common use, and forms no part of my invention.

I claim as new and desire to secure by Letters Patent—

1. In window-screens, in combination, the sash *b*, having the rabbet-ledges *b'* and the beveled edges *b''*, the side strips, *a*, having rabbet-grooves *a'*, adapted to the ledges of the sash, and stops *d*, having beveled edges *d'*, adapted to the beveled edges of the sash, as set forth.

2. In window-screens, in combination, the sash *b*, having the rabbet-ledges *b'* and the beveled edges *b''*, the side strips, *a*, having rabbet-grooves *a'*, adapted to the ledges of the sash, stops *d*, having beveled edges *d'*, adapted to the beveled edges of the sash, and a spring or springs, *e*, between the sash and stop, as set forth.

In testimony whereof I sign my name in the presence of two subscribing witnesses.

CHARLES H. BARRETT.

Attest:

E. PARK,
L. P. GRAHAM.