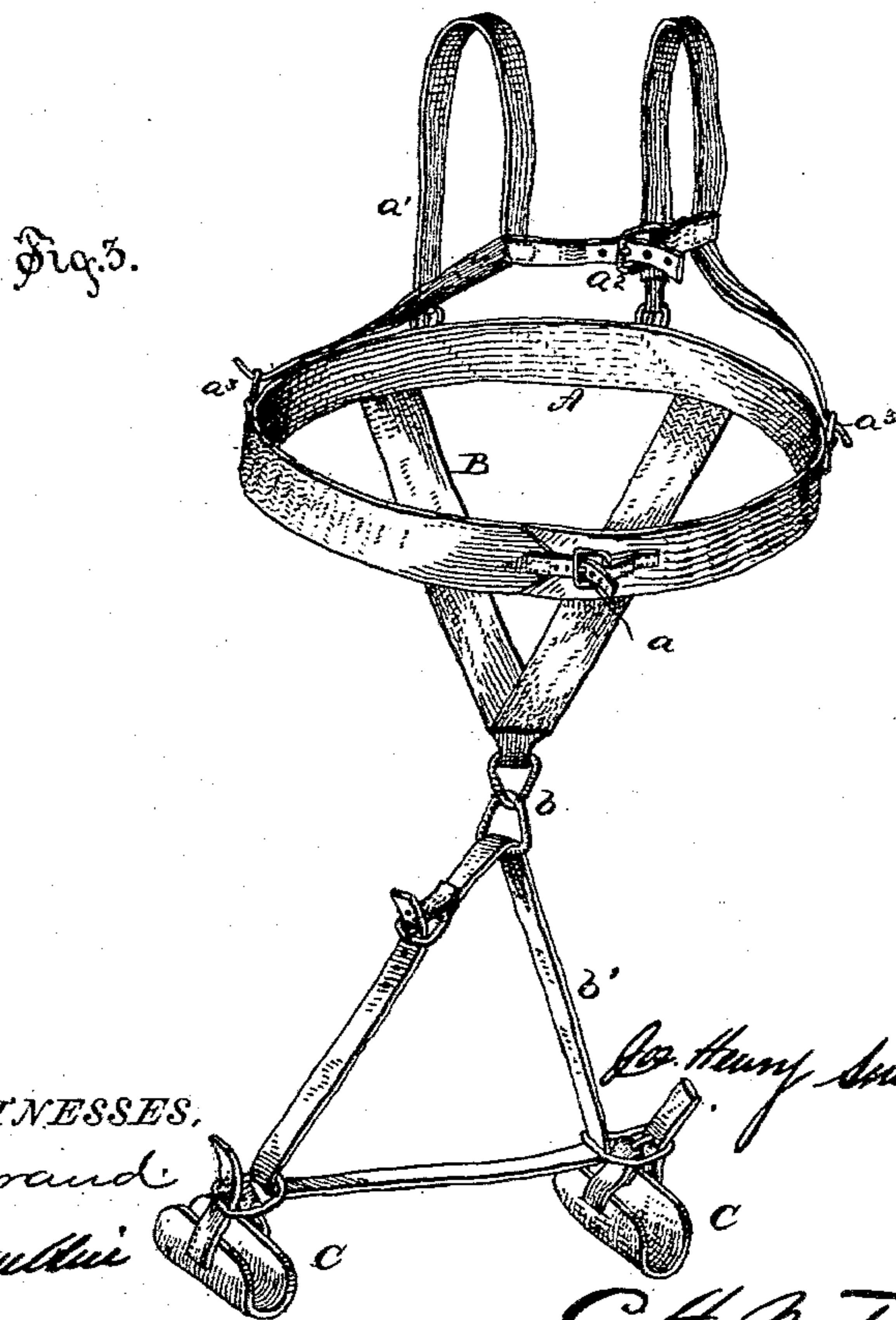
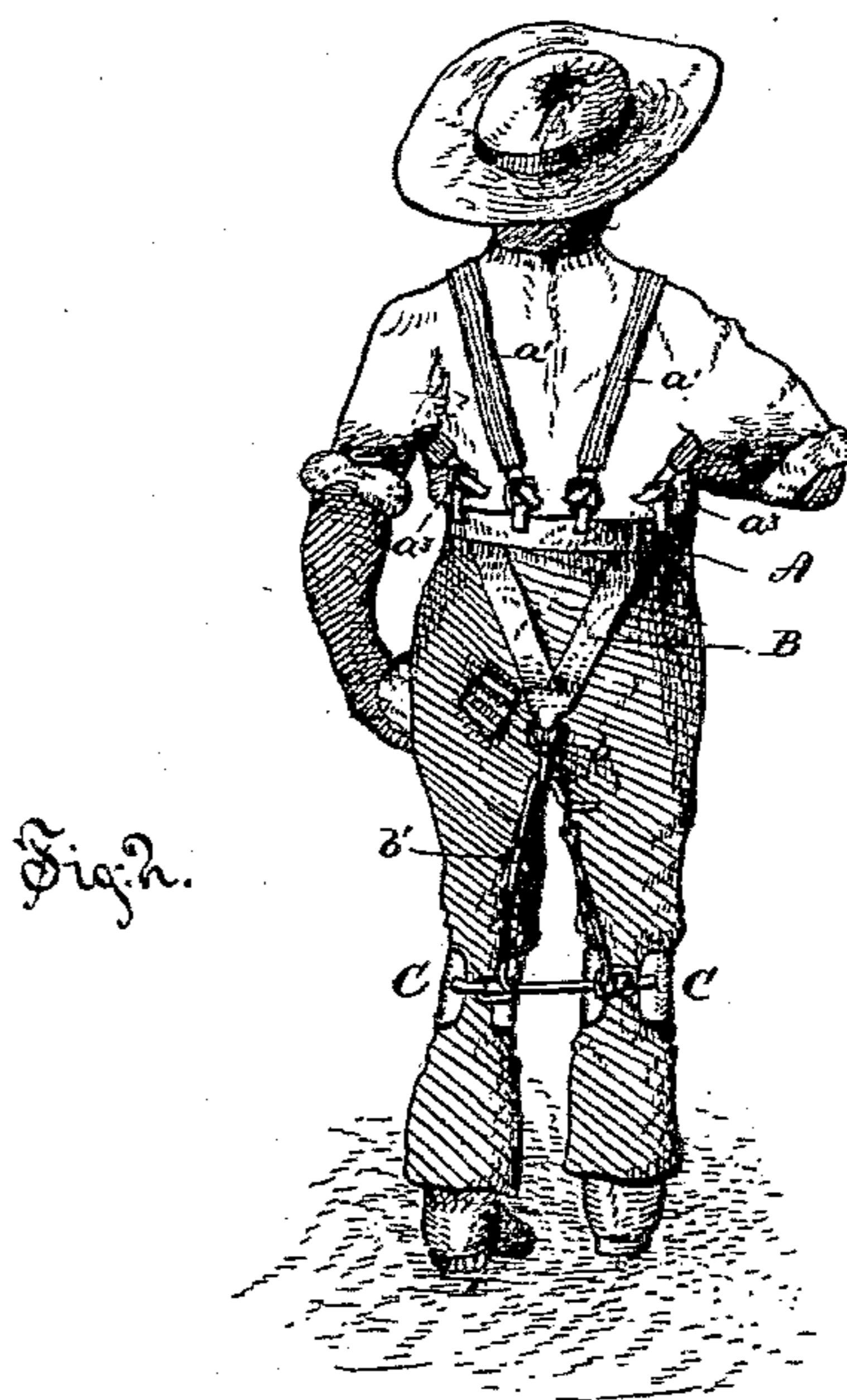



(No Model.)

J. H. SMITH.  
BRACE FOR BACK AND LEGS.

No. 401,223.

Patented Apr. 9, 1889.



*WITNESSES,*

F. L. Curand

*J. H. Franklin*

*INVENTOR.*

C. H. Watson & Co., Attorneys.

# UNITED STATES PATENT OFFICE.

JOSEPH HENRY SMITH, OF KAUFMAN, TEXAS.

## BRACE FOR BACK AND LEGS.

SPECIFICATION forming part of Letters Patent No. 401,223, dated April 9, 1889.

Application filed January 22, 1889. Serial No. 297,122. (No model.)

*To all whom it may concern:*

Be it known that I, JOSEPH HENRY SMITH, a citizen of the United States, residing at Kaufman, in the county of Kaufman and State of Texas, have invented certain new and useful Improvements in Cotton-Pickers' Braces; and I do hereby declare the following to be a full, clear, and exact description of the invention, such as will enable others skilled in the art to which it appertains to make and use the same.

My invention relates to a device designed specially to make easy the tedious and laborious work of picking cotton, or any work which may require a stooping posture; and the object of my invention is to provide a back and leg brace to be used while engaged in said kind of labor. I attain this object by a certain combination and arrangement of parts, which will be fully described in this specification, and illustrated in the accompanying drawings, in which—

Figure 1 is a front view of my device attached to the laborer and in a position for use. Fig. 2 is a back view of my device as worn by a laborer while in use. Fig. 3 is a perspective view of the device.

A designates a broad belt, which is placed around the waist and secured by means of the buckle *a*. To said belt, upon each side of the backbone of the wearer, there is secured two straps, *a' a'*, which extend over the shoulders and connect in the center of the breast, where they are fastened by means of the buckle *a<sup>2</sup>*; thence they extend backward

around the chest and connect with the broad belt A by means of the buckles *a<sup>3</sup> a<sup>3</sup>*. All of said buckles enable the wearer to adjust my device to the body.

B B represent two broad straps that connect with the strap A above the hips and extend downward to the middle of the thigh, where they unite, forming a V. At the base of this V are secured the links *b b*. Through the lower of these links there passes a narrow strap, *b'*, which extends down the side of the legs and unites with the pads C, which are secured around the legs below the knee.

As it is evident that my invention is practical, useful, and effectual for the purposes for which it is designed, it is useless to further enlarge upon its merits.

What I claim is—

In a back and leg brace, the combination of the belt A, the straps *a' a'*, secured to the belt A, the straps B B, secured to the belt A and extending downward V-shaped, the links at the lower ends of the straps B B, the strap *b'*, the pads C, attached to the lower ends of the strap *b'*, and the necessary buckles to secure and adjust the device to the body of the wearer, substantially as described and shown.

In testimony whereof I affix my signature in presence of two witnesses.

JOSEPH HENRY SMITH.

Witnesses:

R. T. SMITH,  
J. M. BAZEE.