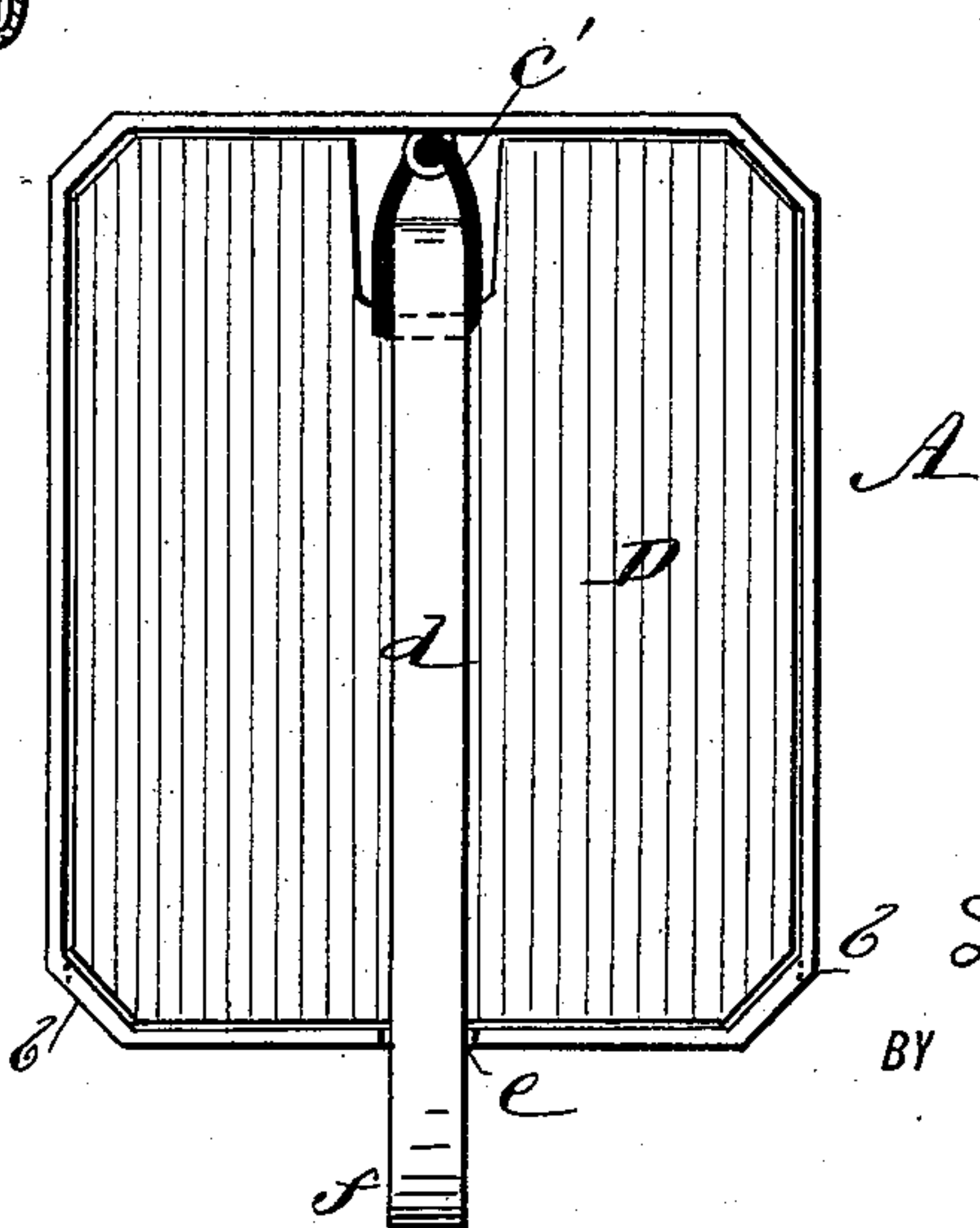
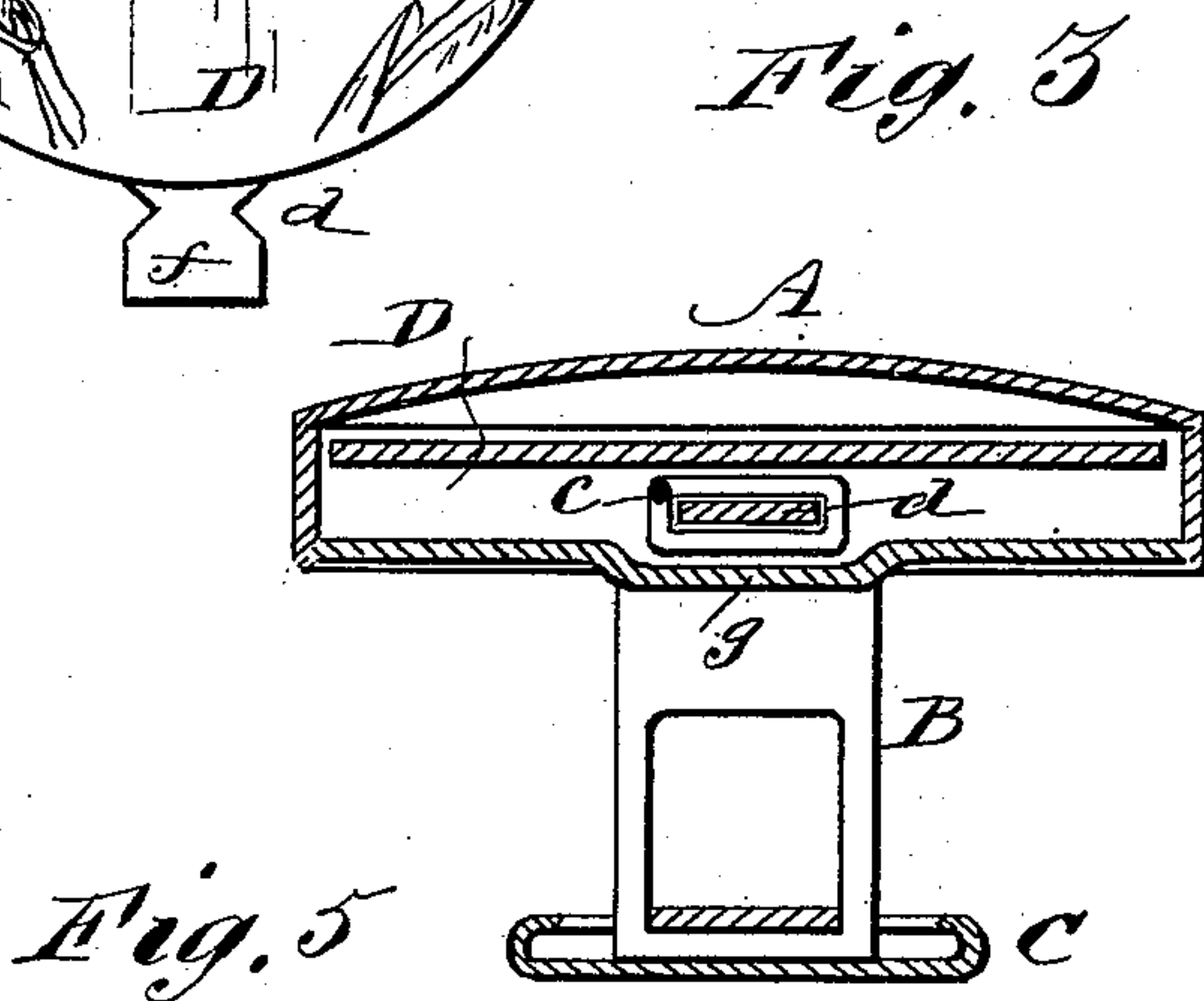
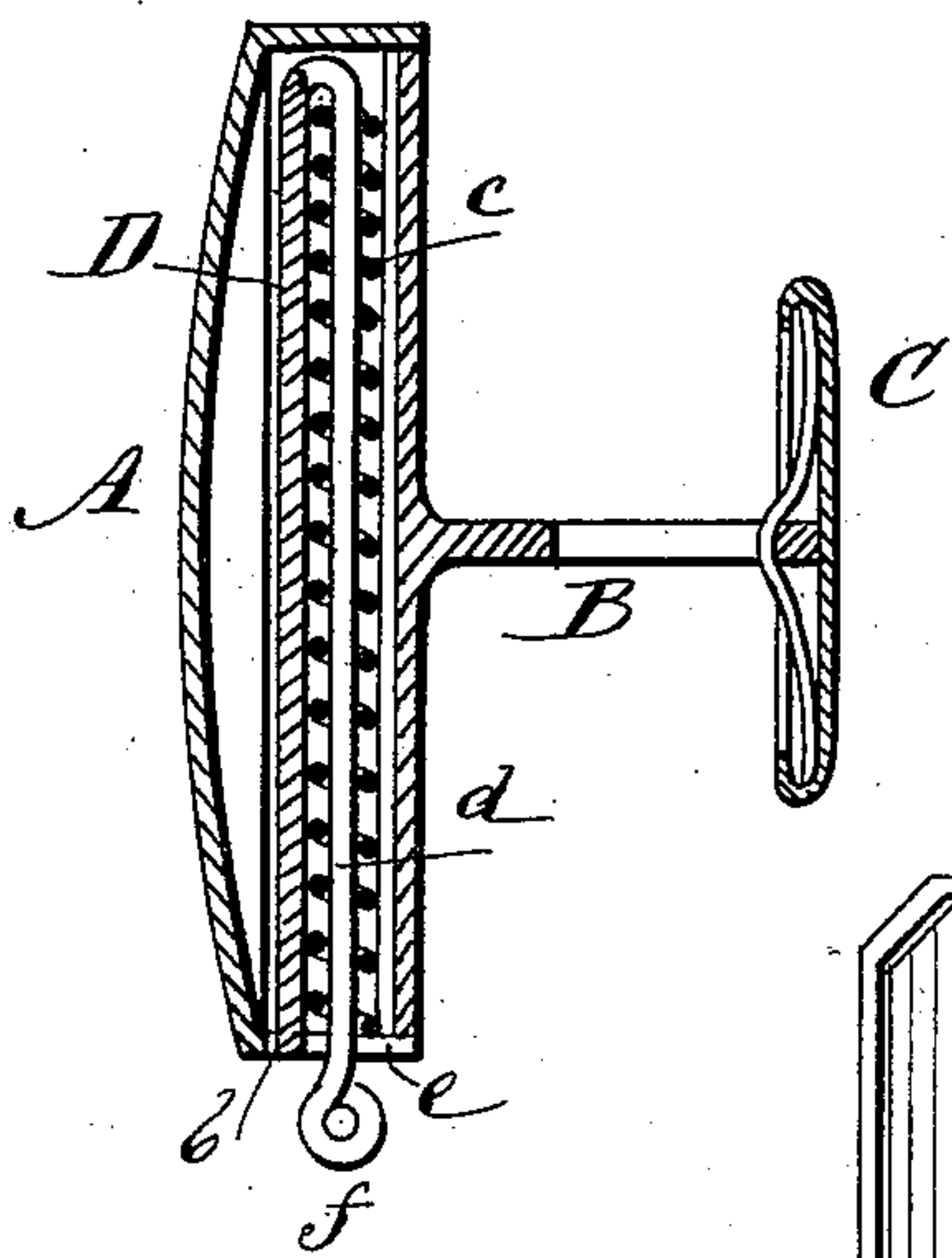
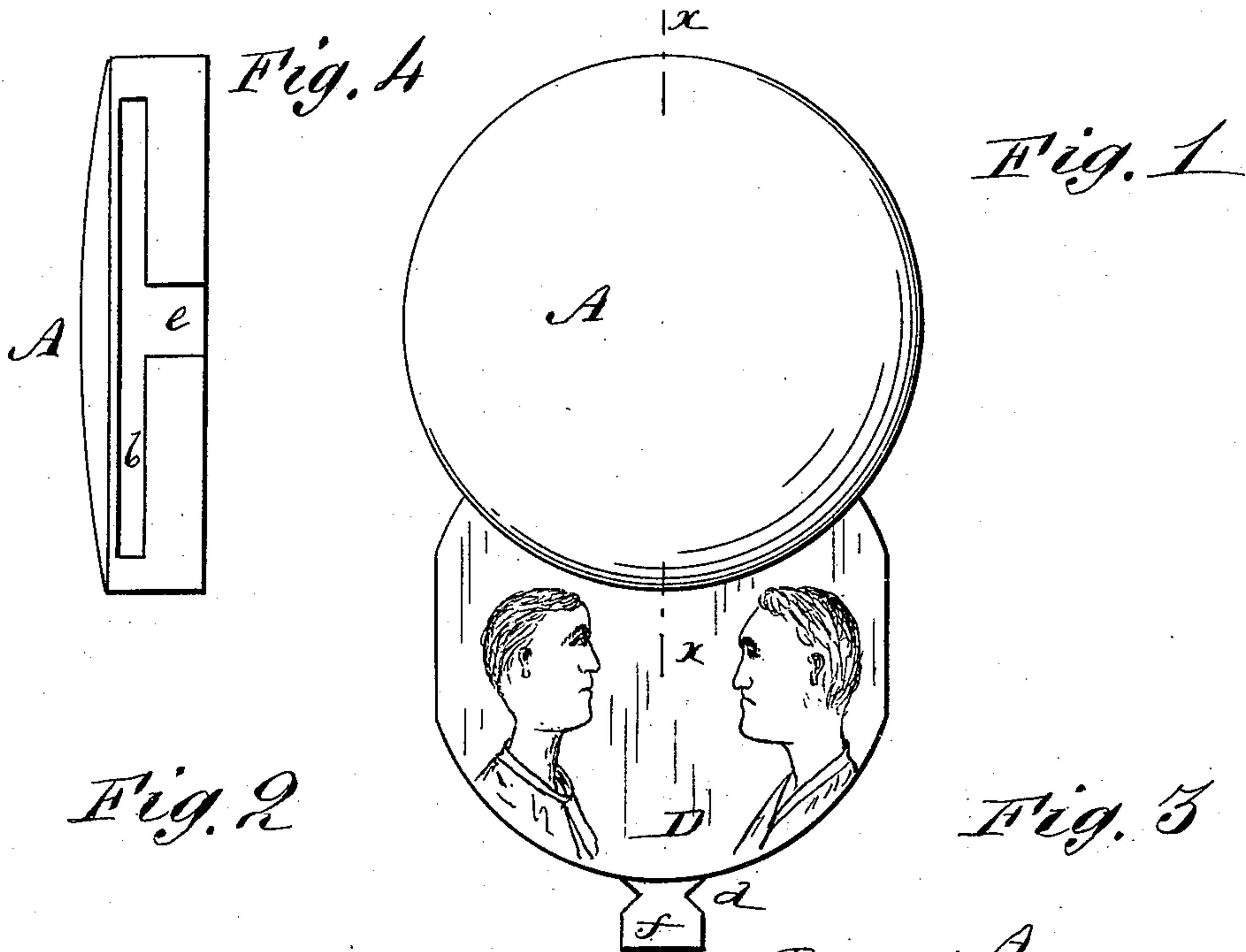


(No Model.)

L. WINTERDORF & A. REYMOND.
CAMPAIGN BUTTON.

No. 401,094.

Patented Apr. 9, 1889.



WITNESSES:

C. Neveu

C. Sedgwick

INVENTOR:

L. Winterdorf
A. Raymond

BY

Munn & Co.
ATTORNEYS.

UNITED STATES PATENT OFFICE.

LÉON WINTERDORF AND AUGUST REYMOND, OF NEW YORK, N. Y.

CAMPAIGN-BUTTON.

SPECIFICATION forming part of Letters Patent No. 401,094, dated April 9, 1889.

Application filed August 1, 1888. Serial No. 281,629. (No model.)

To all whom it may concern:

Be it known that we, LÉON WINTERDORF and AUGUST REYMOND, both of the city, county, and State of New York, have invented a new and useful Improvement in Campaign-Buttons, of which the following is a full, clear, and exact description.

This invention consists in a campaign button or badge of novel construction, in which the button or button-head, that is made hollow, is fitted with a slide, on the face side of which should be delineated the necessary portrait or portraits, and which is adapted to be drawn out, when required to be exposed, through the marginal or edge portion of the button against the tension of a spring, said portrait-slide when released being automatically returned by the action of the spring to its normal position within the button again.

Reference is to be had to the accompanying drawings, forming a part of this specification, in which similar letters of reference indicate corresponding parts in all the figures.

Figure 1 represents a face view of a campaign-button with the portrait-slide drawn out; Fig. 2, a transverse section of the button upon the line xx in Fig. 1, with the slide shot in; and Fig. 3, a further transverse section thereof upon a line or plane at right angles to Fig. 2. Fig. 4 is an edge view of the button or button-head shown in the previous figures; and Fig. 5, a rear view of the interior of a button-head of different shape to that shown in the other figures of the drawings, and having an elastic rubber, instead of a metallic spring, applied to draw the portrait-slide into the head or button.

The button may be made of any suitable material or materials, and either be enameled, covered with silk, or otherwise ornamented and finished on its exterior, and so as to resemble, if desired, either an ordinary plain or a fancy button. The button, too, may be made of any preferred shape and size. Thus it may be of a round configuration, as in Figs. 1, 2, 3, and 4 of the drawings, of approximately parallelogrammic shape, as in Fig. 5, or of any other suitable form; but in every instance the button, as represented by its head, is made hollow and with a slot or aperture in its rim for the portrait-slide and its draft piece

or appendage to pass into and out of without becoming disengaged.

A is the hollow button or button-head, B its shank, and C its inner or fastening back-stud portion. In place of the shank B, with its attached stud-fastening C, a safety or other pin may be used to secure the button or button-head A to its place on the garment.

The head or button A, which is hollow, is fitted internally with a portrait-slide, D, having on its front or face side one or more portraits of the candidate or candidates or personages the button is intended to expose. This slide is arranged to move in and out of the hollow button A through a suitable slot, b , in its rim, preferably on the under side thereof, as more clearly shown in Fig. 4. Said slide is held within and automatically returned to the interior of the button after being drawn out therefrom and released by the tension, as shown in Figs. 2 and 3, of a spiral metallic spring, c , arranged around a draw-bar, d , fast at its upper end to the slide and projecting below out through a branch aperture, e , in the rim of the button, and which may be furnished with a loop, f , at its lower end, said spring resting at its lower end upon the interior of the rim and bearing at its upper or free end on the upper end of the slide, or where the draw-bar d connects therewith. Any suitable pull piece or device may be substituted for the draw-bar, and, if desired, the back of the button be internally grooved, as shown at g in Fig. 3, to provide room for the operating devices of the slide.

Instead of a metallic spring, as shown in Figs. 2 and 3, the draw-bar d , or draft attachment or portrait-slide operated by it, may have applied to it a rubber band or cord spring, c' , secured above to the rim of the button and operating to draw the slide within the button, as shown in Fig. 5. Any suitable kind of spring may be used, however.

As a campaign-button, there may be nothing on its exterior to indicate that it is such; but when the party wearing it desires to make known his political bias—as, for instance, on being addressed by another party—he simply pulls upon the slide in the button to draw out said slide and expose the portrait or portraits upon it, after which, on releasing hold of the

slide, the latter is returned by its controlling-spring to its normal position within the button again; or the slide may be held extended, if desired, by an attached thread passed, for instance, through the loop *f* and secured to the person of the wearer of the button, or it may be held temporarily extended by any other suitable means.

Having thus described our invention, what we claim as new, and desire to secure by Letters Patent, is—

1 The campaign-button herein described, consisting of a hollow head having a slotted rim, and with a portrait-slide within said head adapted to be drawn out through the slotted rim, and having a spring operating to draw

the slide within the button, substantially as shown and described.

2. The combination of the hollow button or button-head A, having a slot in its rim, the portrait-slide D, arranged to pass in and out of said button through said slot, the draw-bar or pull-piece *d*, attached to said slide and projecting beyond the rim of the button, and a spring closing the slide within the button, essentially as shown and described.

LÉON WINTERDORF.
AUGUST REYMOND.

Witnesses:

A. GREGORY,
C. SEDGWICK.