

(No Model.)

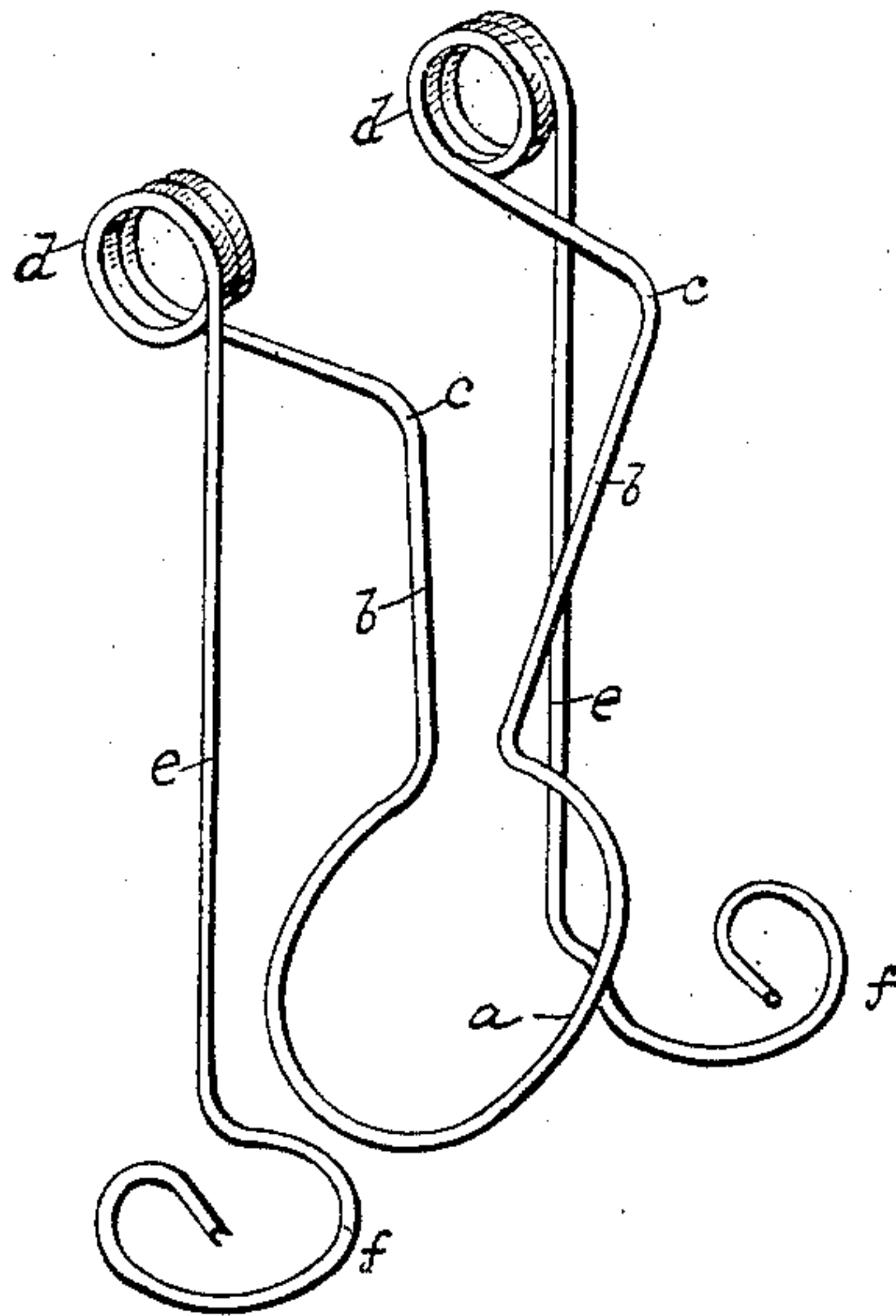
J. B. SWEETLAND.

TIDY HOLDER.

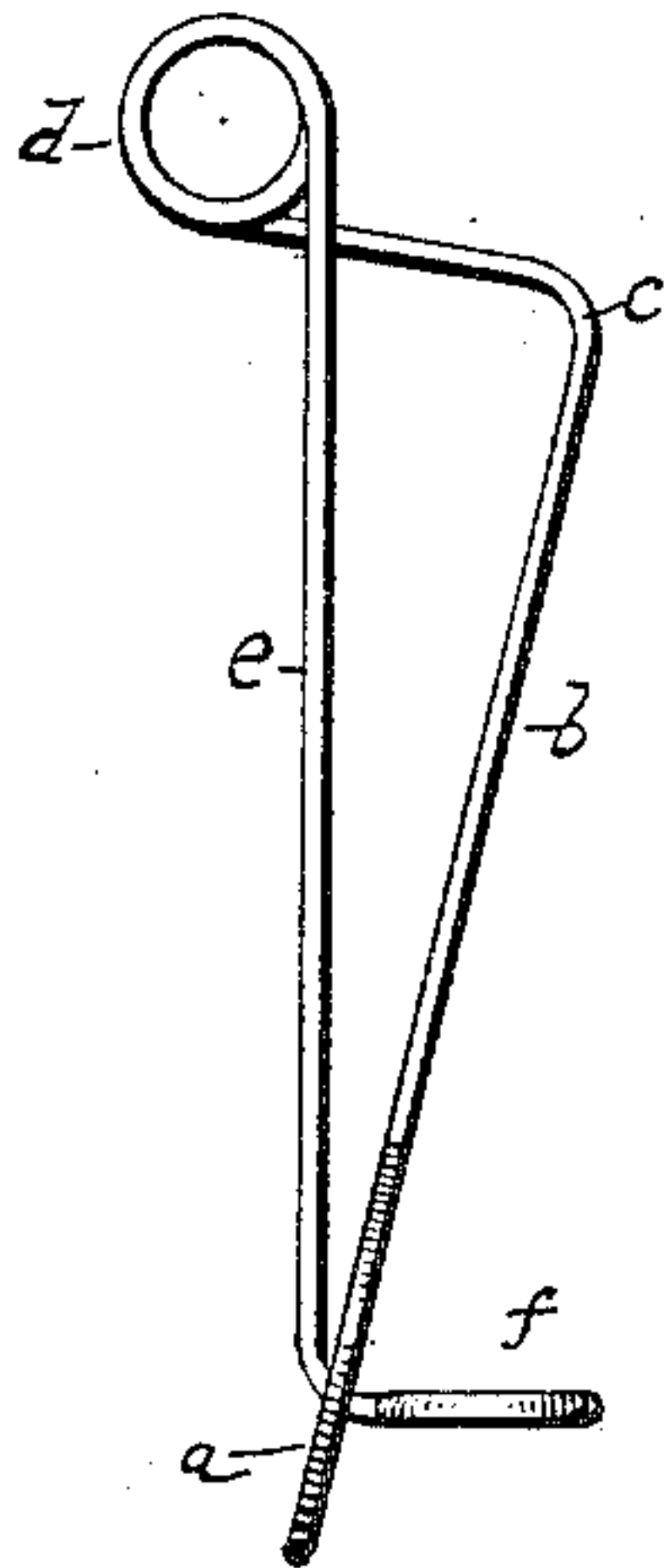
No. 398,757.

Patented Feb. 26, 1889.

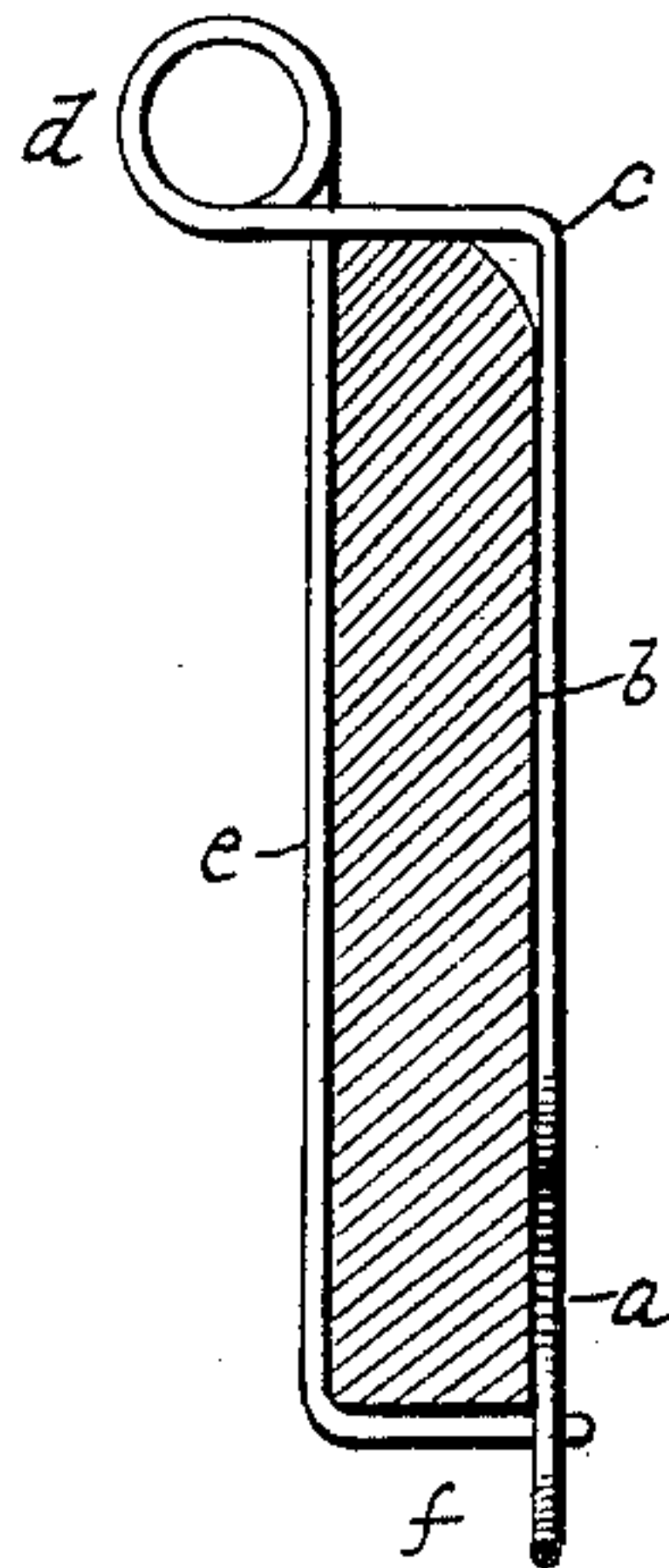
*Fig. 1.*



*Fig. 2.*



*Fig. 3.*



Witnesses,

*Charles J. Frost*

*Charles D. Davis*

Inventor,

*J. B. Sweetland*

By *J. B.* Attorney

*O. M. Alexander*

# UNITED STATES PATENT OFFICE.

JEROME B. SWEETLAND, OF PONTIAC, MICHIGAN.

## TIDY-HOLDER.

SPECIFICATION forming part of Letters Patent No. 398,757, dated February 26, 1889.

Application filed August 23, 1888. Serial No. 283,545. (No model.)

*To all whom it may concern:*

Be it known that I, JEROME B. SWEETLAND, a citizen of the United States, residing at Pontiac, in the county of Oakland and State of Michigan, have invented certain new and useful Improvements in Tidy-Holders, of which the following is a specification, reference being had therein to the accompanying drawings, in which—

Figure 1 represents a perspective view of my improved tidy-holder; Fig. 2, a side elevation of the same, and Fig. 3 a detail sectional view showing the holder applied to the back of a chair.

The invention has relation to that class of tidy-holders adapted to be clasped upon the backs of chairs; and it has for its object to provide a cheap and simple holder that will obviate the objectionable features found existing in this class of devices now on the market, as will be more fully hereinafter set forth.

The holder is constructed of a single piece of wire bent into shape by means of suitable tools. An open ring, *a*, is formed in the middle of the wire, and the two portions *b b* of the wire are then continued upward and outward a short distance, and then (at *c*) bent abruptly backward a short distance. The two wires are then bent into two short horizontal coils, *d d*, the wires leaving the coils at the front side thereof and continued straight downward, forming two spring-actuated clamping-limbs, *e e*. The ends of these spring-limbs are turned abruptly forward and are each formed into a horizontal coil or scroll, *f*. The ring *a*, when the holder is applied, serves as a rosette-former, a portion of the tidy being pulled through it and properly arranged. This rosette is not only very ornamental and pretty but it also serves to completely hide the ring *a* of the holder.

When the holder or clasp is in use, as shown in Fig. 3, the scrolls or coils *f f* hook under the lower edge of the top cross-bar of the chair-back and prevent the holder from being accidentally removed. It will be observed by ref-

erence to this figure that by this construction of holder the horizontal spring-coils *d d* are located or thrown back out of the way, so that the occupant of the chair will not injure his head should he rest the same upon the back of the chair. This is an important feature of this device. Should it be desired to totally obscure these coils, a portion of the tidy may be drawn back over them and hooked under them, the shape of the coils being such as to hold the tidy in place.

The important and novel features in this invention are, first, the horizontal coils *d d*, thrown back out of the way, so that a person sitting in the chair will not injure his head should he lean the same upon the back of the chair, and, secondly, the horizontal forwardly-bent scrolls *f f*, adapted to hook under the lower edge of the top cross-bar of the chair-back and thereby prevent the holder and tidy from being prematurely or accidentally removed.

Having thus fully described my invention, what I claim as new, and desire to secure by Letters Patent, is—

As an improved article of manufacture, a tidy-holder formed of a single piece of wire and consisting of a ring, *a*, the upwardly and outwardly extending portions *b b*, these two wires being bent abruptly backward at *c*, the horizontal spring-coils *d d*, formed on the ends of the said portions *b b*, the depending spring-actuated clamping-limbs *e e*, formed of continuations of the coils *d d*, these limbs leaving the coils at the front side thereof and projecting straight downward, thereby throwing the coils back out of the way, and the horizontal scrolls *f f*, formed on the lower ends of the limbs *e e*, substantially as herein shown and described.

In testimony whereof I affix my signature in presence of two witnesses.

JEROME B. SWEETLAND.

Witnesses:

JOHN H. PATTERSON,  
JOHN MATHEWS.