

(No Model.)

A. H. GAERTNER.
HARMONICA HOLDER.

No. 397,541.

Patented Feb. 12, 1889.

Fig. 1.

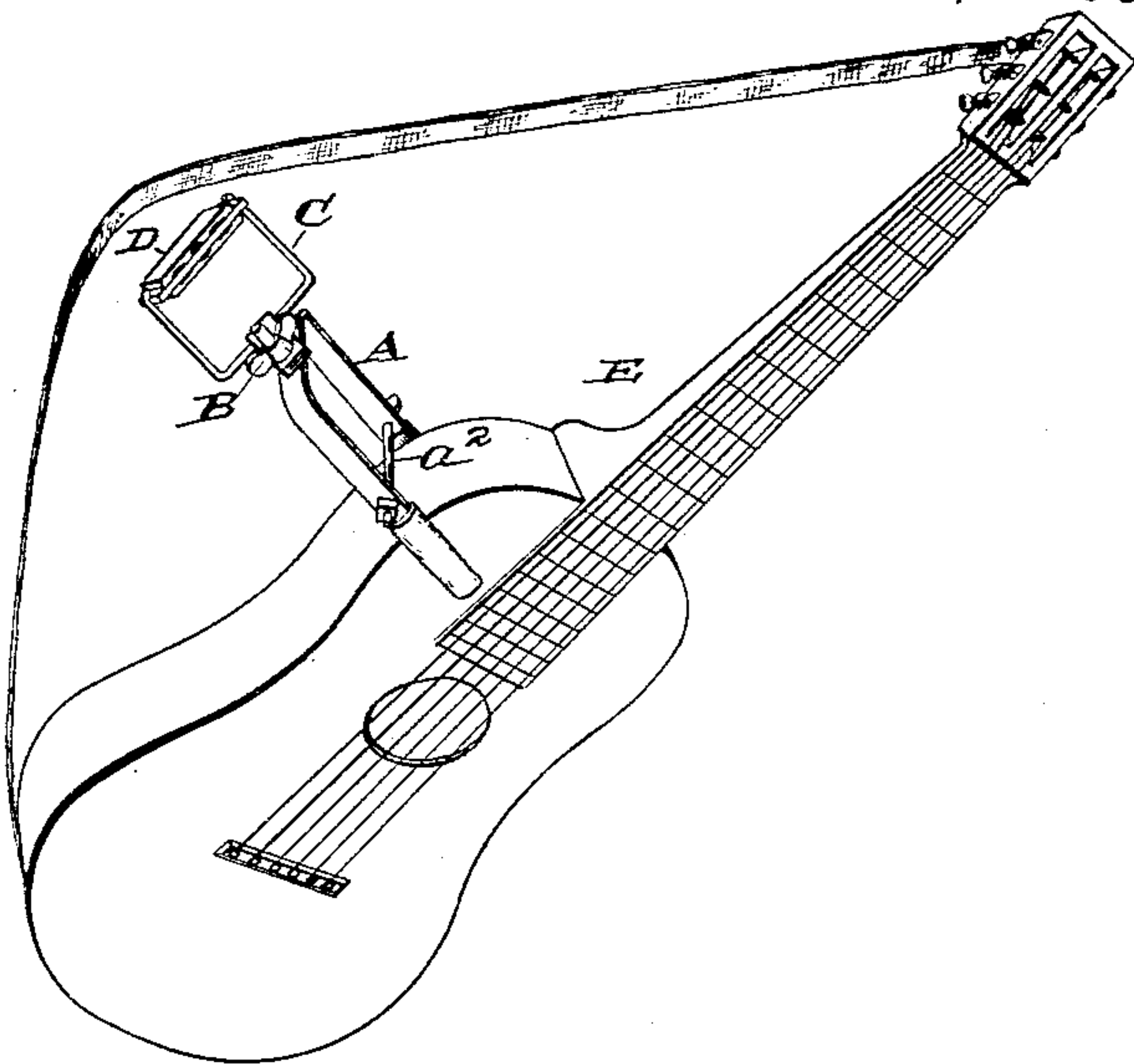
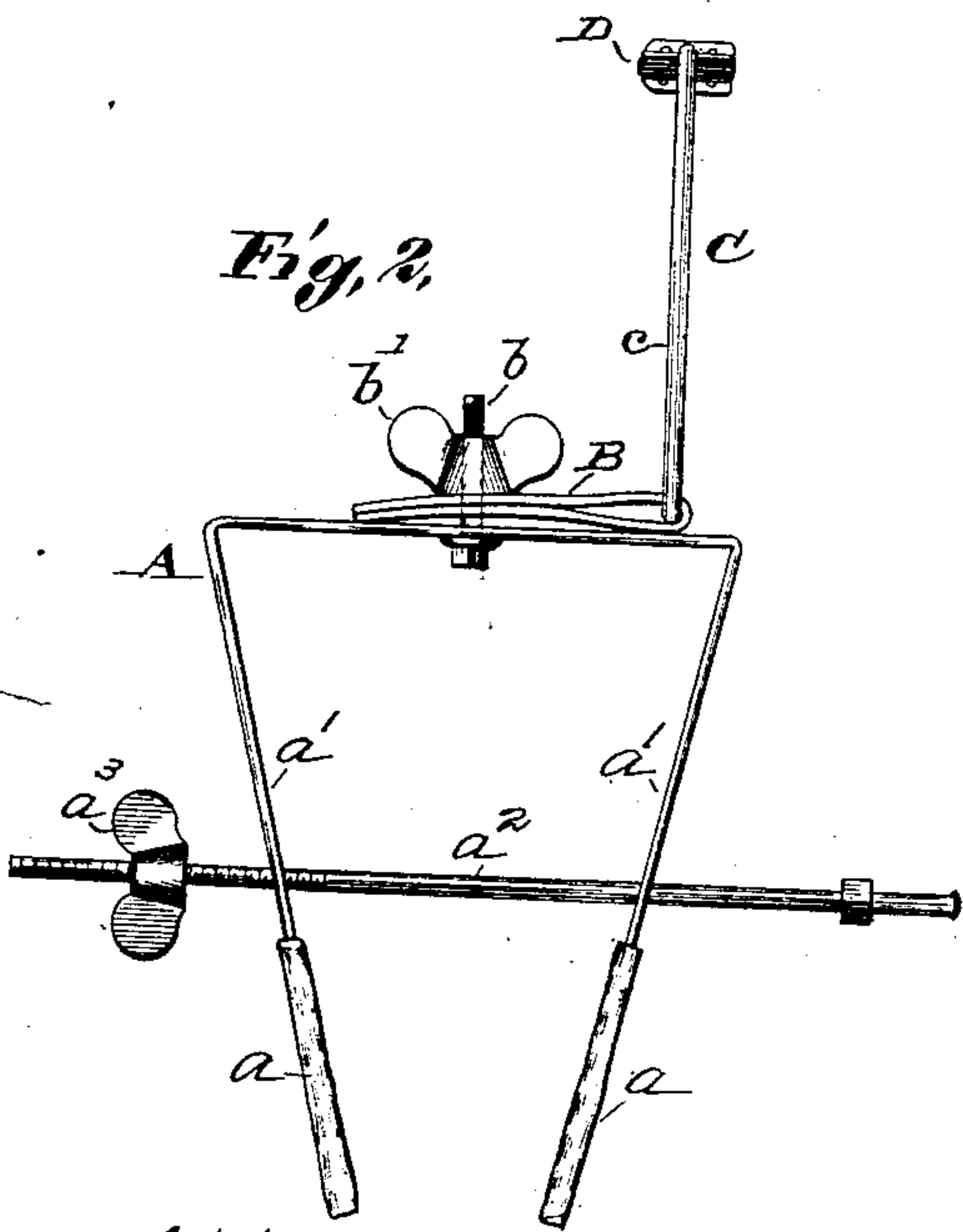
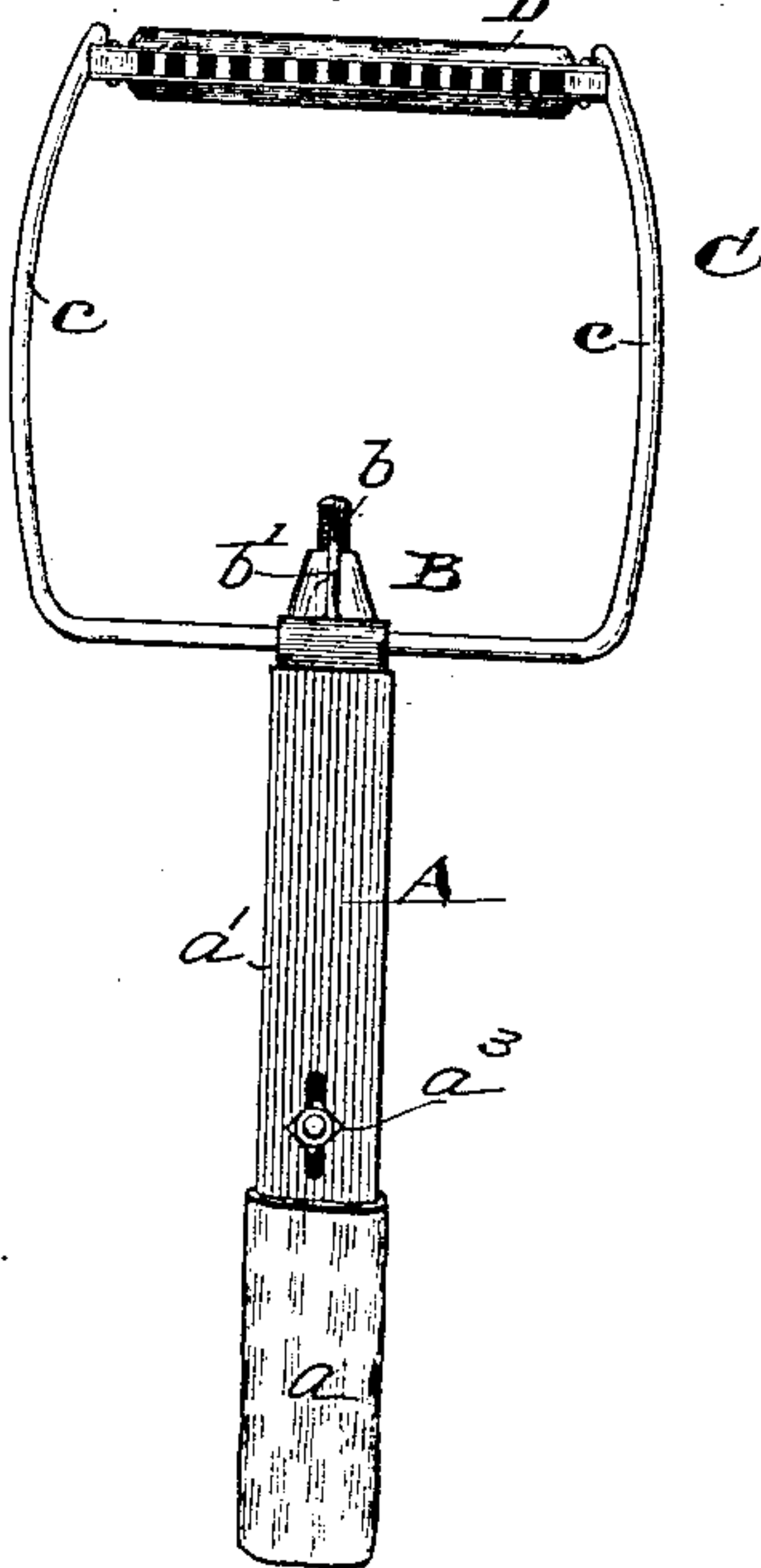


Fig. 2.



Attest.
G. N. Finchman Jr;
Charles Pickles.

Fig. 3.



Inventor;
August H. Gaertner
by C. D. Moody
atty

UNITED STATES PATENT OFFICE.

AUGUST H. GAERTNER, OF ST. LOUIS, MISSOURI.

HARMONICA-HOLDER.

SPECIFICATION forming part of Letters Patent No. 397,541, dated February 12, 1889.

Application filed May 10, 1888. Serial No. 273,380. (No model.)

To all whom it may concern:

Be it known that I, AUGUST H. GAERTNER, of the city of St. Louis, Missouri, have invented a new and useful Improvement in Harmonica-Holders, of which the following is a full, clear, and exact description.

The said invention relates to an improvement in the construction of harmonica-holders, whereby they are adapted to a new means and manner of supporting them, and also whereby other new and desirable features and qualities are imparted to them.

The harmonica-holders hitherto in use have especially been adapted to be attached to the dress of the performer. This has been found objectionable, from the fact that when the holder is thus attached it partakes in a degree of the motion of the performer's body and dress, and it is difficult for him to suitably hold the instrument and to adjust it to his mouth, nor can he well remove the instrument without first detaching the holder from his dress.

To obviate the objections referred to and to provide an improved harmonica-holder is the object of my invention. I attain the said object by constructing a holder having embodied in it means for attaching it for support to other articles than the dress, as aforesaid, of the performer—as, for instance, to a musical instrument, as a guitar, upon which simultaneously with a harmonica held by said holder a performer may be playing. I also combine in said holder means for the convenient adjustment of its parts to many desired positions.

Said improvement consists of two parts, each substantially U-shaped, and preferably with the bend thereof flattened, the arms of each of said parts preferably being made to spring toward each other, and thereby adapted to clasp and hold articles between them, one of said parts being intended for holding the harmonica and the other for attaching the said holder to a guitar or any other suitable support, said parts being adjustably united to each other at their bends, and preferably by means of a clamp and thumb-screw, whereby an adjustable joint is formed, which permits the two U-shaped parts to be set in any direction with regard to each other, and also

to be folded together so as to occupy but little space when not in use, substantially as hereinafter more fully set forth and claimed, and as illustrated in the annexed drawings, making part of this specification, in which—

Figure 1 is a perspective view of the herein-described harmonica-holder holding a harmonica and attached to a guitar for its support; Fig. 2, an elevation of said holder, showing its lower part in side elevation and its upper part in edge elevation and holding a harmonica; Fig. 3, an elevation of the device at right angles to that of Fig. 2.

The same letters applied to the several drawings denote the same parts.

A is the lower part of the improved holder; a , rubber sleeves on the arms a' of the part A, to improve the hold on the article to which the holder is attached and to protect said article from injury; a^2 , screw-bolt passing through perforations in the arms of a' and provided with a thumb-screw, a^3 , to provide for tightening the grip of said part A upon any article it is applied to and to prevent said part from slipping too far onto the article to which the holder is applied; B, clamp for uniting the two parts A C of the holder and provided with the threaded bolt b and nut b' , as shown; C, upper part of holder; D, harmonica in position, it being held in the part C, as shown; E, guitar to which the holder is attached by means of clamp A.

In practice the part A is applied as a clamp to any supporting article, as a guitar, for instance, as shown in Fig. 1. The arms c of the part C are sprung apart to receive and grasp the harmonica, and the clamp B is adjusted to clasp the part C sufficiently tight to hold it by friction in any position in which it may be placed, but not so tight but that its position may be changed from a vertical to a horizontal or any intermediate position at pleasure. The said clamp B can be turned around on the bolt b and into any desired position and there firmly held by the thumb-screw and nut b' . The two parts A and C of the holder are thus united by a universal joint. By turning the clamp B at right angles to the part A the part C may be turned down so as to occupy a position parallel, or nearly so, to the part A, and the holder thereby compacted.

The parts of said improved holder are constructed usually of a metal like brass; but other suitable material may be used wholly or in part.

5 I claim—

1. A harmonica-holder consisting of a combination of two U-shaped parts, A C, united by a clamp, B, substantially as and for the purpose herein described.

10 2. The combination of the U-shaped parts A C, the clamp B, and the bolt *b* and nut *b'*, substantially as described.

3. In a harmonica-holder, the combination

of the U-shaped part A with the U-shaped part C, said parts being united by a universal joint, for the purpose described. 15

4. The combination of the U-shaped part A, the bolt *a*², nut *a*³, the clamp B, bolt *b*, nut *b*², and the U-shaped part C, substantially as described.

Witness my hand this 1st May, 1888.

AUG. II. GAERTNER.

Witnesses:

C. D. MOODY,

A. M. EVERIST.