

(No Model.)

M. W. MAHAR.

COMBINED BULLETIN BOARD AND BROOM HOLDER.

No. 397,465.

Patented Feb. 5, 1889.




Fig 1.

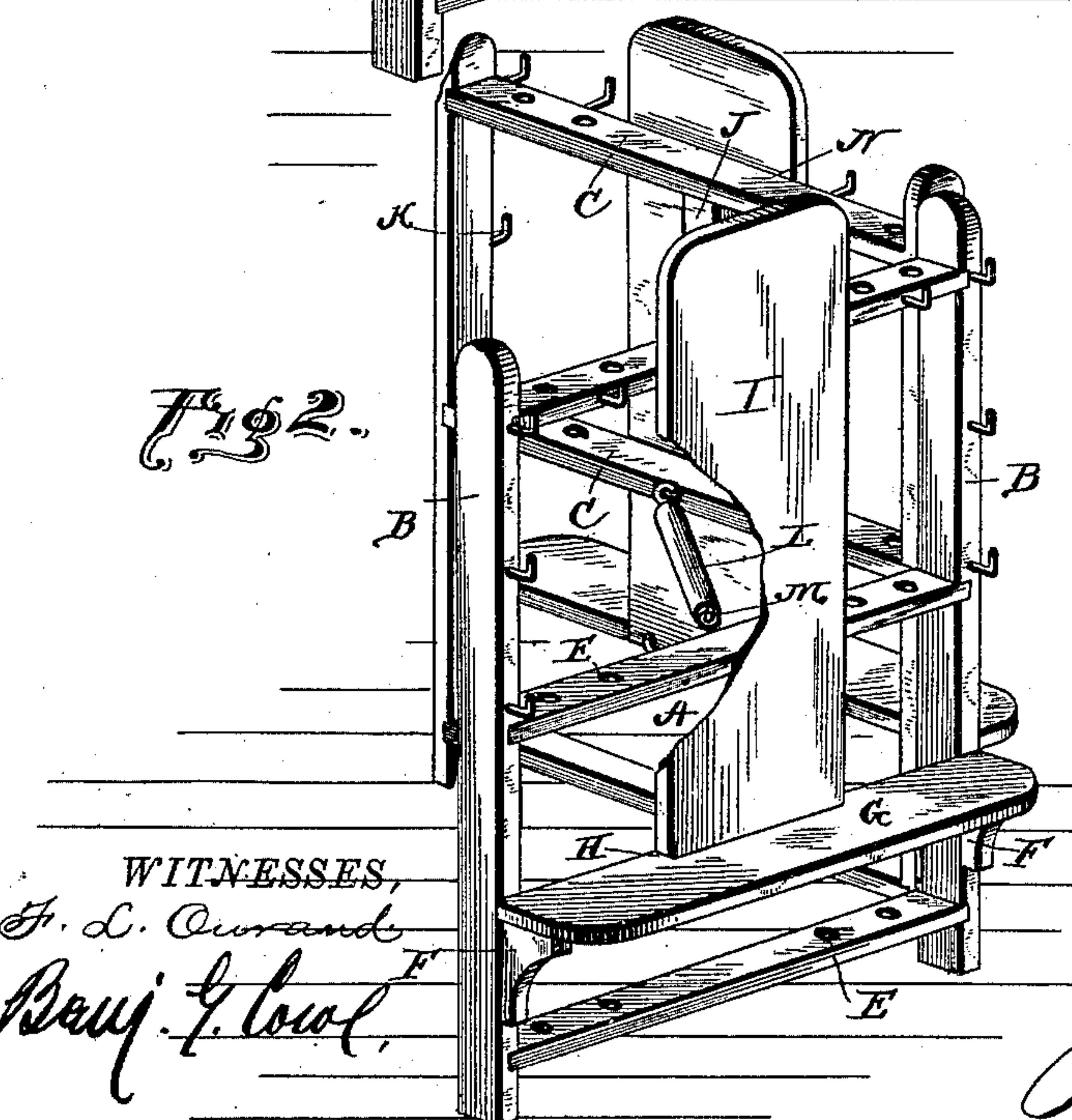


Fig 2.

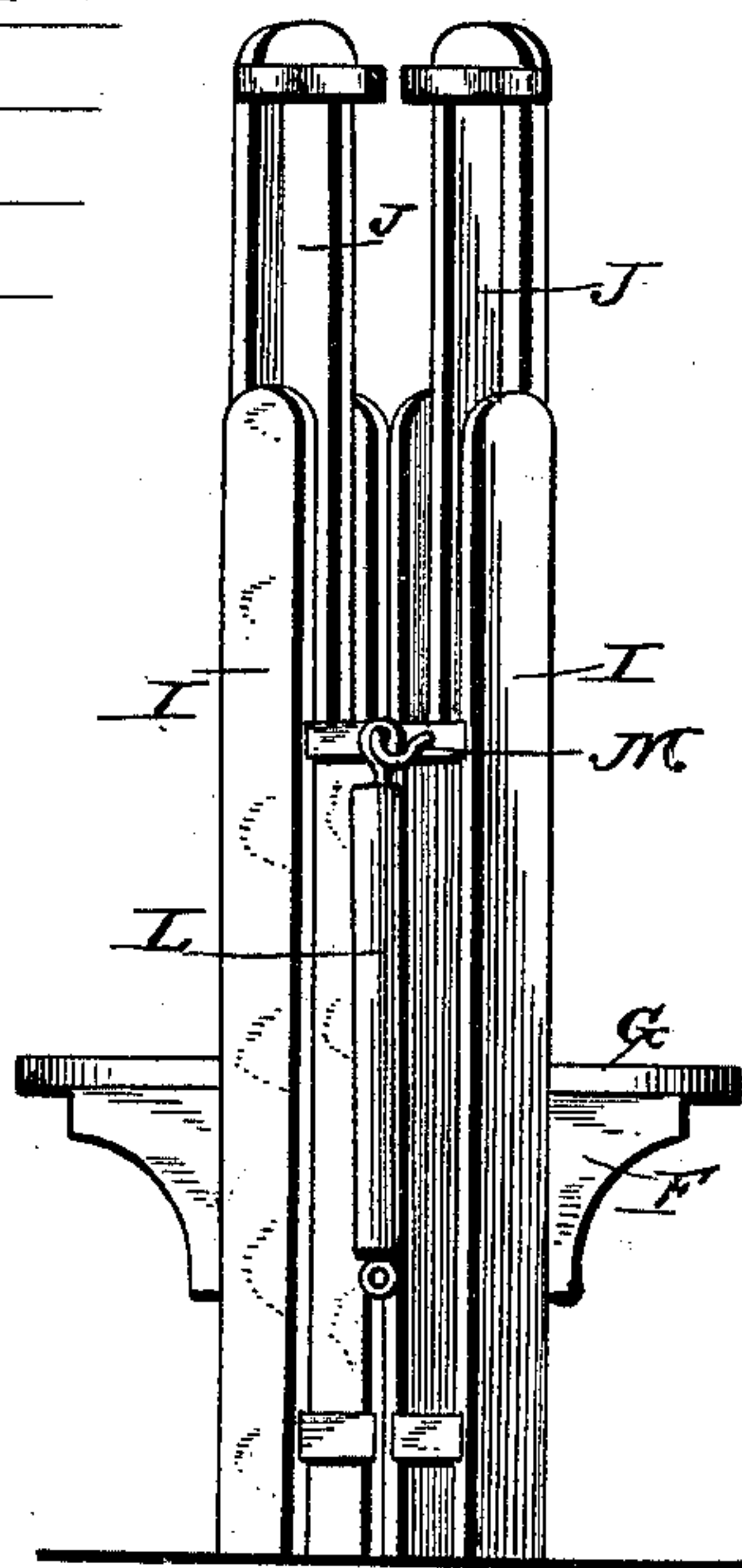


Fig 3.

WITNESSES,
F. L. O'Quinn
Benj. G. Coval.

INVENTOR,
Michael W. Mahar,
by Lewis Duggan & Co.,
Attorneys.

UNITED STATES PATENT OFFICE.

MICHEL WILLIAM MAHAR, OF DAYTON, OHIO, ASSIGNOR OF ONE-HALF TO
GEORGE RENTZ, OF SAME PLACE.

COMBINED BULLETIN-BOARD AND BROOM-HOLDER.

SPECIFICATION forming part of Letters Patent No. 397,465, dated February 5, 1889.

Application filed May 3, 1888. Serial No. 272,709. (No model.)

To all whom it may concern:

Be it known that I, MICHEL WILLIAM MAHAR, a citizen of the United States, and a resident of Dayton, in the county of Montgomery and State of Ohio, have invented certain new and useful Improvements in Combined Bulletin-Boards and Broom-Holders; and I do hereby declare that the following is a full, clear, and exact description of the invention, which will enable others skilled in the art to which it appertains to make and use the same.

This invention relates to combined bulletin-boards and broom-holders.

The object is to produce a device which shall be of such construction that it may be used as a combined bulletin-board, broom-support, and a frame upon which to hang various articles, or as a bulletin-board or broom-support alone; furthermore, to produce a device which may be readily folded together to occupy a small space and to facilitate its being moved from one point to another; and, finally, to produce a device which shall be simple of construction, efficient and durable in use, and comparatively inexpensive of production.

With these objects in view, the invention consists in a frame provided with suitable openings in which to place the brooms to be exhibited, the said frame being also provided with hooks upon which to exhibit various articles of merchandise; furthermore, in the combination, with the frame having suitable openings to hold brooms or other such articles, and hooks for exhibiting various articles of merchandise, of a bulletin-board or of bulletin-boards secured to the frame or frames, and designed as an advertising medium, whereby the articles exhibited and the advertisement of the same may be seen at one and the same time; and, finally, in the various novel details of construction, whereby its objects are attained.

In the accompanying drawings, forming part of this specification, and in which like letters of reference indicate corresponding parts, Figure 1 is a perspective view, taken from the rear, of my improved combined bulletin-board and broom-holder. Fig. 2 is a simi-

lar view of a slightly modified form, and Fig. 3 is an end view of the device folded.

A denotes the frames, which are hinged together. Each of these frames consists of the two uprights B and the cross-pieces C, which are formed with registering-apertures E, through which the handles of the brooms are inserted, and to each of these frames, at the intermediate portion thereof, are secured brackets F, which support a shelf, G, for holding buckets, boxes, and the like. These shelves are recessed upon their rear edges, as shown at H, and in which recesses fit and are secured the lower ends of the bulletin-boards I, supported at their rear by posts J, which are secured thereto, and which are provided at their upper ends with apertured cross-pieces, through the apertures of which the handles of small brooms or the handles of dust-brushes are adapted to be inserted. The bulletin-board may have the name and address of the firm printed upon it, in front of whose store the device is placed, and beneath the name and address the articles exhibited, and their costs may also be printed. Hooks K are secured to the frames at any suitable points, and are adapted to hold various articles of merchandise; and L denotes a connecting-rod formed with eyes at each end, one of said eyes being pivoted to a screw-eye in one of the frames, and connected removably with its other eye to a hook, M, in the other frame. By means of this connecting-rod it will be seen that the frames when in use are held firmly apart at angles to each other.

The modification herein referred to consists simply in extending the uprights and connecting them by a top cross-piece, N, formed with apertures, through which the handles of small brooms are inserted in the same manner as the short top pieces hereinbefore mentioned. This construction I may prefer to adopt without departing from the spirit of my invention.

Having thus described my invention, I claim and desire to secure by Letters Patent of the United States—

A combined bulletin-board and broom-holder consisting of two frames hinged to-

gether, the cross-pieces of which are apertured to receive the handles of the brooms, a shelf upon the front of each frame, a post secured to the frame, and each post having an
5 apertured cross-piece at its top, vertical bulletin-boards secured to said frames, brackets, and posts, a hook secured in the rear edge of one of the cross-pieces of one of the frames, and an eye secured in the rear edge of the
10 cross-piece of the other frame, and a connect-

ing-rod formed with eyes at each end adapted to engage the hook and the eye of the cross-pieces, substantially as set forth.

In testimony that I claim the foregoing as my own I have hereunto affixed my signature 15 in presence of two witnesses.

MICHEL WILLIAM MAHAR.

Witnesses:

H. H. SAGE,

TIM. MCENTEE.