

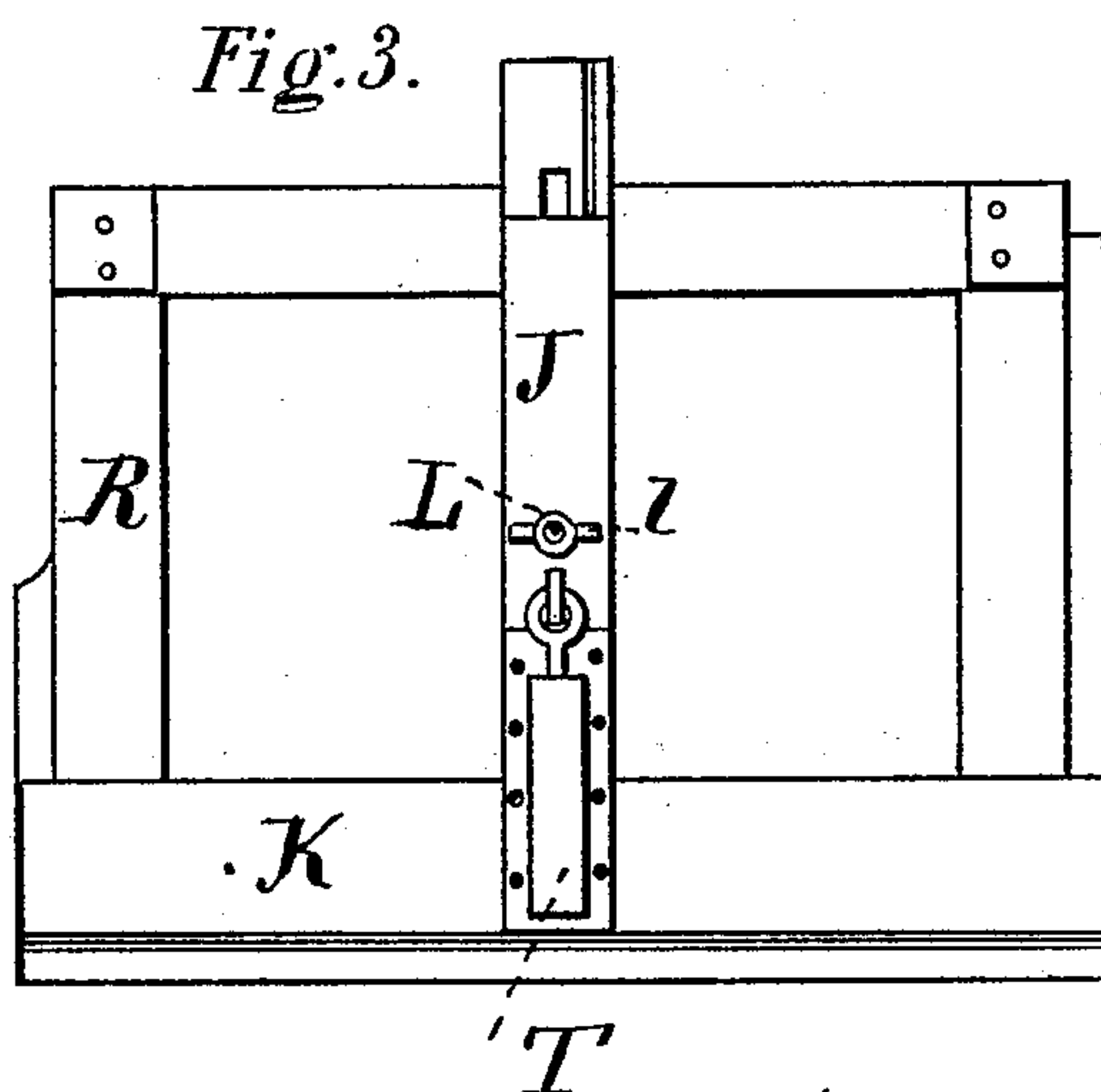
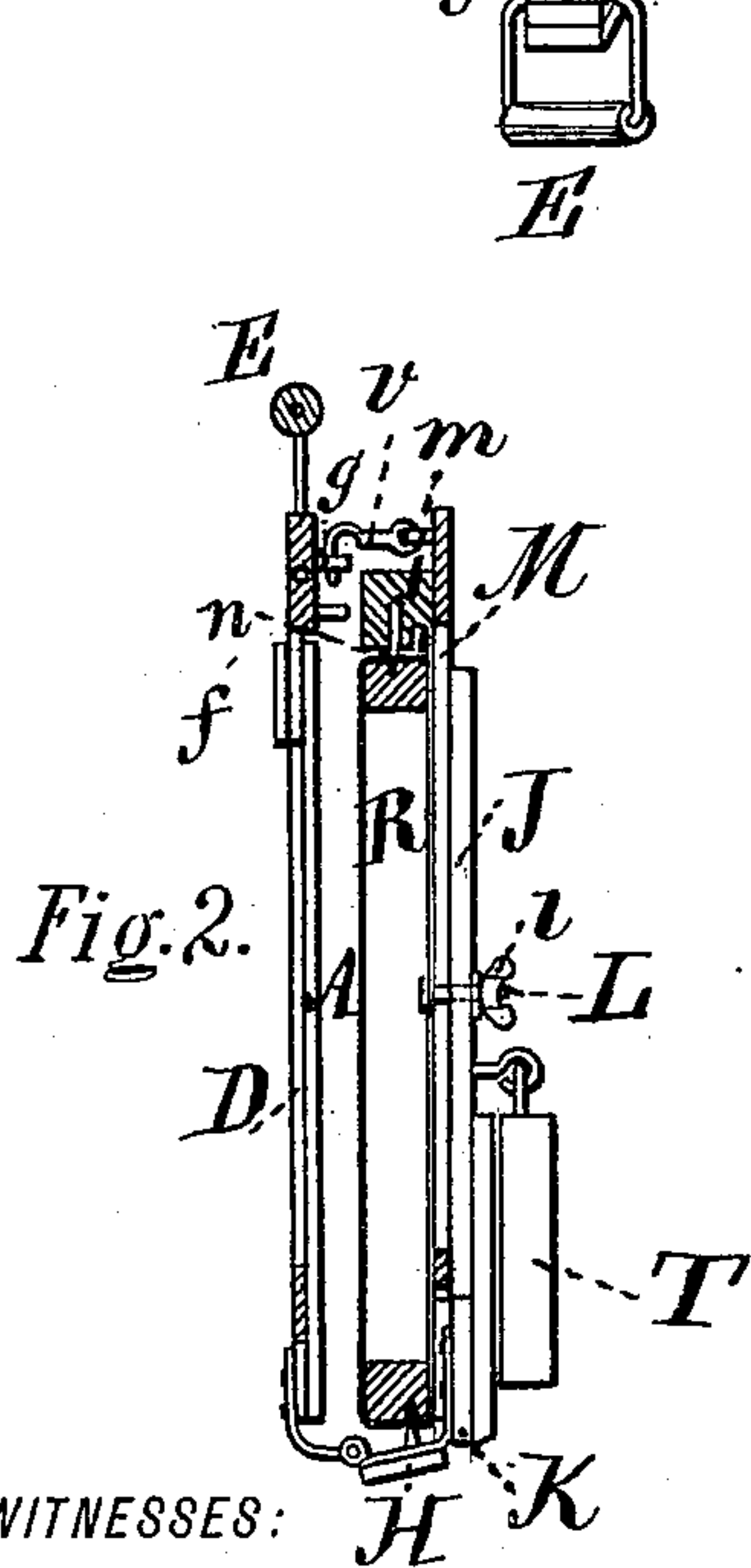
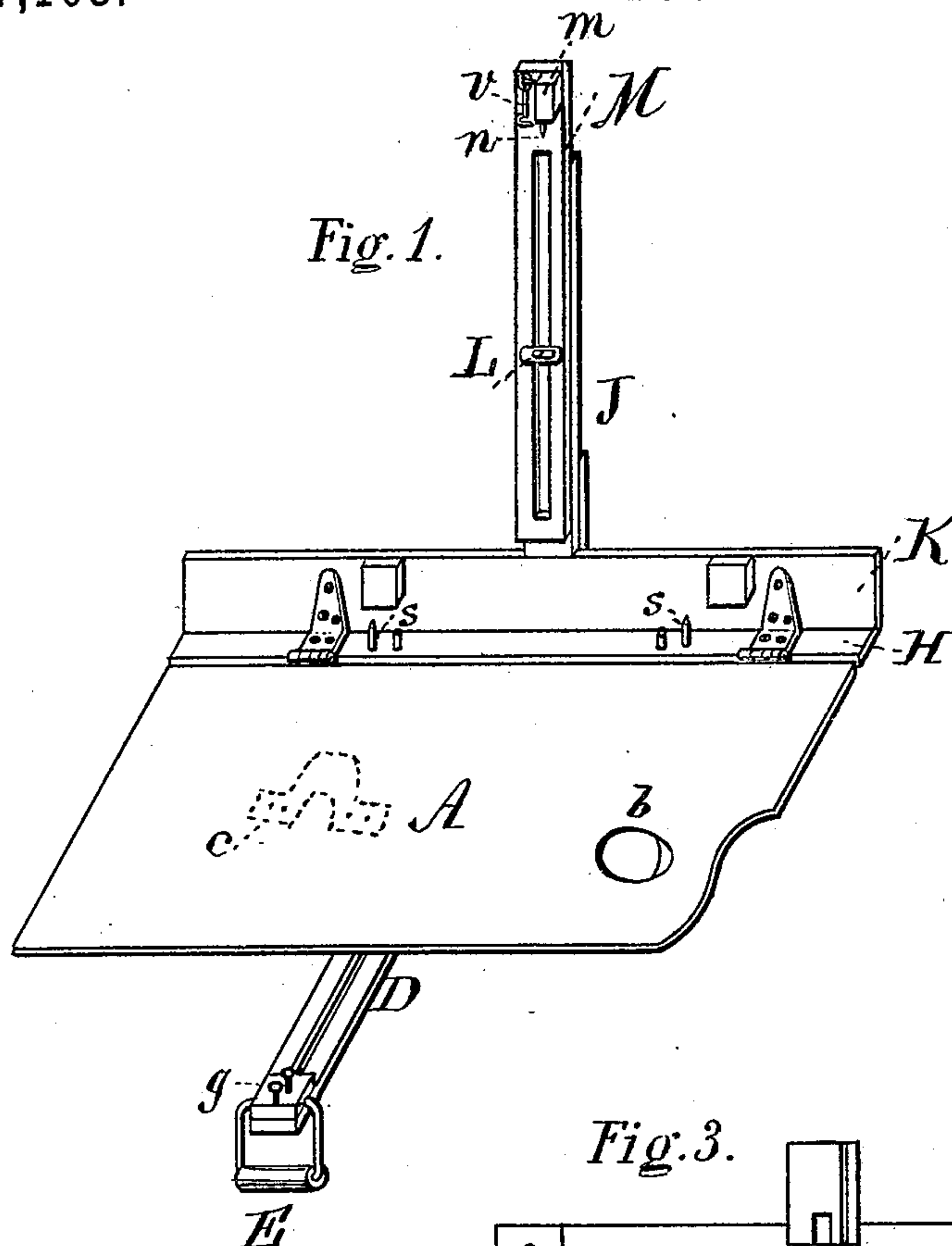
(No Model.)

O. B. BROWN & H. L. MOODY.

COMBINED PALETTE AND EASEL.

No. 397,108.

Patented Feb. 5, 1889.



WITNESSES:
M. C. Brown
F. Mason

INVENTORS:
Obadiah B. Brown
Henry L. Moody.
BY
E. R. Brown
ATTORNEY

UNITED STATES PATENT OFFICE.

OBADIAH B. BROWN AND HENRY L. MOODY, OF MALDEN, MASSACHUSETTS.

COMBINED PALETTE AND EASEL.

SPECIFICATION forming part of Letters Patent No. 397,108, dated February 5, 1889.

Application filed May 26, 1887. Serial No. 239,482. (No model.)

To all whom it may concern:

Be it known that we, OBADIAH B. BROWN and HENRY L. MOODY, citizens of the United States, and residents of Malden, in the county of Middlesex and State of Massachusetts, have invented a certain new and useful Combined Palette and Easel, of which the following is a specification.

Our invention consists in a novel construction, arrangement, and combination of parts whereby we produce a combined palette and easel which can be readily placed in position for use, and when not in use can be folded so that the palette and the canvas on the easel protect each other, and the apparatus can be carried in the hand.

In the accompanying drawings, Figure 1 represents a perspective view of a combined palette and easel embodying our invention in position for use. Fig. 2 is a vertical section, and Fig. 3 a back view, of the apparatus when folded and not in use.

A represents the palette, which may be of approximate quadrangular form, and is provided with the usual hole, *b*, for the thumb, and also a loop, *c*, on the under side (shown in dotted lines) for the reception of the thumb when it is desired to hold the palette flat upon the palm of the hand.

On the back or under side of the palette is a slotted bar, *D*, secured by a stud or button, *f*, so that it may slide longitudinally when desired. At the upper end of this bar is a handle, *E*, for carrying the apparatus, and near the end are one or more eyes, *g*, hereinafter referred to.

To the lower or rear edge of the palette is hinged a board, *H*, of a width somewhat greater than the thickness of a canvas frame such as is used by artists. To this board *H*, at a right angle thereto, is attached another board, *K*, to the rear side of which is secured a bar, *J*. A bolt, *L*, passes through a hole in the bar *J*, and also through a slot in another bar, *M*, and said bolt is provided with a thumb-nut, *l*. At the upper end of the bar *M* is a notched block, *m*, provided with a spur, *n*, and projecting from the board *H* are spurs *s*.

The canvas frame *R* is held between the board *H* and the notched block *m* by means of the spurs, and by means of the sliding

slotted bar *M* provision is made for holding canvas-frames of different sizes, while the bolt and thumb-nut provide for holding the frame securely in place. By means of the notches in the block *m*, provision is made for carrying two or more "canvas boards" or panels. To the rear or outer side of the bar *J* is linked a socket or ferrule, *T*, in which a rod or walking-cane may be inserted to form a rest or support for the apparatus when in use.

When the apparatus is not in use, it is folded together and secured by a hook, *v*, on the bar *M*, engaging with one of the eyes *g*, and it may then be carried by the handle *E*.

In order that the palette may be cleaned easily it may be made detachable from the easel, and in this case the substitutes for the permanent hinges shown in the drawings should be such as will connect the palette and the easel at such times and in such a manner as may be desired, and yet prevent the faces of the canvas and palette from touching when the apparatus is folded up.

Having thus described our invention, what we claim as new, and desire to secure by Letters Patent, is—

1. The easel and palette above described, adapted to be placed face to face in substantially parallel planes, and provided with means, substantially as above described, whereby they may be temporarily locked face to face, but at a fixed distance apart, all as and for the purposes set forth.

2. The combined easel and palette above described, hinged together at one edge and provided with a locking-connection of substantially of the kind specified, all as and for the purposes set forth.

3. In combination, a palette and an easel connected thereto in substantially the manner specified, said easel having a support adapted to receive one or more canvases, and an adjustable member provided with means, substantially as described, for retaining said canvases on said support, all as set forth.

4. The easel and palette combined together, as described, said easel being provided with an adjustable bar, *M*, and said palette being provided with an adjustable bar, *D*, arranged together as and adapted for the purposes set forth.

5. The combined palette and easel hinged together, as described, and provided with a handle, E, said easel being provided with a socket, T, and said palette being provided
5 with the means, as described, for holding it in the hand, all as and for the purposes set forth.

Signed at Malden, in the county of Middle-

sex and State of Massachusetts, this 18th day of October, A. D. 1886.

OBADIAH B. BROWN.
HENRY L. MOODY.

Witnesses:

A. F. SARGENT,
A. F. SARGENT, Jr.