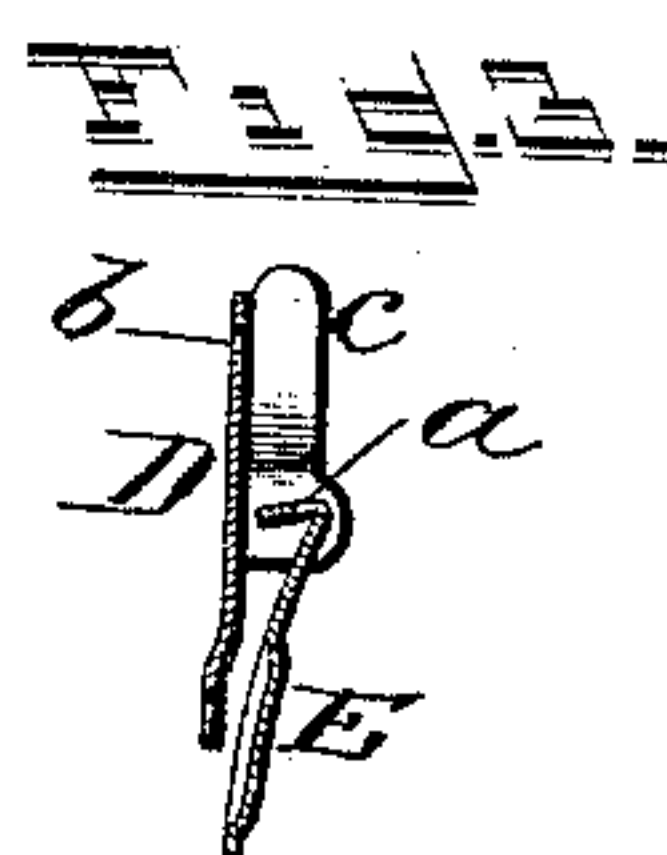
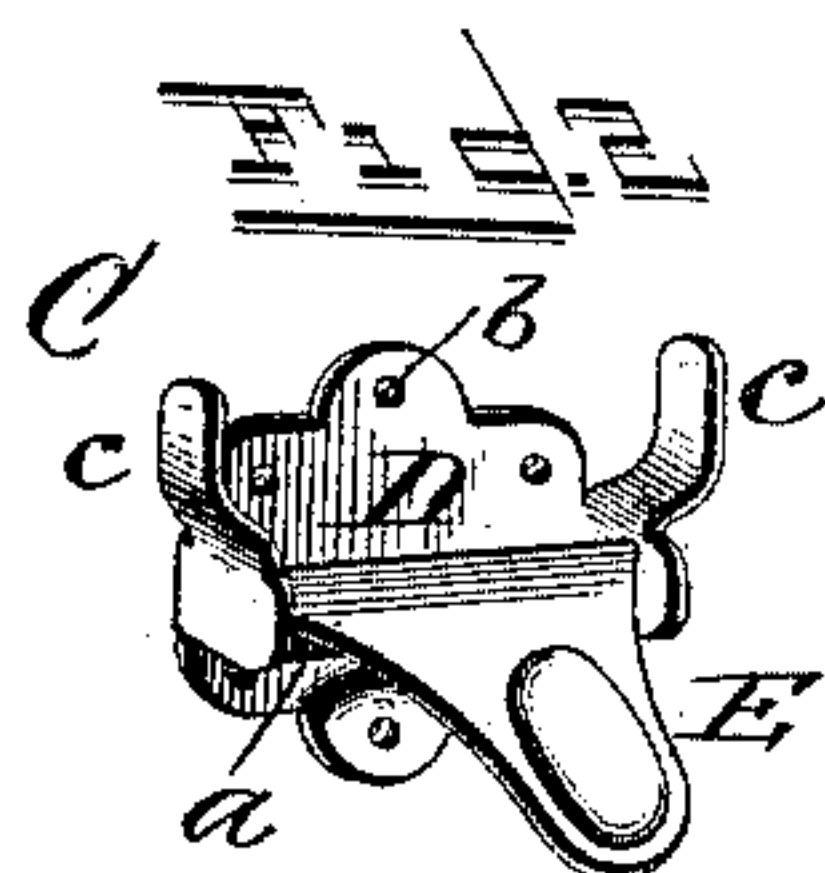
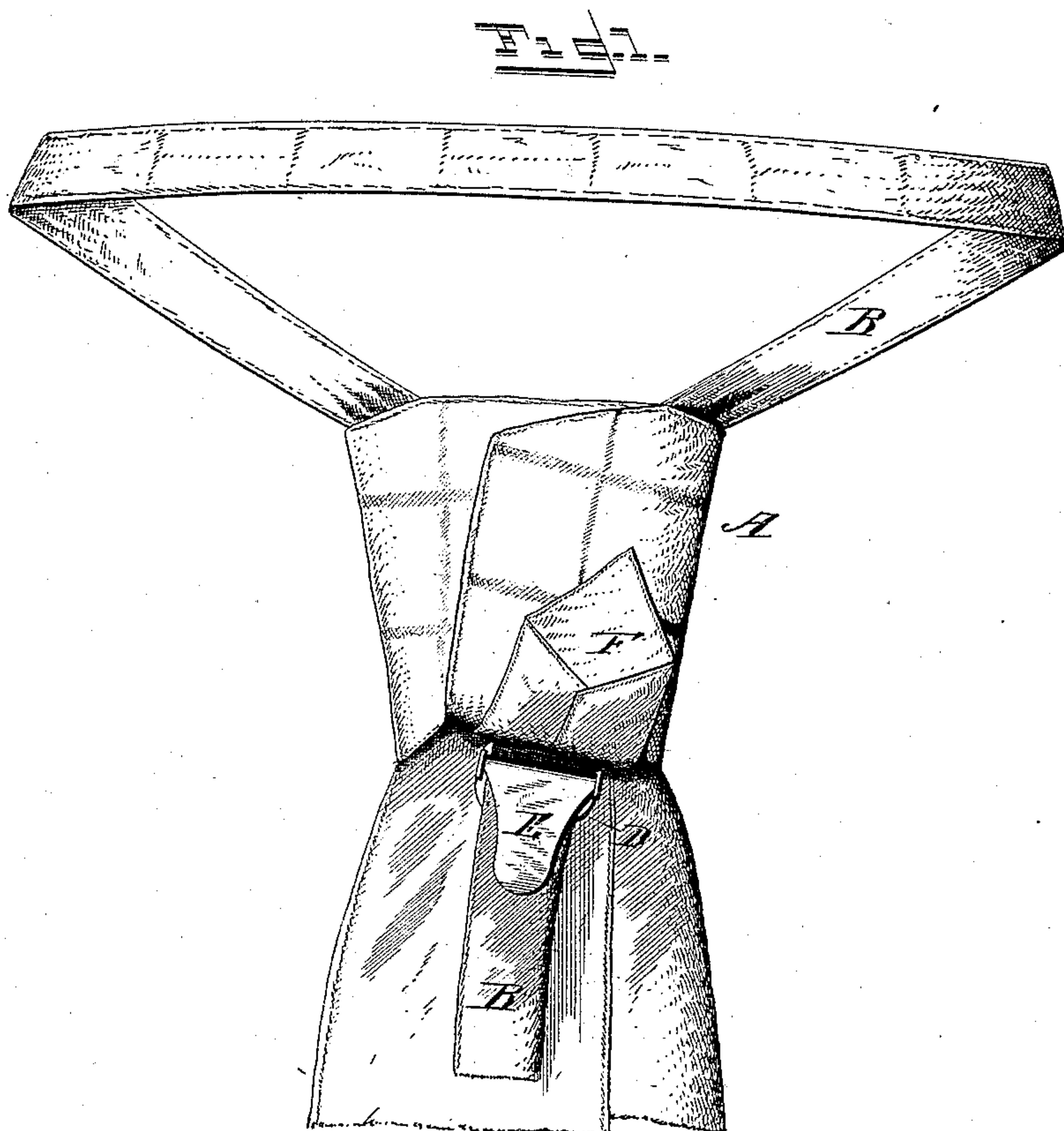


(No Model.)

G. BORST.
NECKTIE FASTENER.

No. 396,913.

Patented Jan. 29, 1889.



WITNESSES,

G. S. Elliott.
Wm. C. Galt.

INVENTOR,

George Borst.
per Cha. H. Fowler
Attorney.

UNITED STATES PATENT OFFICE.

GEORGE BORST, OF ROCHESTER, NEW YORK, ASSIGNOR OF ONE-HALF TO
BERNHARDT R. KOLLOFSKI, OF SAME PLACE.

NECKTIE-FASTENER.

SPECIFICATION forming part of Letters Patent No. 396,913, dated January 29, 1889.

Application filed October 23, 1888. Serial No. 288,947. (No model.)

To all whom it may concern:

Be it known that I, GEORGE BORST, a citizen of the United States, residing at Rochester, in the county of Monroe and State of New York, have invented certain new and useful Improvements in Necktie-Fasteners; and I do hereby declare that the following is a full, clear, and exact description of the same, reference being had to the annexed drawings, making a part of this specification, and to the letters and figures of reference marked thereon.

Figure 1 of the drawings is a rear or back view of a neck tie or scarf with my invention applied thereto; Fig. 2, a perspective view of the buckle, and Fig. 3 a vertical central section thereof.

The present invention has for its object to provide a simple and effective device to take the place of the pin ordinarily used in fastening the band of a neck tie or scarf after passing around the neck of the wearer; also, providing means for protecting the shirt-bosom from coming in contact with the fastening device, and thereby prevent soiling of the linen. These several objects I attain by the means substantially as shown in the drawings, and hereinafter described and claimed.

In the accompanying drawings, A represents the neck tie or scarf, of the usual construction and provided with the band B to pass around the neck of the wearer, and which was usually fastened to the neck tie or scarf by a pin-point.

In place of the above-described means of fastening the band, I provide a buckle, C, consisting of the metal plate D and lever E, pivoted thereto, said lever having a jaw, *a*, either plain, serrated on its edge, or provided with teeth, as found desirable. The plate D has perforations *b* to provide means for securing it to the neck tie or scarf by sewing; or any other preferred means may be provided for fastening it in position. The plate D is provided with guides *c*, which flare outwardly, as shown in Fig. 2, so that when the point of the band B is pushed through the neck tie or scarf, if striking either one of the guides *c*, it will center and be guided through the buckle between the plate D and the jaw

a of the lever E, and when drawn sufficiently tight around the neck to bring the neck tie or scarf in position by pressing on the lever the jaw thereof will be brought against the band and hold it stationary.

The buckle hereinbefore described is somewhat different from those usually employed, as it is provided with the guides *c*, which are peculiarly constructed and especially adapted to the purpose. The buckles heretofore in use made no special provision for the guiding of the band of the necktie in inserting it through the buckle other than the upturned edges at the sides of the base or fastening plate to form flanges; but these flanges did not extend any distance above the pivotal connection of the gripping-jaw of the lever with the side flanges of the plate, and consequently they could not successfully act as guides, especially as they did not extend outward beyond the pivotal connection.

In referring particularly to the construction of the guides in my buckle it will be seen that they consist substantially of rectangular pieces or strips cut from the blank which is to form the base or fastening plate, said strips being afterward bent outward some distance from the pivotal point of the lever-jaw, and thence upward the required distance to form positive guides above the jaw for the end of the band of the necktie.

To prevent the metal of the buckle coming in contact with the shirt-bosom and soiling the linen, I provide a protecting-flap, F, of cloth or other material, which comes down over the buckle and covers it.

It will be noticed that the protecting-flap is independent of the buckle, or, in other words, the buckle is not sewed thereto, thus allowing the buckle to be operated by throwing up the flap out of the way.

Having now fully described my invention, what I claim as new, and desire to secure by Letters Patent, is—

1. The combination, with a neck tie or scarf, of a buckle having a pivoted lever, E, with jaw *a*, and the plate D, having guides *c*, consisting of metal strips extending outward beyond the pivotal point of the jaw of the lever and edges of the plate and extending upward

above said pivotal point, substantially as and for the purpose set forth.

2. The combination, with a neck tie or scarf provided with a neckband and a buckle consisting of the plate D and pivoted lever E, with jaw *a*, of the independent protecting-flap F, substantially as and for the purpose specified.

In testimony that I claim the above I have hereunto subscribed my name in the presence of two witnesses.

GEORGE BORST.

Witnesses:

EMIL LUDEKENS,
B. R. KOLLOFSKI.