

(No Model.)

3 Sheets—Sheet 1.

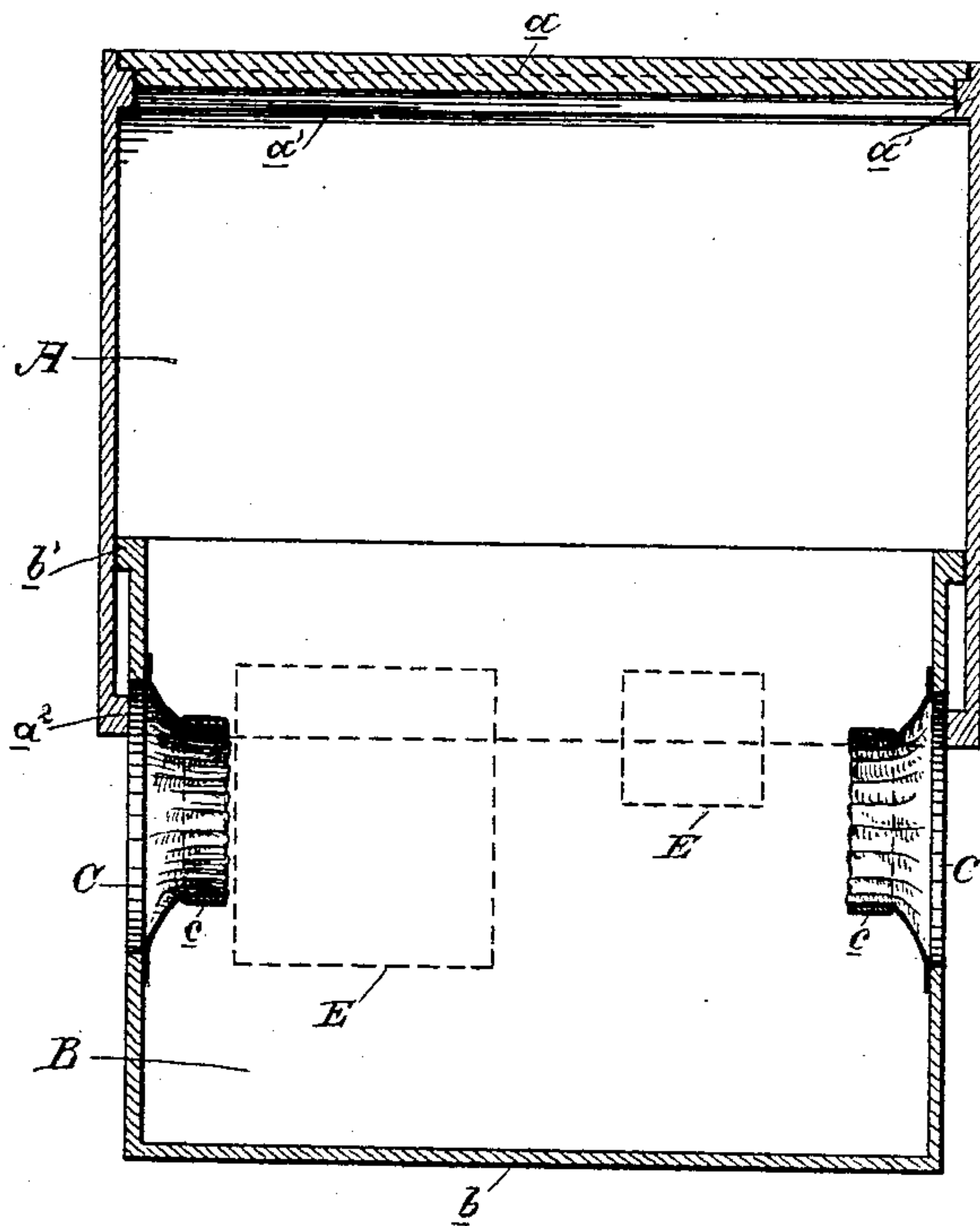
J. H. JOHNSON.

CAMERA CARRYING CASE AND PLATE CHANGING BOX.

No. 396,573.

Patented Jan. 22, 1889.

Fig. 1.



Witnesses,
Geo. H. Strong.
J. H. Nurse

Inventor,
J. H. Johnson.
By Dewey & Co.
attys

(No Model.)

3 Sheets—Sheet 2.

J. H. JOHNSON.

CAMERA CARRYING CASE AND PLATE CHANGING BOX.

No. 396,573.

Patented Jan. 22, 1889.

Fig. 2.

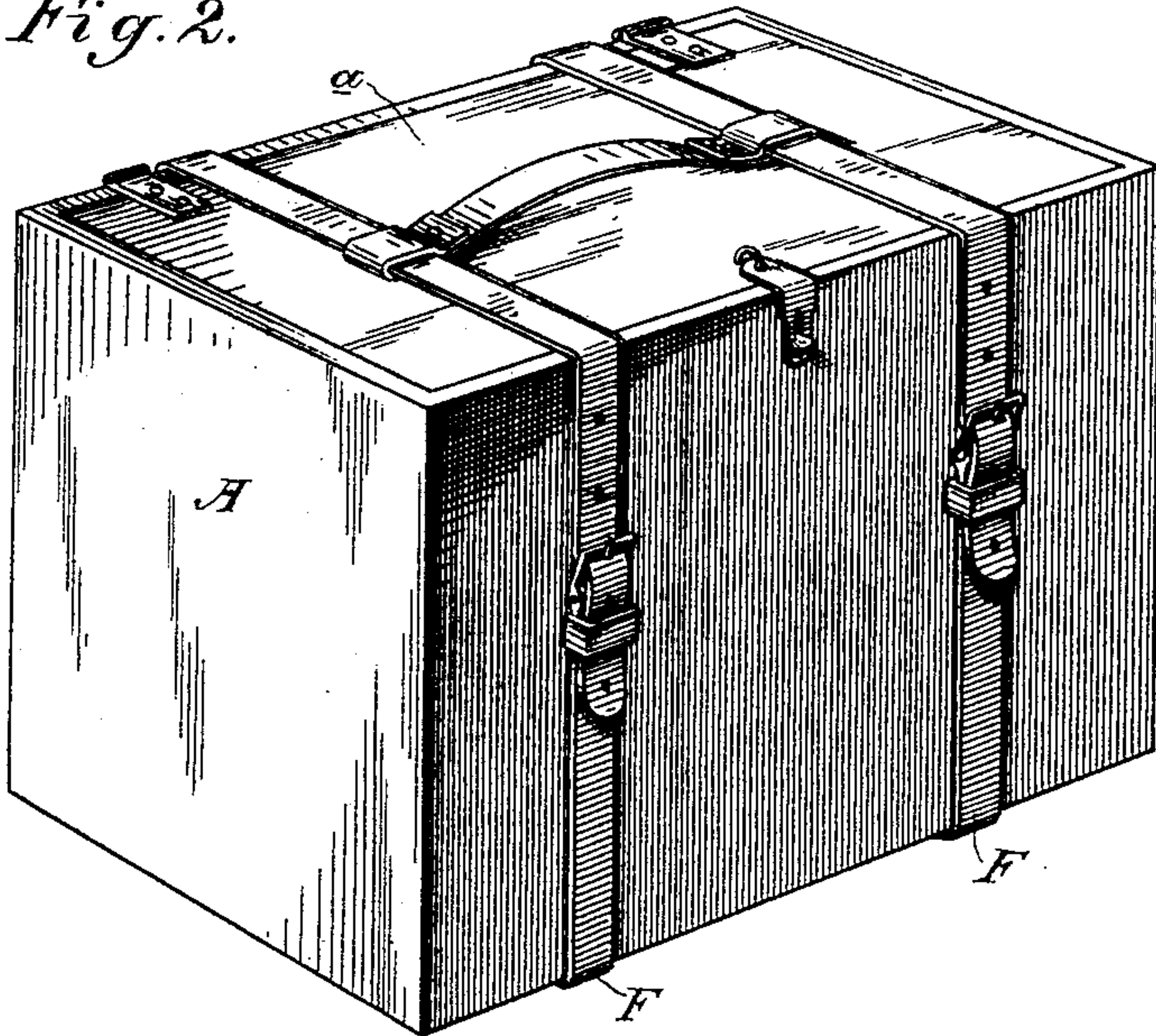
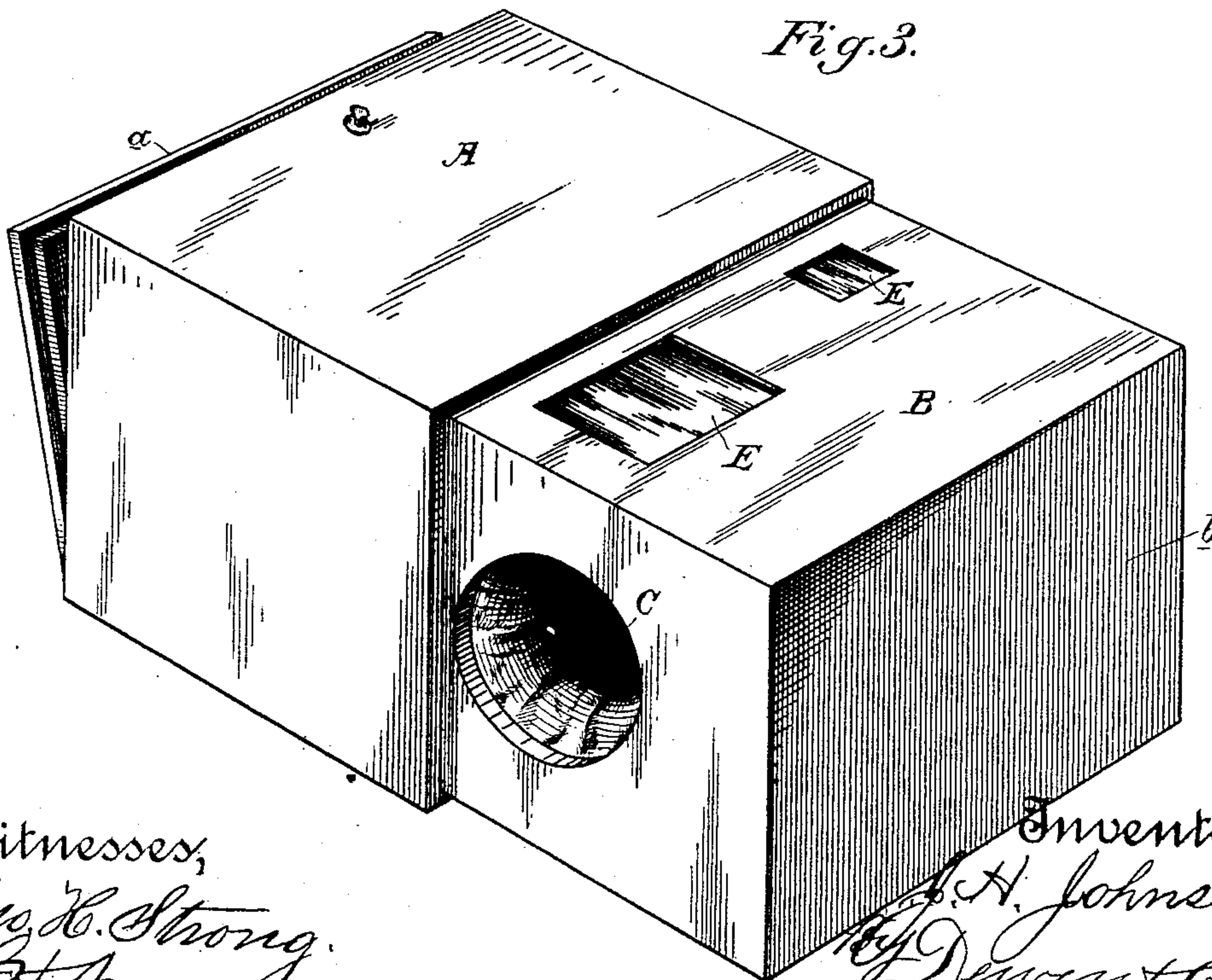


Fig. 3.



Witnesses,
Geo. H. Strong
J. H. Strong

Inventor,
J. H. Johnson
By Dewey & Co.
Attys

(No Model.)

3 Sheets—Sheet 3.

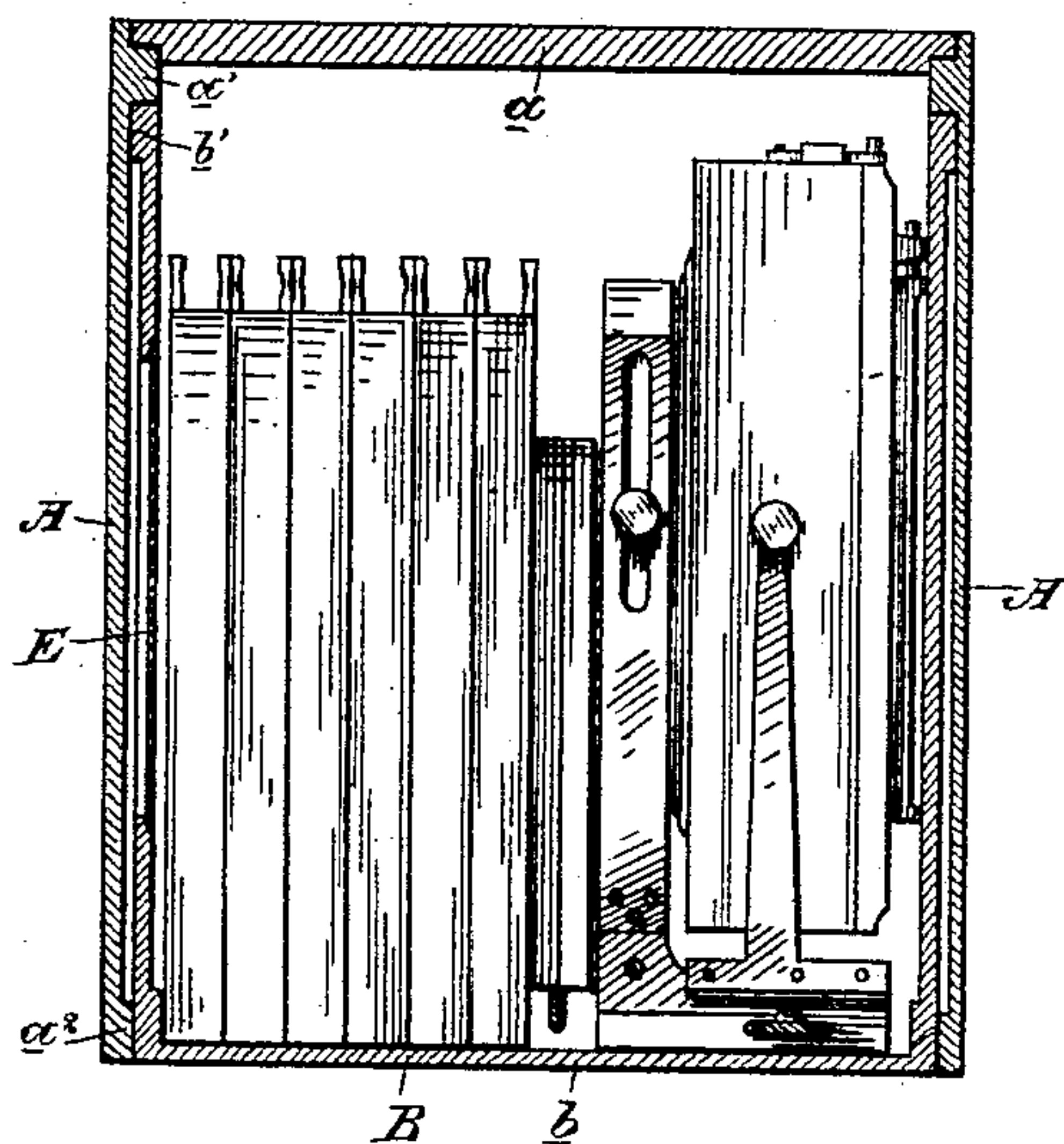
J. H. JOHNSON.

CAMERA CARRYING CASE AND PLATE CHANGING BOX.

No. 396,573.

Patented Jan. 22, 1889.

Fig. 4.



Witnesses,

Geo. H. Strong
J. L. Morse

Inventor,

J. W. Johnson
By Dewey & Co.
attys

UNITED STATES PATENT OFFICE.

JAMES H. JOHNSON, OF SAN FRANCISCO, CALIFORNIA.

CAMERA-CARRYING CASE AND PLATE-CHANGING BOX.

SPECIFICATION forming part of Letters Patent No. 396,573, dated January 22, 1889.

Application filed June 23, 1888. Serial No. 278,044. (No model.)

To all whom it may concern:

Be it known that I, JAMES H. JOHNSON, of the city and county of San Francisco, and State of California, have invented an Improve-
5 ment in Camera-Carrying Cases and Plate-Changing Boxes; and I hereby declare the following to be a full, clear, and exact description thereof.

My invention relates to the class of photo-
10 graphic apparatus, and especially to the cases or boxes for carrying the camera and accessories and providing for their proper manipulation.

My invention consists in an exterior frame
15 having a hinged lid, and in an interior frame telescoping in the exterior frame, and provided with hand-holes with wristbands, the two frames forming when closed a complete
20 case for carrying the camera, and when extended a box in which the plates may be readily changed. The arrangement of these frames, together with details of construction, I shall hereinafter more fully describe.

The object of my invention is to provide a
25 simple and convenient structure which may serve the combined purpose of a case for carrying the camera and a box in which the plates may be readily and safely changed.

Referring to the accompanying drawings,
30 Figure 1 is a horizontal section of my camera-carrying case and plate-changing box, showing its frames extended to serve as the plate-changing box. Fig. 2 is a perspective view showing
35 the frames closed together to serve as a carrying-case. Fig. 3 is a perspective view showing the frames extended. Fig. 4 is a vertical section of the case or box, shown in a closed condition, and serving as a means for carrying the camera and plate-holders, which are
40 shown as contained in said box.

The exterior frame, A, is composed of pieces secured together into a rectangular form, properly strengthened, and provided with a hinged
45 lid or cover, a , by which access to the interior may be had. It has no bottom piece.

The interior frame, B, consists of four side pieces and a bottom piece, b , but no top piece, and its dimensions are such that it fits neatly
50 within the exterior frame and slips in and out of it through the open bottom of said frame. Its movement in is limited by the rabbet-piece

a' on the top of the sides of the exterior, and its movement out is limited by the strip b' on the top of its sides coming in contact with the strip a^2 on the bottom of the sides of the ex-
55 terior frame.

In opposite sides of the interior frame are made hand-holes C, which are protected by wristbands c , made in suitable manner, preferably of short flexible casings secured on the
60 inside of the frame, and having elastic rims to fit closely about the wrists.

In one of the sides of the interior frame—either, as here shown, that which becomes the top when the case is laid on its side, or that
65 which becomes the bottom, or in both—may be let a proper non-actinic glass or glasses, E, whereby the interior may be observed. Around the exterior frame are placed straps F, for carrying the whole device and for holding the
70 interior frame in place.

Now, it will be seen that when the two frames are closed together a perfect case is formed, in which the bottom of the interior frame is the bottom of the case and the lid
75 of the exterior frame is the top of the case. Within the case the camera and the usual accessories may be carried, the straps F holding the frames together. When the camera is removed from the case and the straps F
80 released, the exterior frame may be lifted up from the interior frame to the extent of the separation of the two frames, and then the device is laid on its side, so that the hand-
85 holes are on each side of the interior case and the glasses are in the top. By then inserting the hands through the wristbands the plates may be changed within the extended interior frame.

The exterior frame, it will be seen, fully
90 protects the glasses when the two frames are closed together. The strips b' and a^2 not only serve as limiting-stops, but also as strengtheners for the frames, making a light, tight joint.

Having thus described my invention, what I claim as new, and desire to secure by Letters Patent, is—

1. A camera-carrying case and plate-changing box composed of an exterior frame with
100 a lid or cover for affording access to its interior and an interior frame with a bottom and

provided with hand-holes having wristbands, said frames telescoping to form when closed a complete case, and when extended a box within which the plates may be changed by
5 inserting the hands through the wristbands, substantially as described.

2. A camera-carrying case and plate-changing box composed of an exterior frame with a lid or cover affording access to its interior
10 and an interior frame with a bottom, and provided with hand-holes having wristbands and with a suitable non-actinic glass or glasses, said frames telescoping to form when closed a complete case, and when extended a box
15 within which the plates may be changed, substantially as described.

3. The exterior frame with a lid or cover for affording access to its interior, the interior frame with a bottom and provided with hand-holes having wristbands, said frames telescoping, and the stop-strips by which their closing and extension are limited, the whole forming when closed a case for carrying the camera, and when extended a box in which the plates
20 may be changed, substantially as described. 25

In witness whereof I have hereunto set my hand.

JAMES H. JOHNSON.

Witnesses:

S. H. NOURSE,
H. C. LEE.