

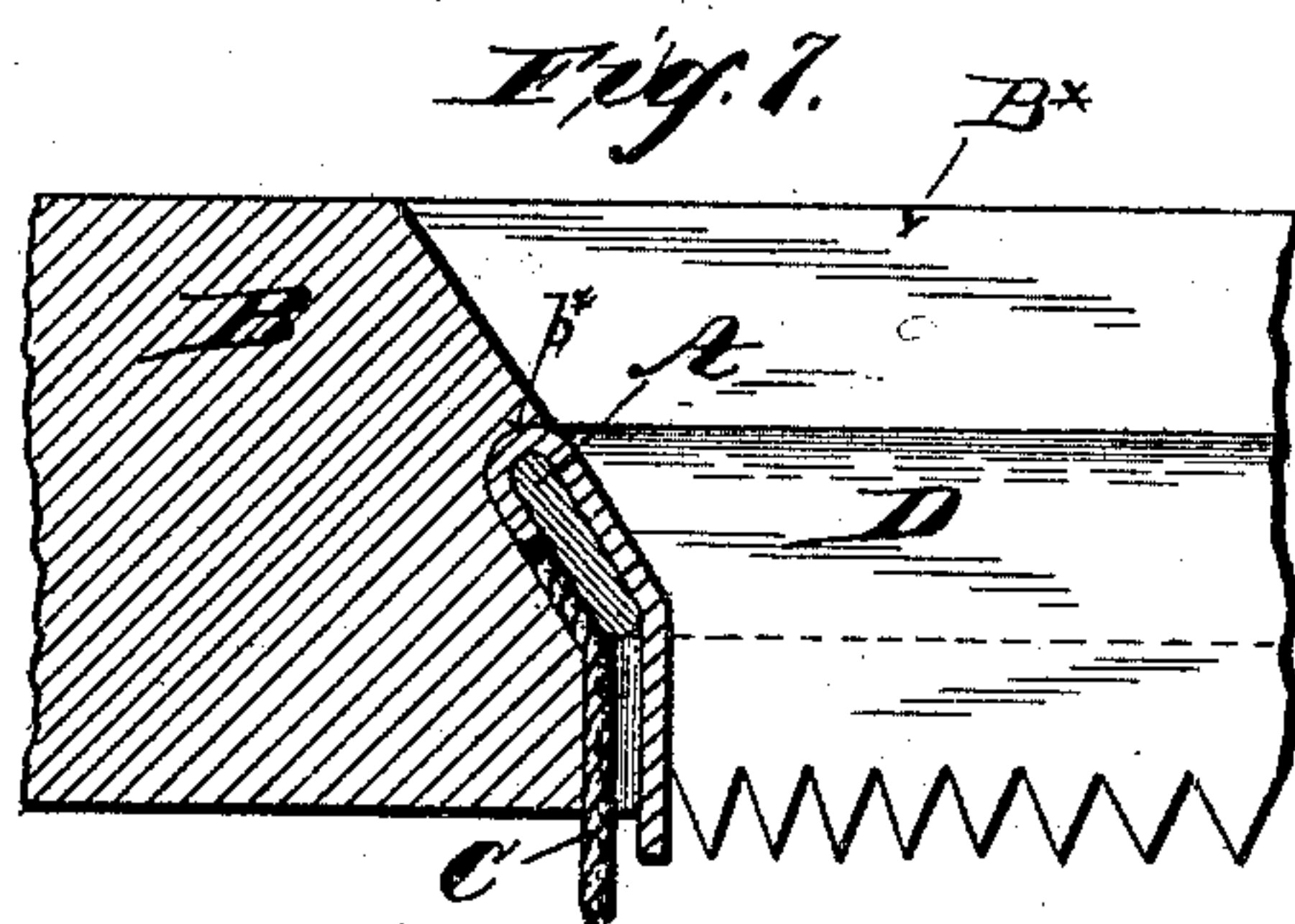
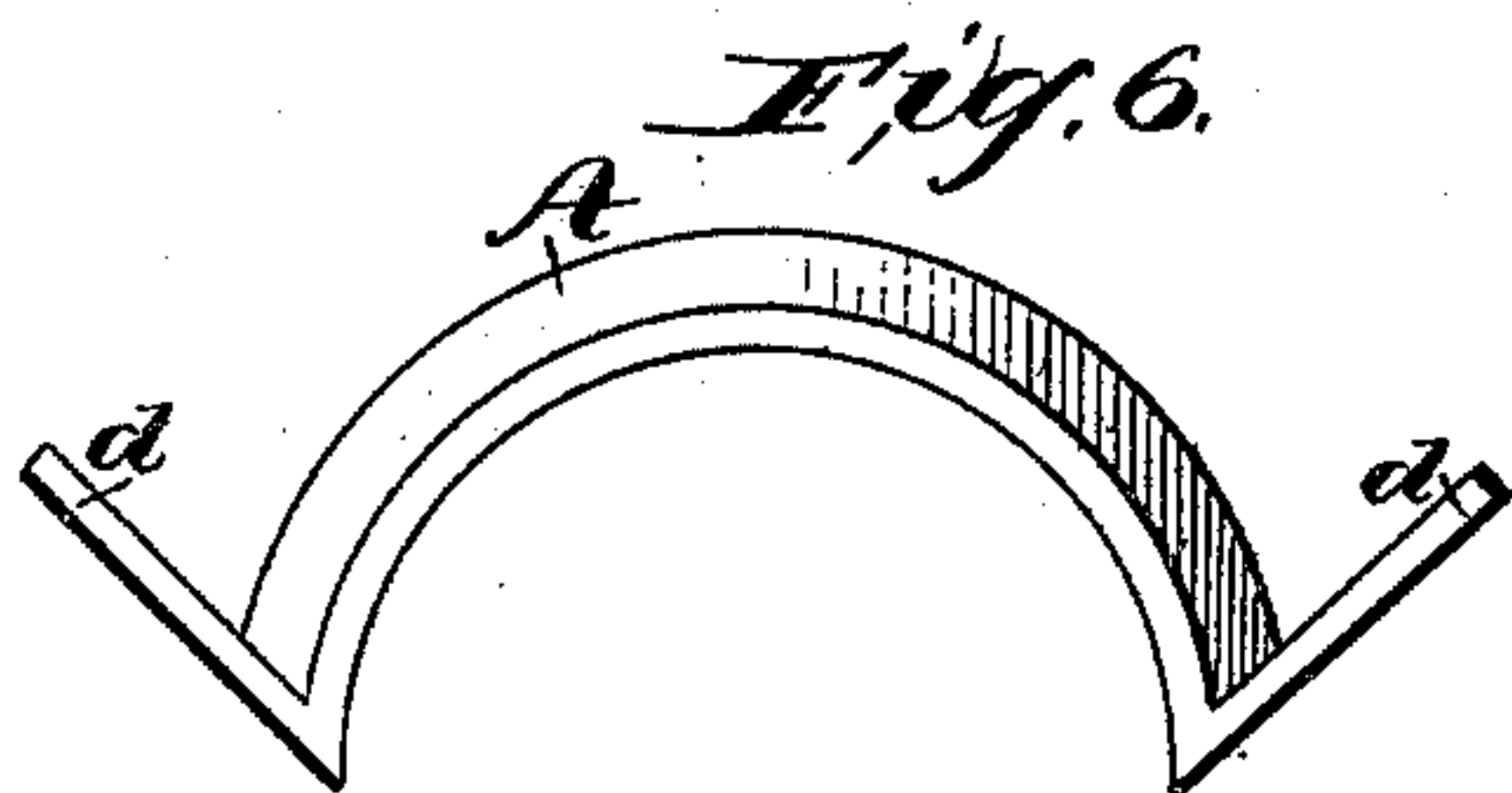
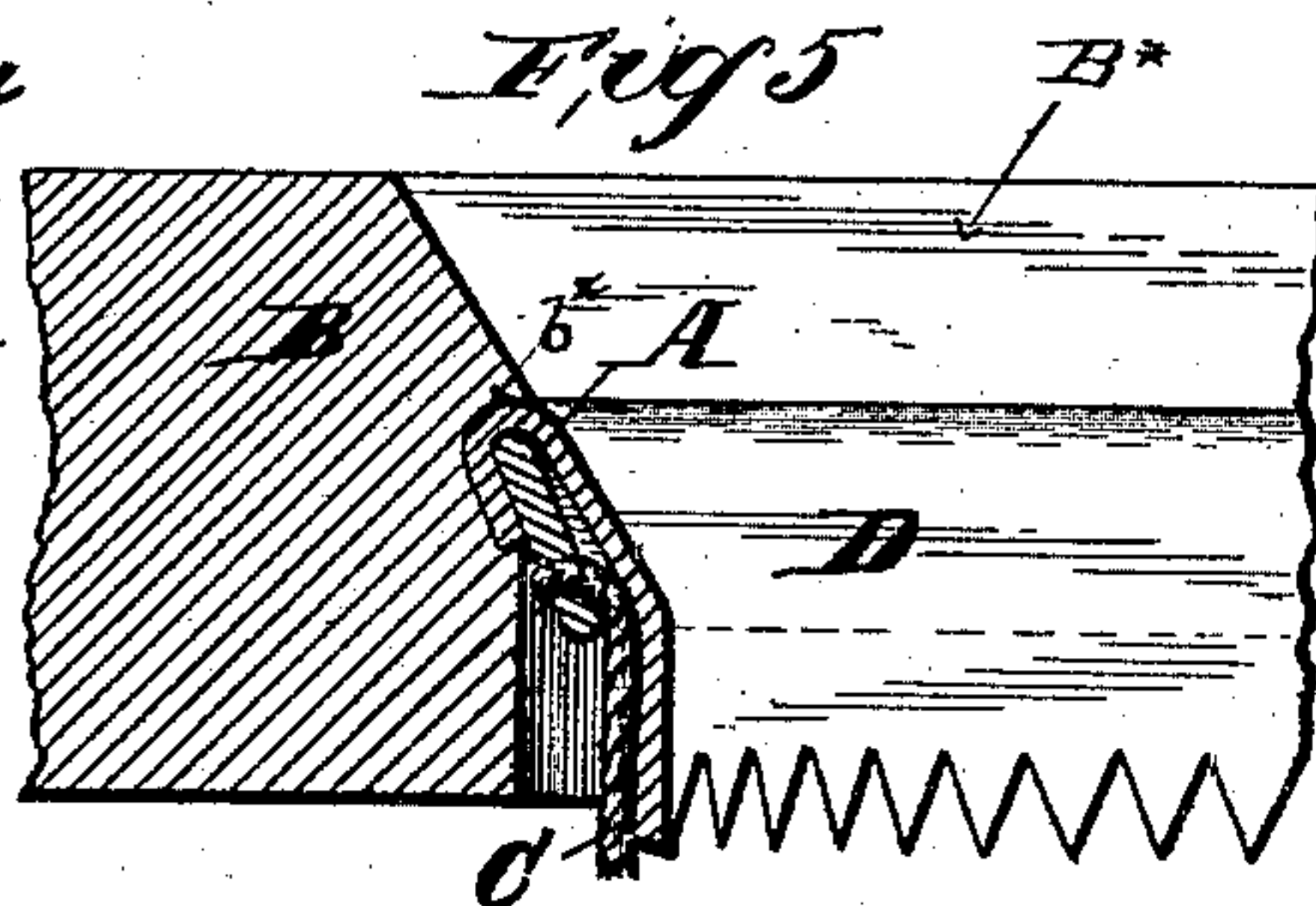

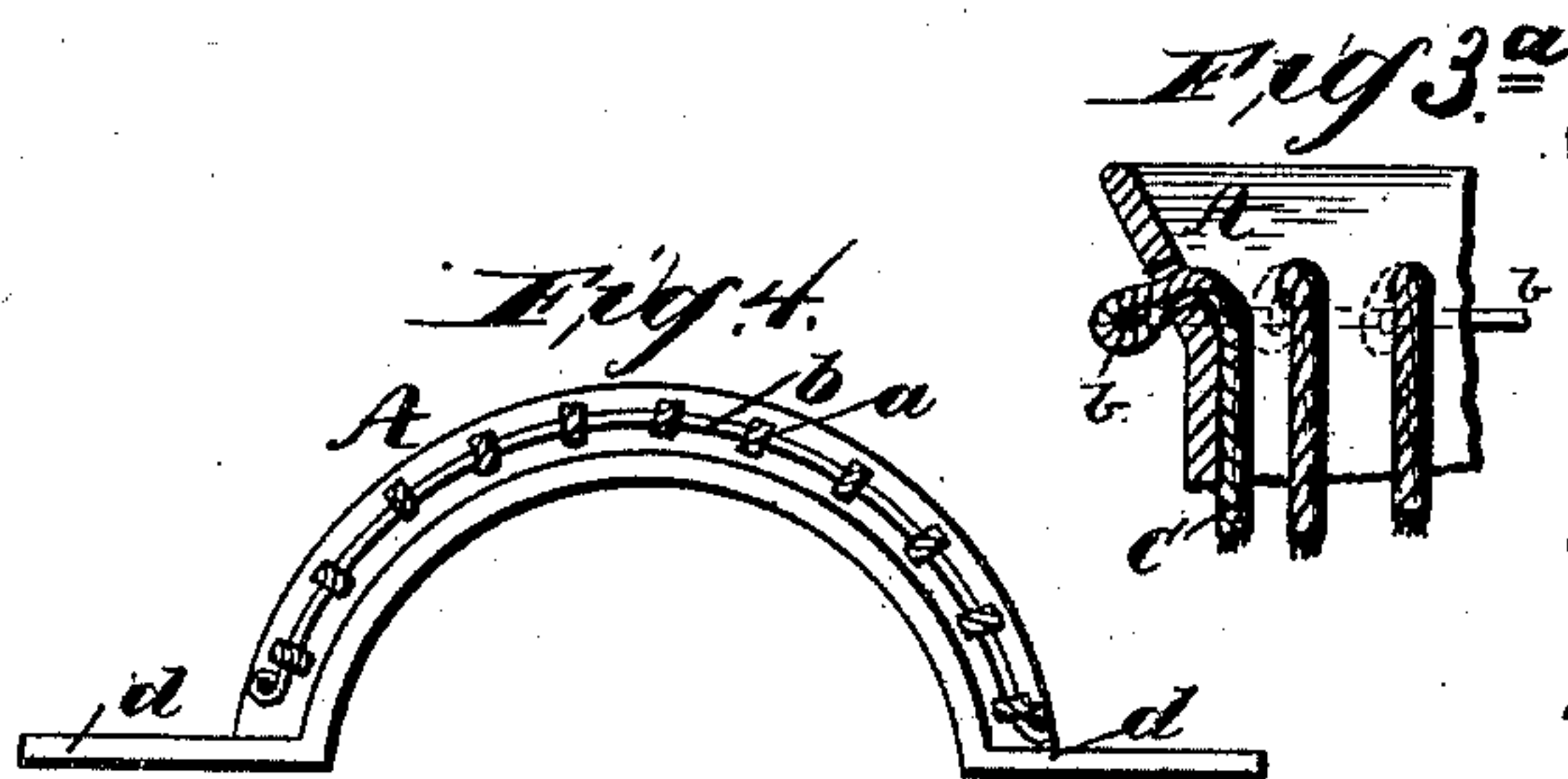

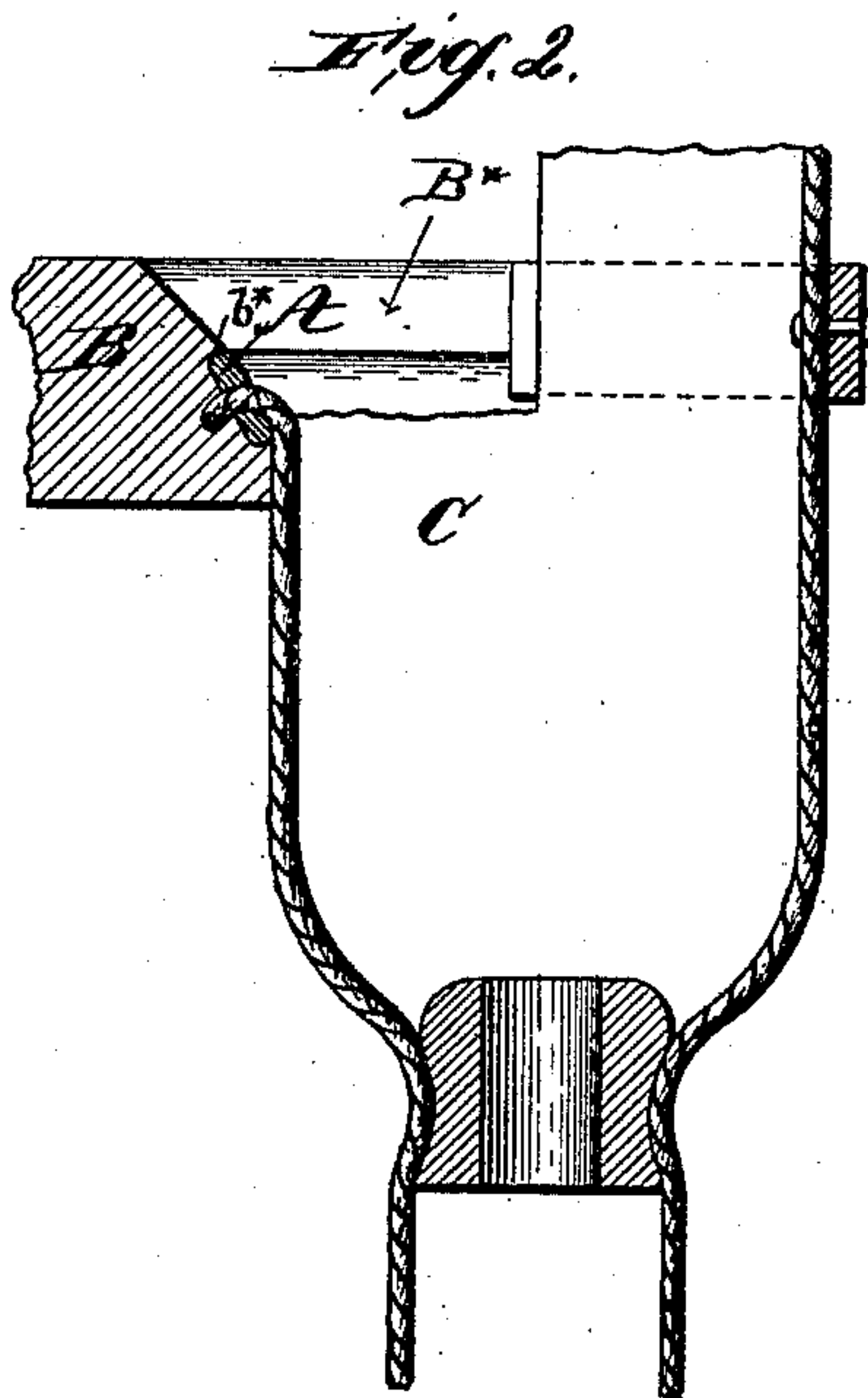
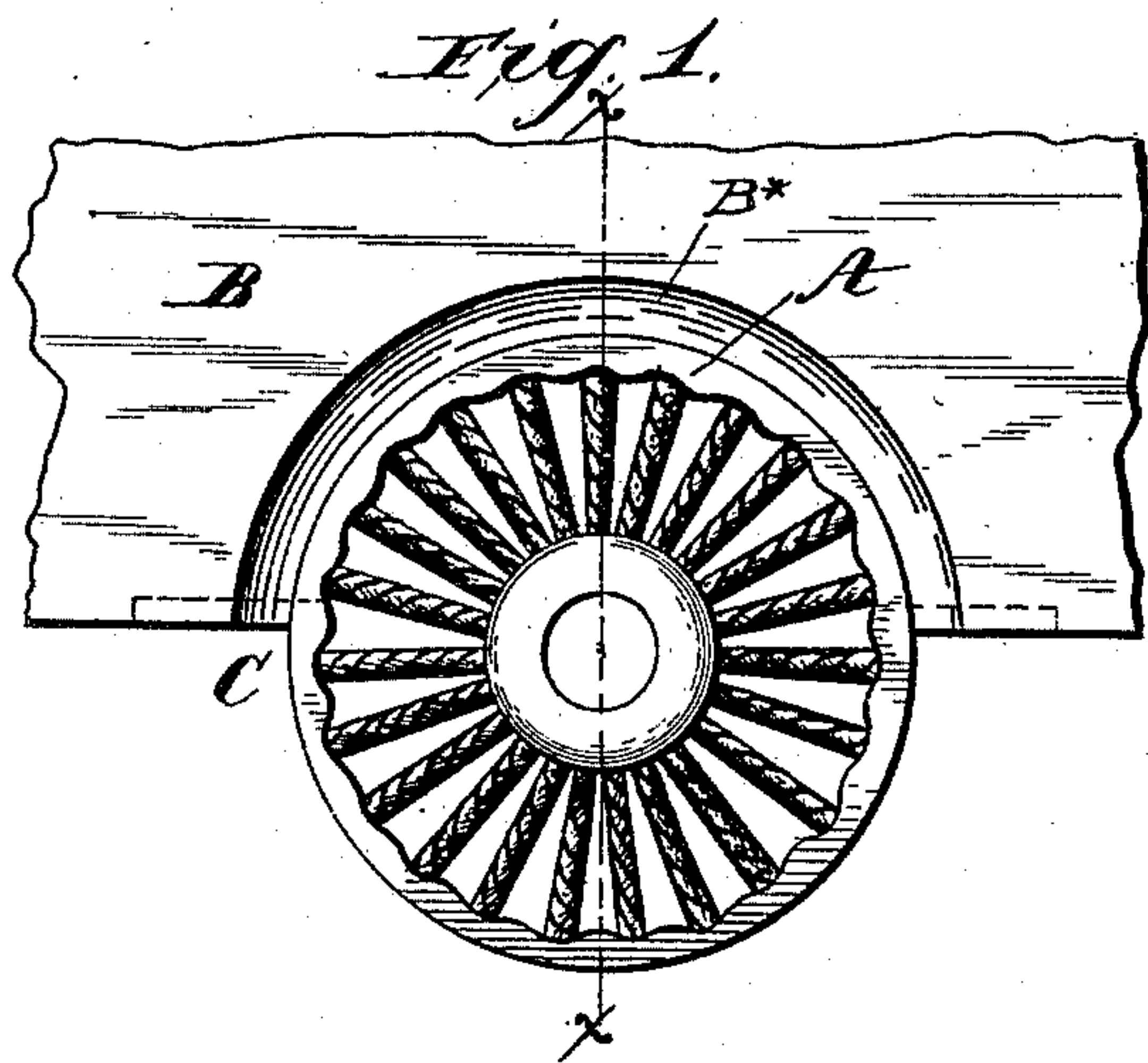
(No Model.)

J. ADAMS.

POOL TABLE POCKET.

No. 395,803.

Patented Jan. 8, 1889.



Witnesses
Alb. B. Berman,
Chas. S. Kalb

Inventor
James Adams
By Drake & Co. Attys
Per J. H. Kalb
Assn. Attys.

UNITED STATES PATENT OFFICE.

JAMES ADAMS, OF NEWARK, NEW JERSEY.

POOL-TABLE POCKET.

SPECIFICATION forming part of Letters Patent No. 395,803, dated January 8, 1889.

Application filed April 9, 1887. Serial No. 234,318. (No model.)

To all whom it may concern:

Be it known that I, JAMES ADAMS, a citizen of the United States, residing at Newark, in the county of Essex and State of New Jersey, have invented certain new and useful Improvements in Pool-Table Pockets; and I do hereby declare the following to be a full, clear, and exact description of the invention, such as will enable others skilled in the art to which it appertains to make and use the same, reference being had to the accompanying drawings, and to letters of reference marked thereon, which form a part of this specification.

This invention relates to a plate or clamp device for securing the ball-pockets to pool-tables, the same being shaped to conform to the contour of the wood-work to which the pockets are hung, whereby I am enabled to and do dispense with tacking or nailing, as heretofore practiced, and to remove and replace a pocket with facility when turning or removing the cloth of the table without marring the same. I am also enabled to secure the leather shield or lining of a pocket without tacks or nails, so that the balls shall not come in contact with nail-heads in rolling into the pockets.

In the accompanying drawings, in which similar letters of reference indicate like parts in each of the several figures, Figure 1 represents a top view of a section of the bed of the table at the side and the pocket attached thereto; Fig. 2, a section in elevation through line X X; Fig. 3, a front elevation of Fig. 1, with the pocket detached therefrom. Fig. 3^a is a section of the fastening-plate, showing a cord or thread passed through the loops of the pocket; Fig. 4, a reverse under side view of the plate or clamp detached from the table; Fig. 5, an enlarged section similar to Fig. 2; Fig. 6, a view of the clamp shaped to secure the pocket in the corner of the table; and Fig. 7 is a section showing a modification of the manner of securing the pocket.

In carrying out my invention I construct a plate or clamp, A, which contains a series of holes, as in Figs. 3 and 4, through which loops of the pocket C are drawn, and a thread passes through, as at b, on the back or inner surface of said clamp A, as in Fig. 3, thereby securing the pocket in place.

In the edge of the table-bed B is notched out a segment of a circle, approaching about one-half of a circle. This notch, which is marked B*, is beveled in the usual manner for the reception of the pocket, and recessed in the straight edge of the wood and bevel of the circle for the reception of said plate or clamp, such recesses being marked b*, so that the latter will be flush or even with the wood surface thereof, said clamp being secured by means of screws c c through ears d. The remaining portion or circle of the pocket other than that secured by the clamp A is fastened at the top in a recess of the "cushion" of the table in the usual way, as shown in Fig. 2. The said clamp is adapted to secure the side pocket to the table; but in adapting the same to the corners thereof it is obvious that the shape must be changed somewhat to correspond thereto, as indicated in Fig. 6.

A portion of the pocket at the entrance is usually lined or faced with leather, preferably of morocco, which shields and protects the pockets from the balls striking the edge or entrance upon rolling therein, as indicated at D in Figs. 5 and 7. Said shield is secured by folding it over the top edge of said clamp A in the circular portion thereof and pressing the leather to the wood as the clamp is secured to its place, as plainly shown in said Figs. 5 and 7. The lower edge of said leather is notched in the usual way, as shown, to impart thereto a degree of ornamentation.

The holes in said clamp A, if preferred, may be dispensed with and the edge of the pocket inserted beneath the said clamp and secured by pressure to the wood, as indicated in Fig. 7.

Having thus described my invention, what I claim as new, and desire to secure by Letters Patent, is—

1. The combination, with a pool-table, of a pocket-holding plate shaped to conform to the contour of the wood-work of the table and provided with a series of holes, as a, and of a pocket composed of a net the upper loops of which are passed through the openings a, and a string, b, inserted through said loops on the rear side of the plate, as set forth.

2. The combination, with a pool-table having a notch, B*, in its edge, said notch being recessed in the lower portion thereof, as de-

scribed, of a plate having a pocket secured
to it and a leather facing or shield laid over
the outer face, said plate with the pocket-
facing being secured in the recess, the facing
5 being clamped between the plate and walls
of the recess, substantially as set forth.

In testimony that I claim the foregoing I

have hereunto set my hand this 28th day of
March, 1887.

JAMES ADAMS.

Witnesses:

OLIVER DRAKE,
CHARLES H. PELL.