

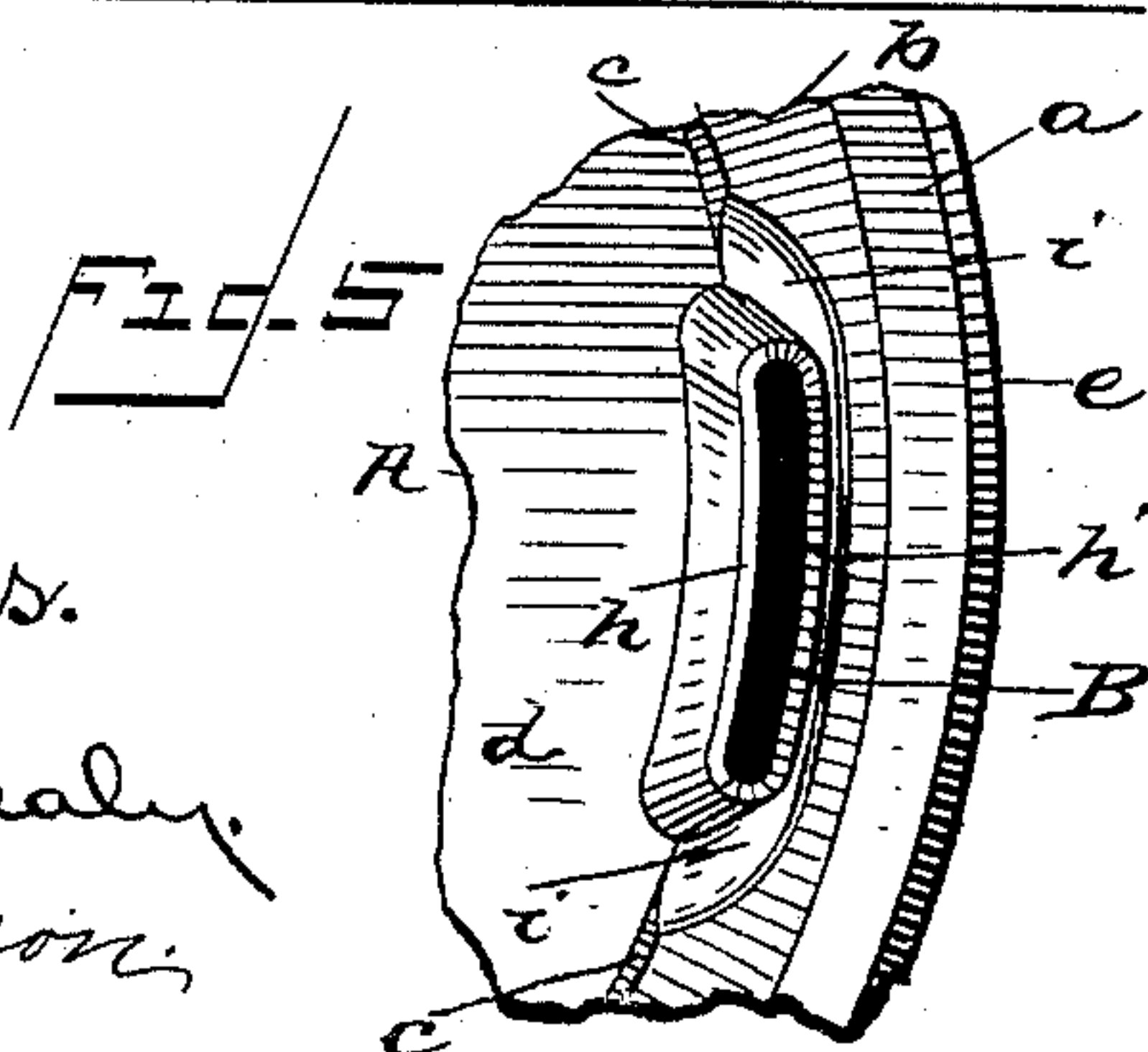
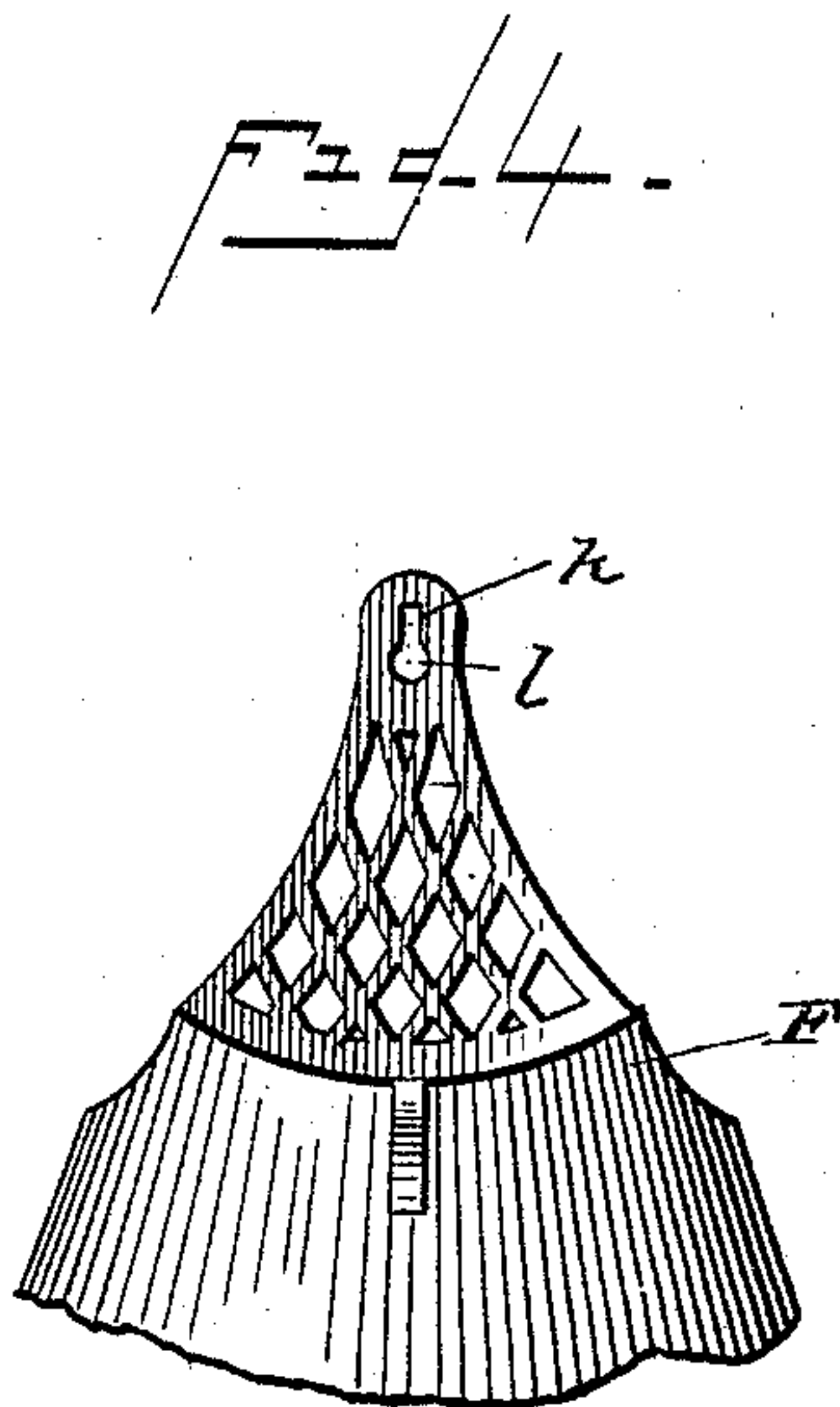
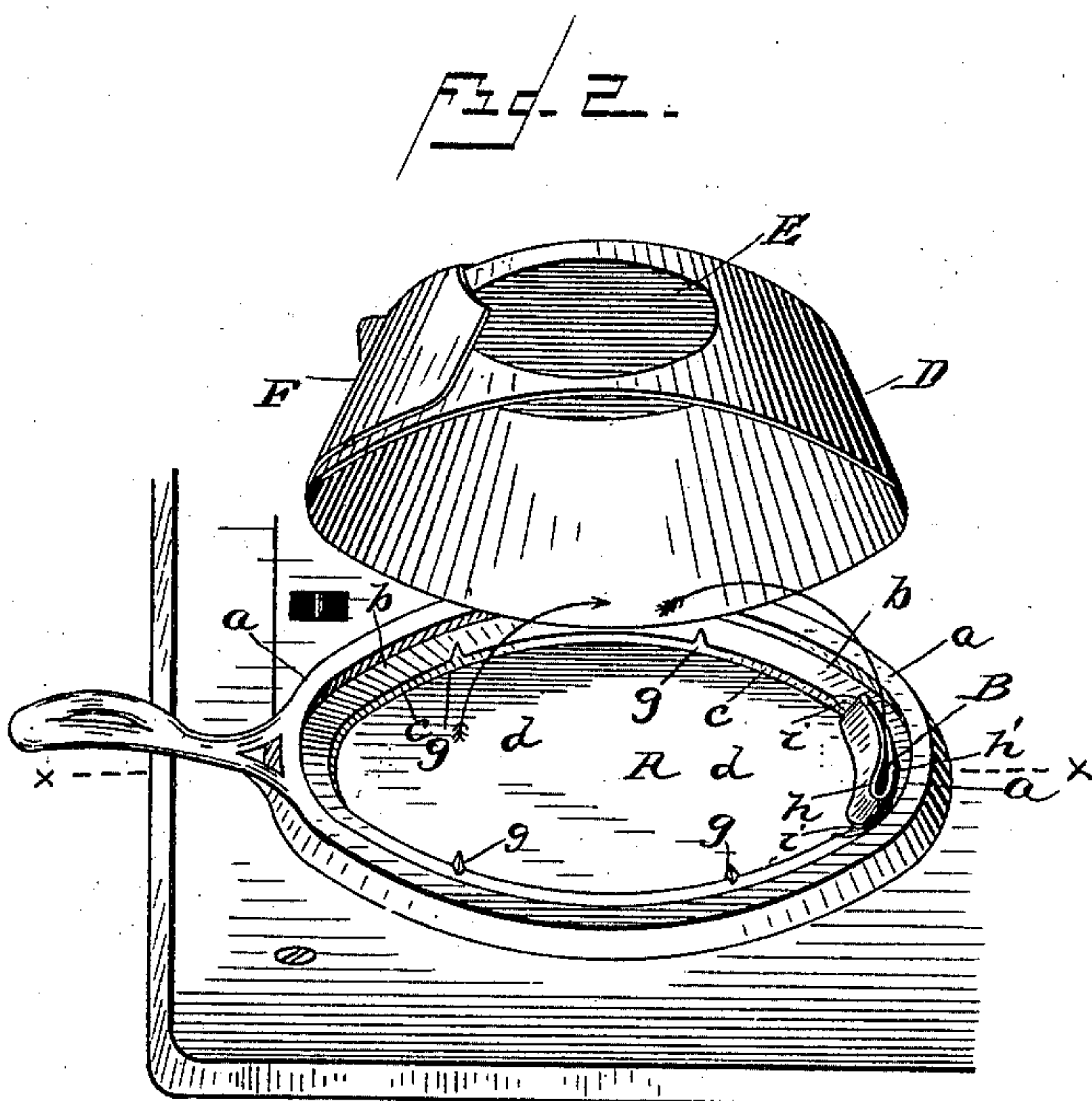
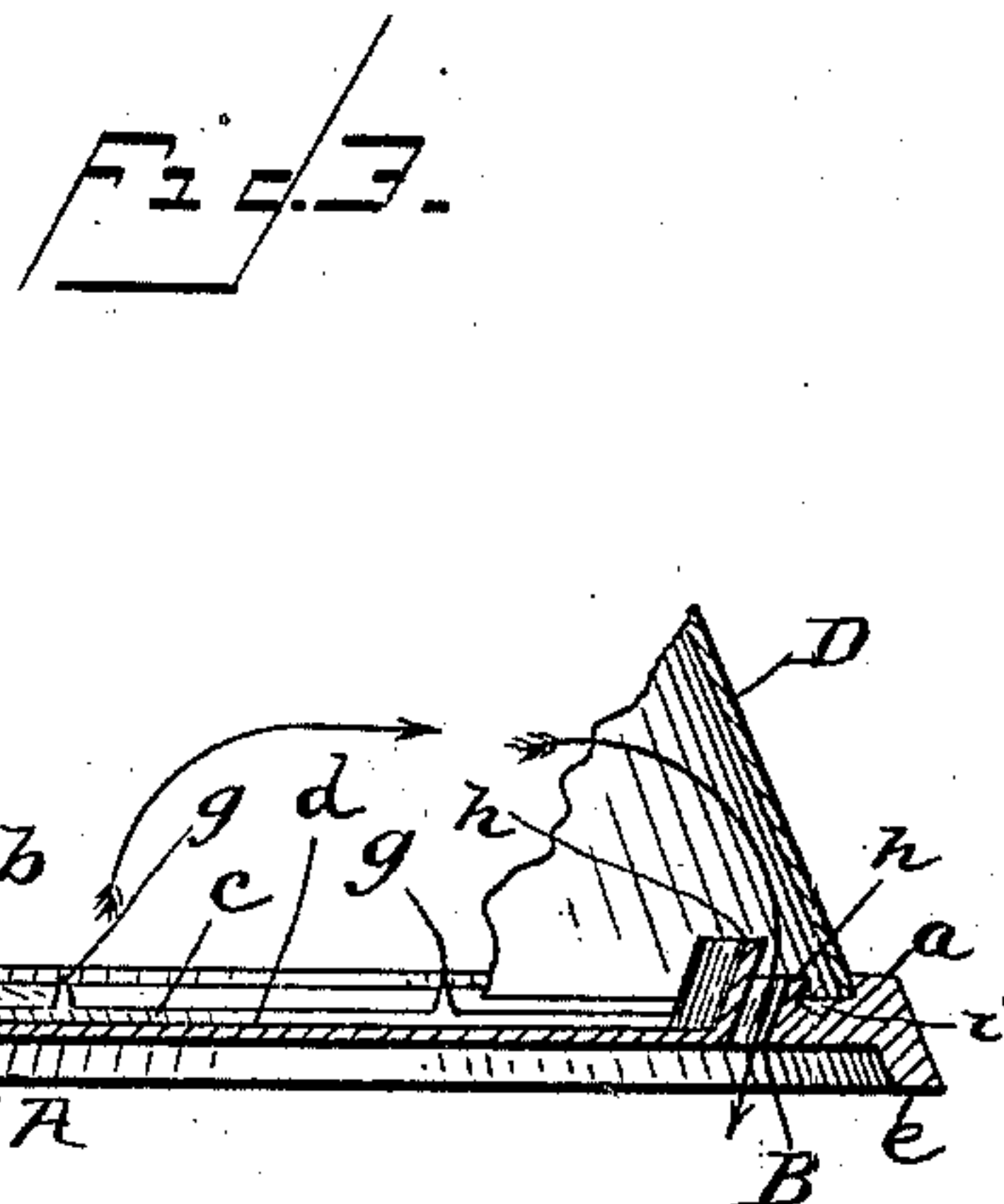
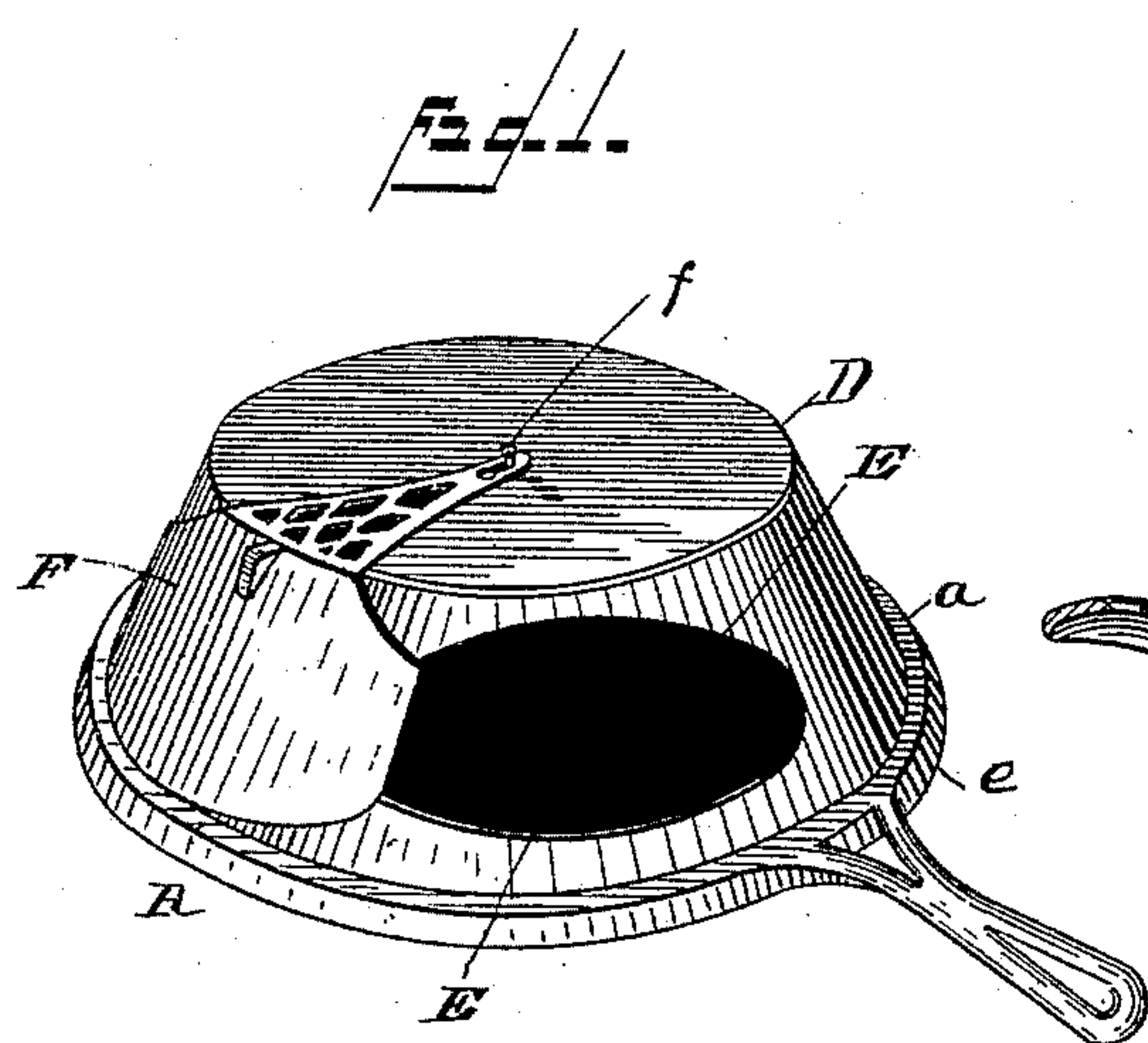
(No Model.)

A. M. AMOS.

ODORLESS AND SMOKELESS GRIDDLE.

No. 395,305.

Patented Jan. 1, 1889.



Witnesses.

H. D. Kealy.
L. Jackson.

Inventor.

Alexander M. Amos.
By his Atty.
J. R. Drake.

UNITED STATES PATENT OFFICE.

ALEXANDER M. AMOS, OF BUFFALO, NEW YORK.

ODORLESS AND SMOKELESS GRIDDLE.

SPECIFICATION forming part of Letters Patent No. 395,305, dated January 1, 1889.

Application filed September 22, 1887. Serial No. 250,458. (No model.)

To all whom it may concern:

Be it known that I, ALEXANDER M. AMOS, a citizen of the United States, residing at Buffalo, in the county of Erie and State of New York, have invented certain new and useful Improvements in Odorless and Smokeless Griddles; and I do declare the following to be a full, clear, and exact description of the invention, such as will enable others skilled in the art to which it appertains to make and use the same, reference being had to the accompanying drawings, and to the letters and figures of reference marked thereon, which form a part of this specification.

My invention relates to an improvement in griddles, the object of which is to provide means whereby the smoke and odor arising from the cooking victuals may be carried into the stove and thence out the chimney, and also to prevent grease and other matter in the griddle from spattering on the stove and causing unpleasant smells; and it consists in the construction and arrangement of parts thereof, which will be more fully hereinafter described, and pointed out in the claims, reference being had to the accompanying drawings, in which—

Figure 1 is a perspective view of my improved griddle with the hood or cover in place and its sliding door open. Fig. 2 is a perspective view of the same, the hood being raised. Fig. 3 is a longitudinal section of Fig. 2 on the line X X, showing portion of hood. Fig. 4 is a detail in perspective of a portion of sliding door of hood. Fig. 5 is a detail top plan view of a portion of griddle, showing smoke or odor opening and gutter.

A represents a metal griddle of any suitable size, which has surrounding its outer edge a raised flange, *a*, slightly inclined inwardly.

b is a rim sloping downwardly from the inside of flange *a* to nearly the bottom of the griddle to the usual sloping side, *c*. The bottom *d* of the griddle does not rest on the stove, but is raised slightly from it by the downwardly-projecting flange *e*, being a continuation of flange *a*.

B is a smoke and odor opening partly in the rim *b* and partly in the bottom of the griddle, and is surrounded by a flange, *h h'*, projecting outwardly toward the hood or cover D, the outside portion, *h'*, of the flange being much lower than the other to prevent the grease from spattering into the opening B to any great extent, as in spattering it will be thrown over the opening B against the inside of hood D and run down into gutter *i*, which is formed between the flange *h'* of opening B and outside flange *a* of griddle and runs into the bottom of same.

D represents the hood or cover of the griddle, and is preferably cone-shaped, and has an opening, E, of any suitable size. This hood sets just inside of flange *a* of the griddle, and is prevented from slipping around to any great extent by the lugs *g* on the edge of rim *b*. On the top and center of the hood is a pin, *f*, over which sliding door F sets by means of slot *k*, which has an enlarged portion, *l*, at one end to facilitate removal.

In operation the griddle is set on the stove over an open hole and cooking commenced, and all smoke and odor arising from it is drawn down through the opening B by the draft in the stove and passes out through the chimney. The sliding door to the hood may be open or closed, so as to regulate the draft to some extent.

Having thus fully described my invention, what I claim as new, and desire to secure by Letters Patent of the United States, is—

1. A griddle, A, surrounded by an inwardly-projecting flange, *a*, an inwardly-sloping rim, *b*, within said flange, the griddle having a smoke and odor opening, B, partly in said rim and partly in the bottom of the griddle, and a flange, *h h'*, surrounding said opening, in combination with the hood or cover D, substantially as described.

2. A griddle, A, surrounded by an inwardly-projecting flange, *a*, an inwardly-sloping rim, *b*, within said flange, the griddle having a smoke and odor opening, B, partly in the rim *b* and partly in the bottom of the griddle, a flange, *h h'*, surrounding said opening, and a

gutter, *i*, formed in rim *b* between the flange *h'* and the flange *a*, in combination with the hood or cover D, substantially as described.

3. A griddle, A, having the inwardly-projecting flange *a*, the outward and downwardly projecting flange *e*, the sloping rim *b*, with the lugs *g* on its edge, the sloping sides *c*, the smoke and odor opening B, and the gut-

ter *i*, in combination with the removable hood or cover D, substantially as described. 10

In testimony whereof I affix my signature in presence of two witnesses.

ALEXANDER M. AMOS.

Witnesses:

J. R. DRAKE,

GEO. A. BURNETT.