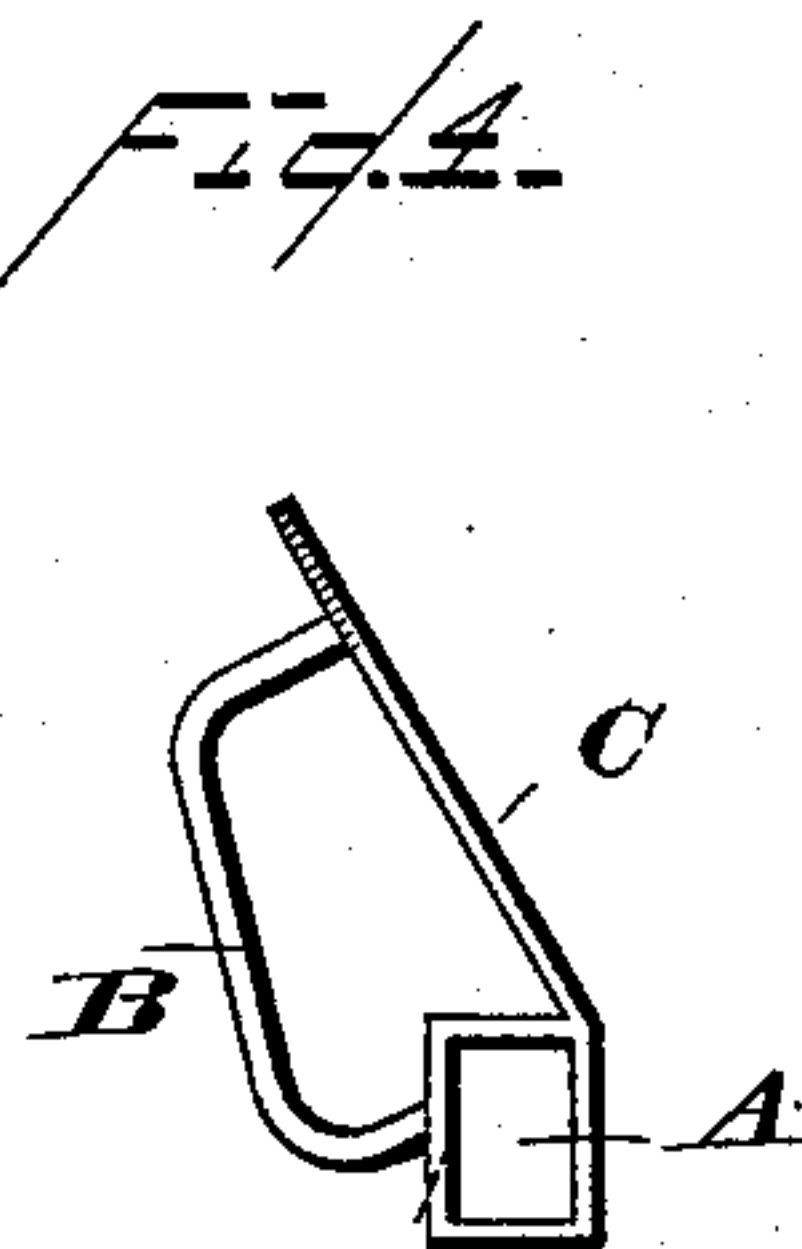
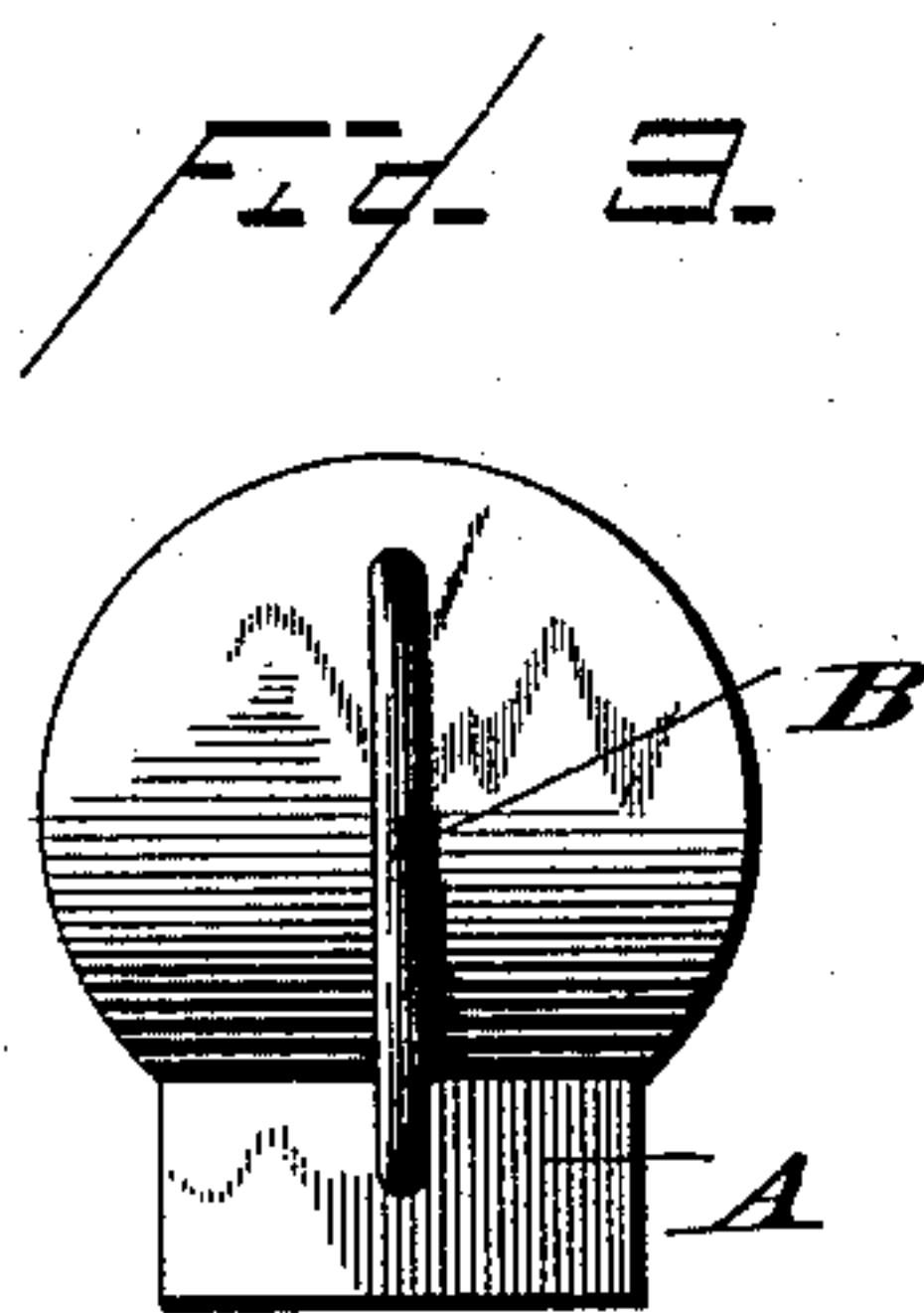
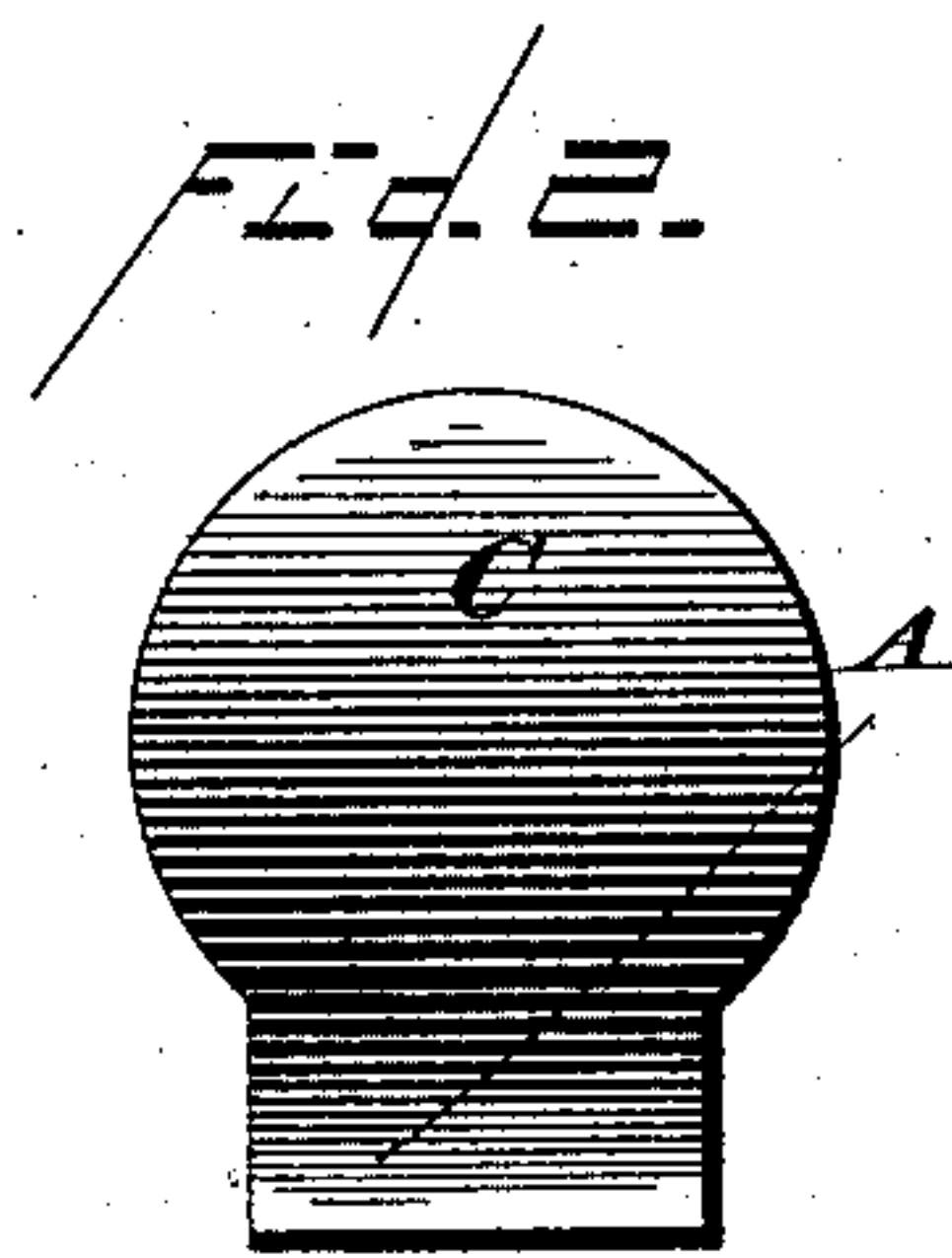
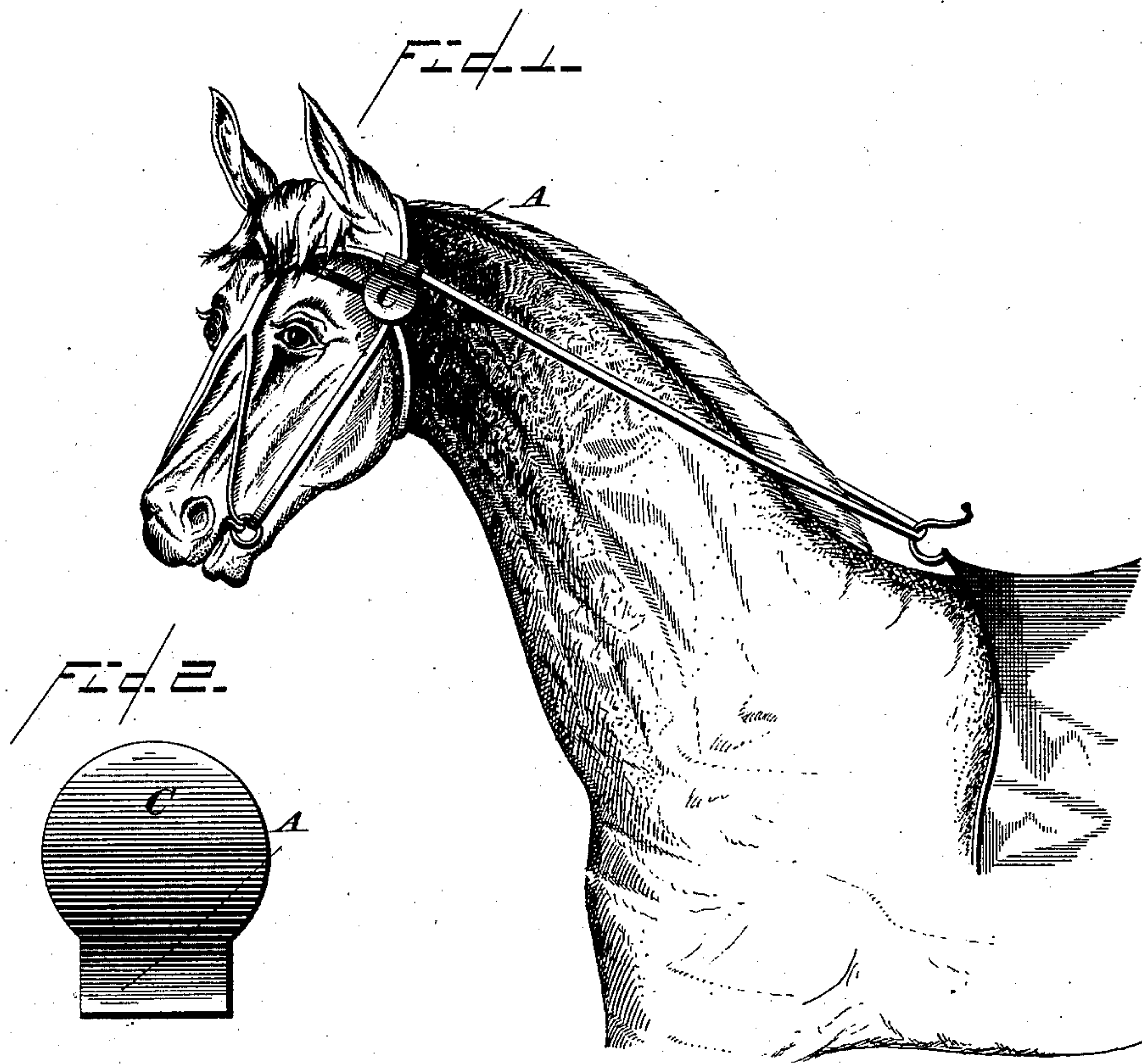


(No Model.)

C. H. FOSTER.  
HARNESS ROSETTE.

No. 393,893.

Patented Dec. 4, 1888.



WITNESSES

*W. H. Seehill*  
*J. Turner*

*C. H. Foster*  
INVENTOR,

*By James J. Seehill*  
Attorney.

# UNITED STATES PATENT OFFICE.

CHARLES H. FOSTER, OF OMAHA, NEBRASKA.

## HARNESS-ROSETTE.

SPECIFICATION forming part of Letters Patent No. 393,893, dated December 4, 1888.

Application filed April 2, 1888. Serial No. 269,405. (No model.)

*To all whom it may concern:*

Be it known that I, CHARLES H. FOSTER, a citizen of the United States, residing at Omaha, in the county of Douglas and State of Nebraska, have invented certain new and useful Improvements in Harness Attachments; and I do declare the following to be a full, clear, and exact description of the invention, such as will enable others skilled in the art to which it appertains to make and use the same.

This invention has relation to check-line guides; and it has for its objects to provide a side overdraw guide for check-lines which will serve the additional function of a bridle ornament.

The invention will be fully understood from the following description and claim, when taken in connection with the accompanying drawings, in which—

Figure 1 is a representation of a horse's head bearing a bridle with my improvements applied. Fig. 2 is a face view of my combined guide and bridle ornament. Fig. 3 is a back view of the same, and Fig. 4 is an edge view.

Referring by letter to the said drawings, A indicates a loop which is adapted to serve as a guide for the check-line, and is provided on its rear side with an attaching-loop, B, which is designed to receive the brow-band or other suitable part of the head-gear at a suitable point adjacent to the ears of the animal. This guide-loop may be of any suitable form and material—such, for instance, as rubber, leather, metal, or celluloid—and the loop B may be formed from wire or the like and secured to the rear side of the said guide-loop.

In the present illustration of my invention

I have shown an ornament, C, in connection with the guide-loop, which may bear any suitable design—such as a rosette—and when this ornament C is employed it may be formed integral with the guide-loop and the attaching-loop B may have one end secured to the inner side of the ornamental plate and its opposite end secured to the inner side of the said guide.

I do not wish to be understood as confining myself to an ornament of any special form or character, and I do not wish to limit the invention to the particular form or manner shown for connecting the ornament with the guide-loop. I attach importance, however, to the fact that the guide-loop is adapted to be placed in the position shown in Fig. 1 of the drawings, so as to form a side overdraw check-rein guide-loop.

It will be observed that the loop is placed at opposite sides of the head between the eye and ear and near the base of the latter.

Having described my invention, what I claim is—

A check-line guide consisting of the ornamenting-plate having the loop A for the passage of the line or rein formed on the rear upper side thereof, and the guide B for the brow-band, also formed on the rear side, substantially as shown and described.

In testimony whereof I affix my signature in presence of two witnesses.

C. H. FOSTER.

Witnesses:

G. F. BERGNER,  
E. McBERIN.