

(No Model.)

E. M. RYAN.

FLESH BRUSH.

No. 390,142.

Patented Sept. 25, 1888.

Fig. 1.

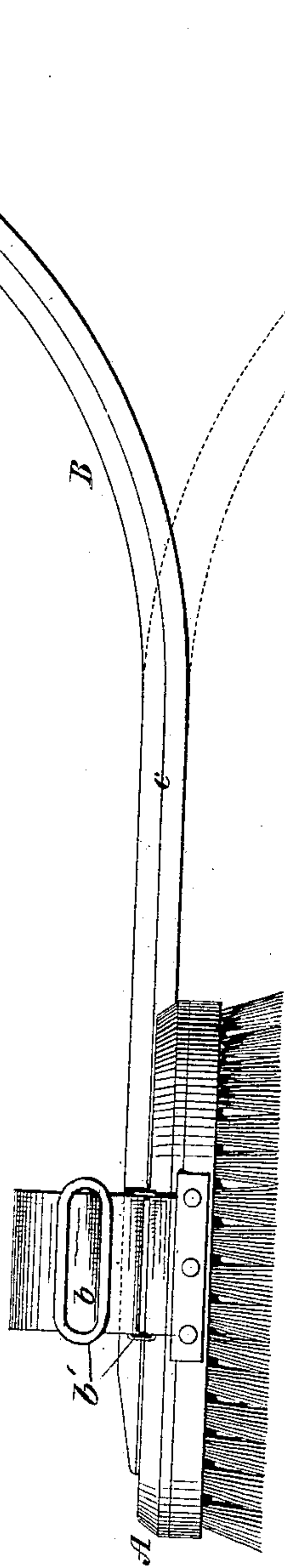
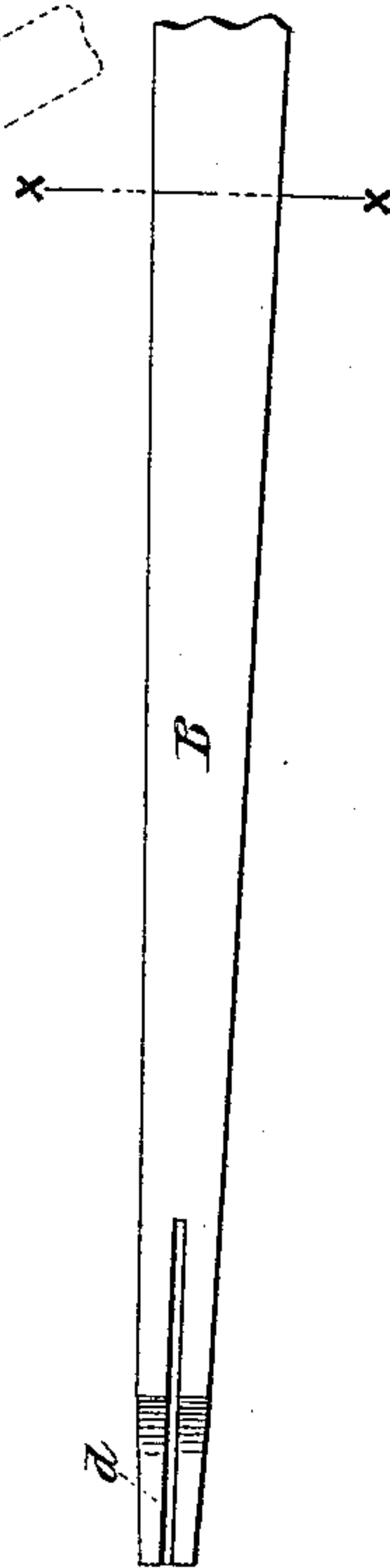
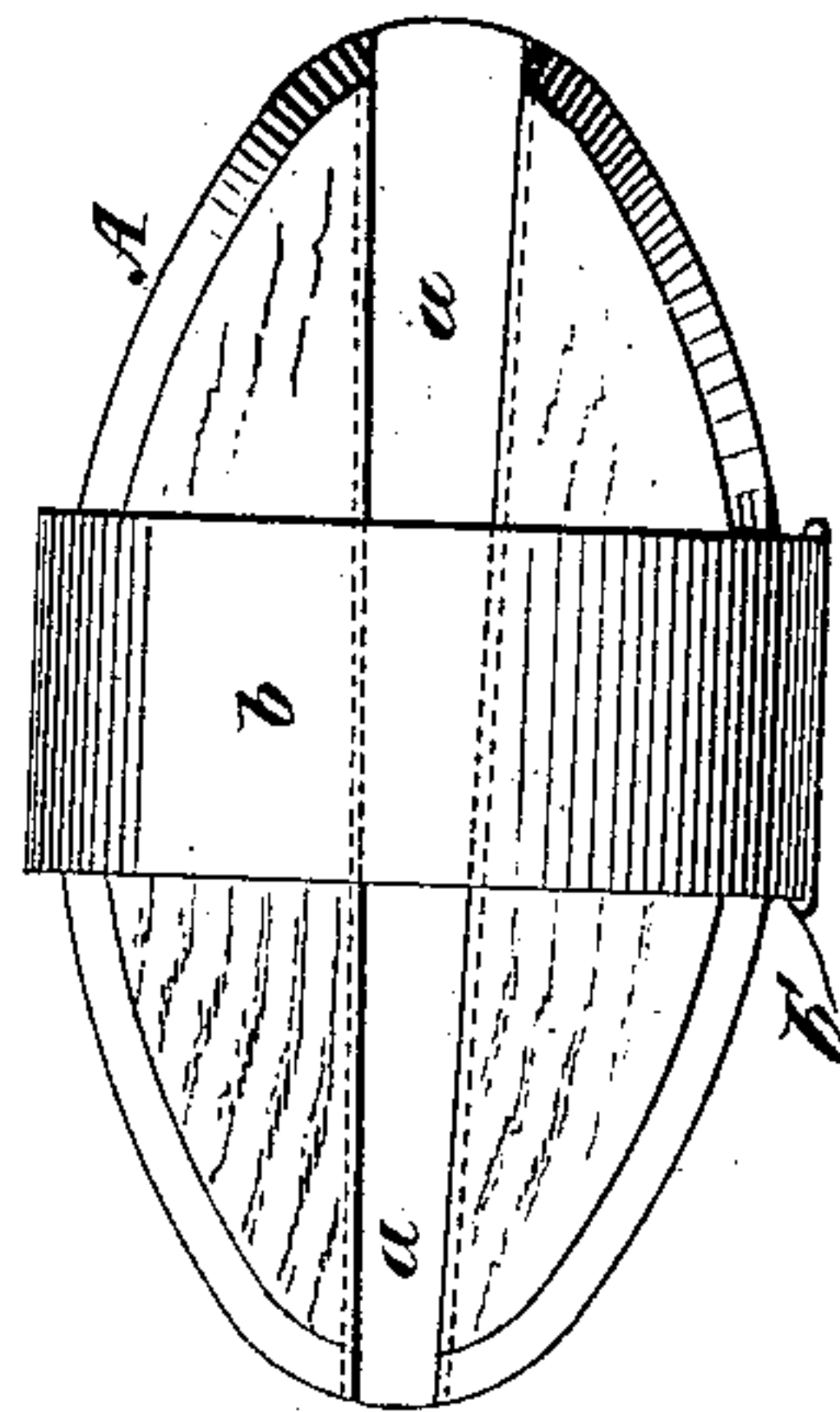


Fig. 3.



Fig. 2.



WITNESSES:

Gustave Dietrich
C. A. Dietrich

INVENTOR

Edward M. Ryan

BY

George Cook,

ATTORNEY

UNITED STATES PATENT OFFICE.

EDWARD M. RYAN, OF BROOKLYN, NEW YORK.

FLESH-BRUSH.

SPECIFICATION forming part of Letters Patent No. 390,142, dated September 25, 1888.

Application filed March 26, 1887. Serial No. 232,479. (No model.)

To all whom it may concern:

Be it known that I, EDWARD M. RYAN, a citizen of the United States, and a resident of Brooklyn, in the county of Kings and State of New York, have invented certain new and useful Improvements in Flesh-Brushes, of which the following is a specification.

My invention relates to an improvement in bath or flesh brushes, the object being to provide an article of this character which shall be so constructed that any portion of the body may be reached and washed with less trouble and inconvenience than arises from the use of brushes as now commonly constructed for the same purpose.

With this end in view my invention consists in providing the body of the brush with a curved detachable reversible handle—curved and reversible for the purpose of allowing the different portions of the body to be reached without trouble, and detachable for the purpose of allowing the handle to be removed when desired to use the brush without such handle.

My invention further consists in constructing the handle in a tapering form and providing the end to be attached to the brush-back with a longitudinal slit, allowing the two ends of the handle to be tightly compressed when inserted in a groove formed in the brush-back to receive it.

My invention further consists in certain novel features of construction, as will be hereinafter fully described, and specifically pointed out in the claims.

In the accompanying drawings, Figure 1 is a view in side elevation of my improved brush, showing in dotted lines the position taken by the curved handle when reversed. Fig. 2 is a plan view of the same, showing the brush and handle separated. Fig. 3 is a view in cross-section of the curved handle.

A represents the back of the brush, provided with a tapering dovetailed groove, *a*, running its entire length, as shown in Fig. 2 of the drawings, said brush-back also being provided with an adjustable strap, *b*, designed to be used when the brush is used without the curved handle, the buckle *b'* allowing the strap to be lengthened or shortened, as desired.

B represents the handle, constructed of wood and curved, as shown in the drawings. This

handle is made tapering to conform with the tapering groove *a*, formed in the brush-back. The sides of this handle, as is shown in Fig. 3 of the drawings, are each provided with a groove, *c*, the sides of which are oppositely inclined, thus allowing the handle to be inserted in either position, as shown in Fig. 1—that is, curved in either direction—and allowing it to be conveniently used for washing the different portions of the body—as, for instance, when used for washing the back or between and over the shoulders the handle will be attached to the brush in the position as shown in dotted lines in Fig. 1 of the drawings, the curve in the handle allowing that portion of the body to be reached without the inconvenience of striking the shoulders with the handle, which has always heretofore been the case when straight handles have been employed. When desired to reach the lower portion of the back, the handle will take the position as shown in full lines in Fig. 1 of the drawings. The extreme end of the handle is provided with a longitudinal slit, *d*, designed for the purpose of allowing the sides of the end of said handle when inserted in the groove formed in the brush-back to be tightly compressed, and imparts thereto a spring or grip capable of tightly holding the handle and brush together without danger of their becoming detached.

I am aware that brushes have heretofore been provided with detachable handles adapted to be secured in a groove formed in the body of the brush, and also with an adjustable strap, such being shown in a patent granted to James Ryan, No. 146,712, dated January 20, 1874, and hence I make no broad claim to such; but

What I claim as new, and desire to secure by Letters Patent, is—

1. In a bath or flesh brush, a detachable reversible handle and curved, as shown and described, for the purpose of allowing it to be used in reverse or diametrically-opposite positions, substantially as set forth.

2. A bath or flesh brush the back of which is constructed with a longitudinal dovetailed groove and a curved handle the sides of which are each provided with a groove having oppositely-inclined sides for the purpose of allowing said handle to be reversed in said groove, substantially as set forth.

3. A bath or flesh brush the back of which

is provided with a groove for the admission of the handle, said handle being detachable and reversible and curved, as shown, for the purpose of allowing it to be used in reverse or
5 diametrically-opposite positions, substantially as hereinbefore described.

4. As a new article of manufacture, a bath or flesh brush provided with an adjustable strap secured to the back, said back being con-
10 structed with a tapering longitudinal dovetail groove and a curved detachable tapering handle adapted to fit within said groove, the sides

of said handle being provided with a groove having oppositely-inclined sides, for the purpose set forth, and at its extreme end with a
15 longitudinal slit, substantially as and for the purpose described.

Signed at New York, in the county of New York and State of New York, this 23d day of March, A. D. 1887.

EDWARD M. RYAN.

Witnesses:

HERMAN GUSTON,
FRED C. RIECKERS.