

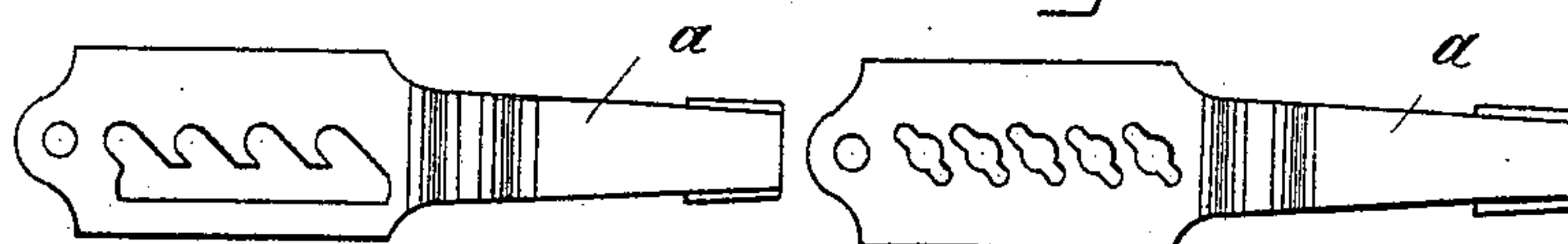
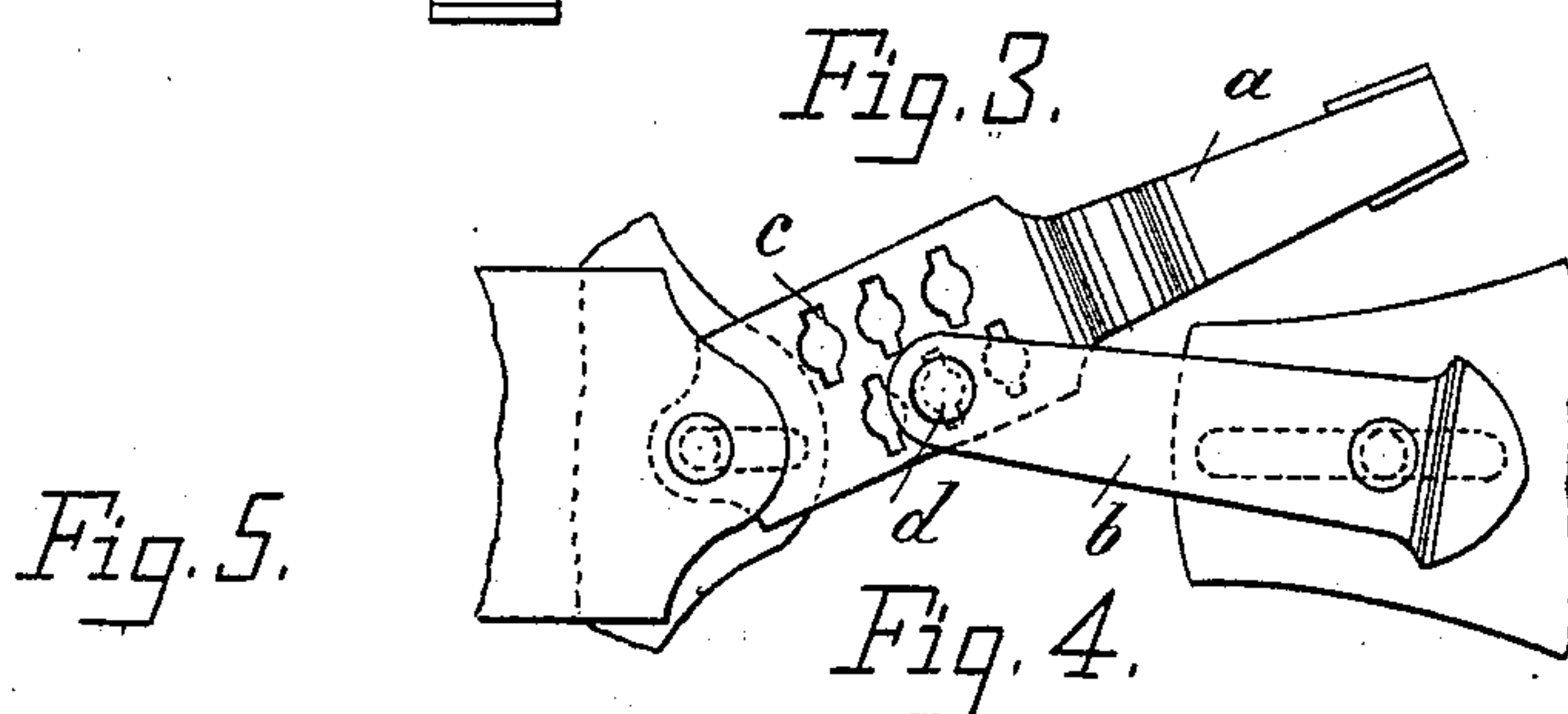
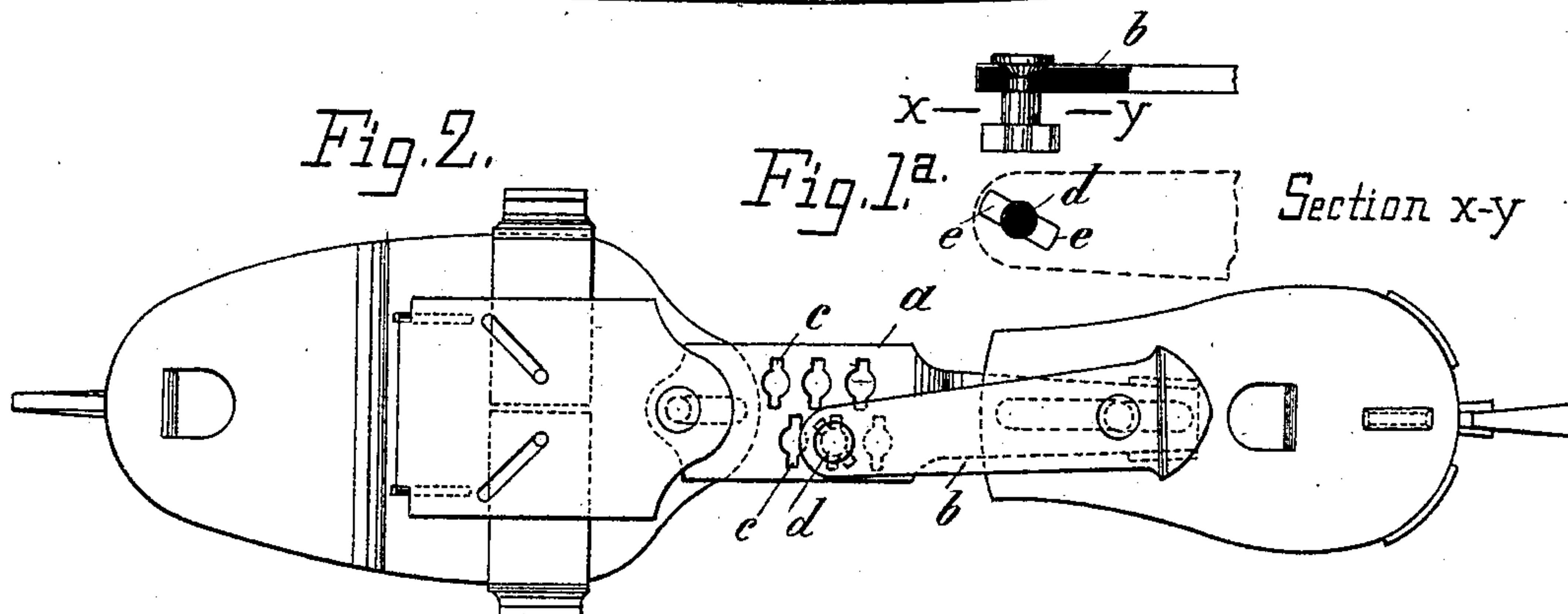
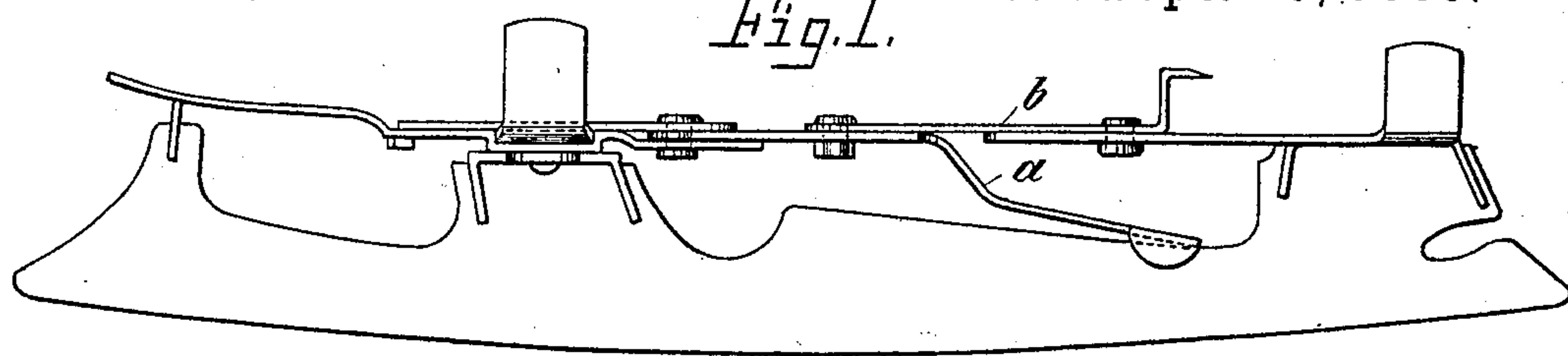
(No Model.)

J. P. BECKER, Jr.

SKATE.

No. 389,998.

Patented Sept. 25, 1888.



WITNESSES

Geo. A. Crane.
James A. Walter

INVENTOR

J. P. Becker Jr.
By his attys
Howson and Howson

UNITED STATES PATENT OFFICE.

JOHANN PET. BECKER, JR., OF REMSCHEID, PRUSSIA, GERMANY.

SKATE.

SPECIFICATION forming part of Letters Patent No. 389,998, dated September 25, 1888.

Application filed April 6, 1888. Serial No. 269,852. (No model.)

To all whom it may concern:

Be it known that I, JOHANN PETER BECKER, Jr., a subject of the King of Prussia, residing at Remscheid, in the Kingdom of Prussia, German Empire, have invented new and useful Improvements in Skates, of which the following is a specification.

My invention relates to that kind of skates in which the heel-slide and the slides for fastening the sole-clamps are connected by means of a lever, so that by moving the lever toward the middle line of the skate the two slides are removed from each other and the skate secured to the boot or shoe of the user, while by moving the lever outward the two slides are approached and the skate is freed from the boot or shoe.

In the accompanying drawings, Figure 1 is a side view of the skate. Fig. 1^a is a view of the bolt. Fig. 2 is a plan view of the skate. Fig. 3 shows the lever in position for loosening the skate. Figs. 4 and 5 represent other forms of the lever.

As shown in Figs. 2 and 3, the lever *a* is provided with a certain number of holes or openings, *c*, which are not in the same horizontal line. The heel-slide *b* carries on its end a small bolt, *d*, firmly riveted thereto. The elongated head of this bolt has a form which corresponds to that of the holes *c*. Fig. 1^a shows this bolt and its head on a large scale. The bolt *d* passes through an opening or hole

c, and the elongated head *e* of the bolt catches under the lever, and thus connects the latter with the slide *b*. A displacement of the slide *b* with respect to the lever *a* is therefore effected by inserting the bolt *d* into any one of the different holes *c*. The bolt *d* can be withdrawn from the hole *c* only when the lever *a* is in its open position, (see Fig. 3,) the elongated head *e e* being then in such a position that it can pass freely through the said hole *c*. The form of the latter may also be as shown in Fig. 4; or, in lieu of the hole, the lever *a* may be provided with a slit having lateral notches, as illustrated in Fig. 5. In this latter arrangement the bolt *d* need not be withdrawn from the lever *a* for being displaced, but it is pushed from the notch occupied by it into the longitudinal slit, and then introduced into another notch.

I claim as my invention—

A skate having a heel-slide, *b*, and pivoted operating-lever *a*, to which the heel-slide is directly pivoted, a headed bolt on the slide being adapted to openings in the lever, substantially as described.

In testimony whereof I have signed my name to this specification in the presence of two subscribing witnesses.

JOH. PET. BECKER, JR.

Witnesses:

F. J. FALKENBACH,
JOHANN ANDREAS RAUCH.