

(No Model.)

R. S. ROBBINS & A. H. BROAD.

WALL PROTECTOR.

No. 389,979.

Patented Sept. 25, 1888.

Fig. 1

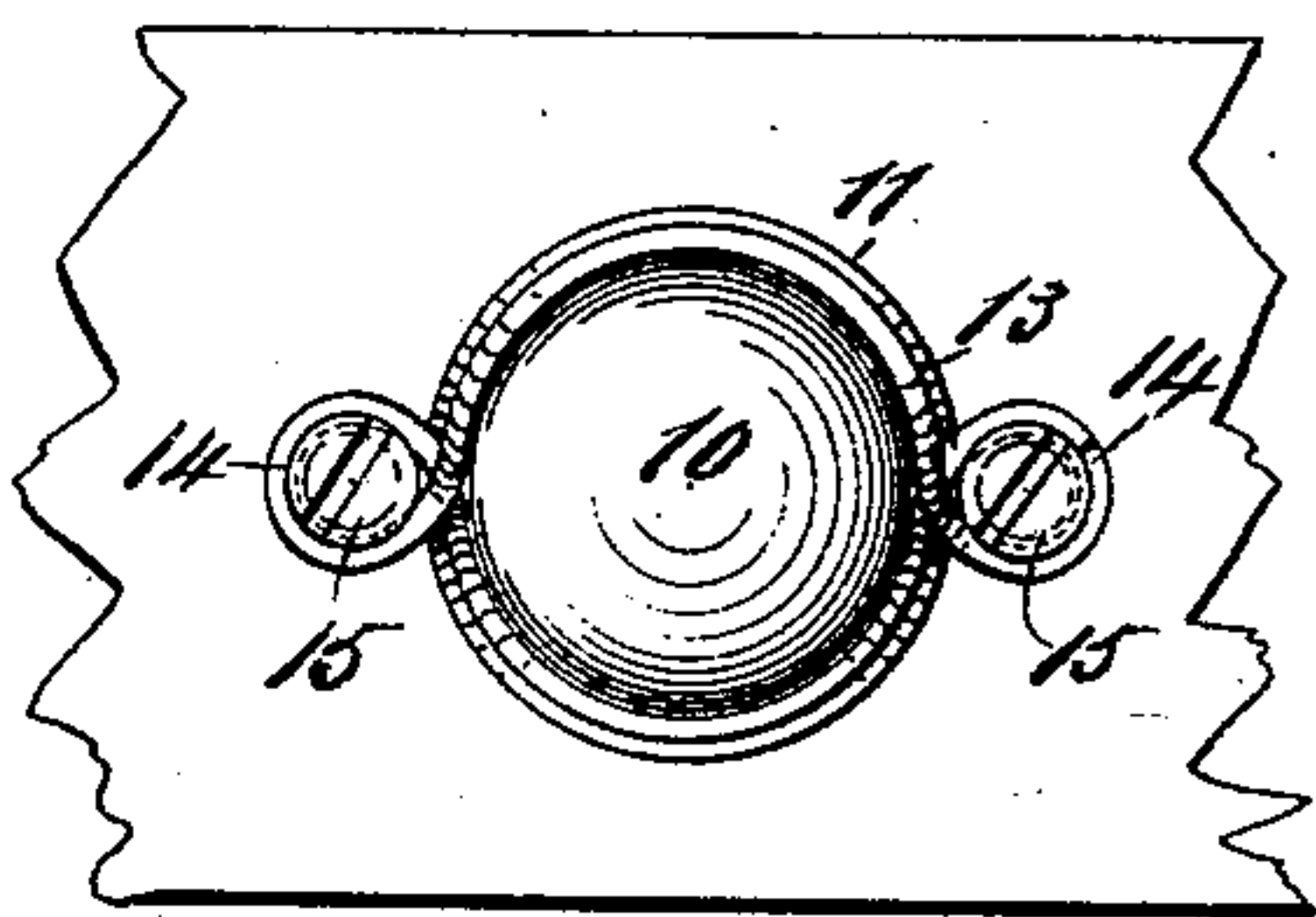


Fig. 2

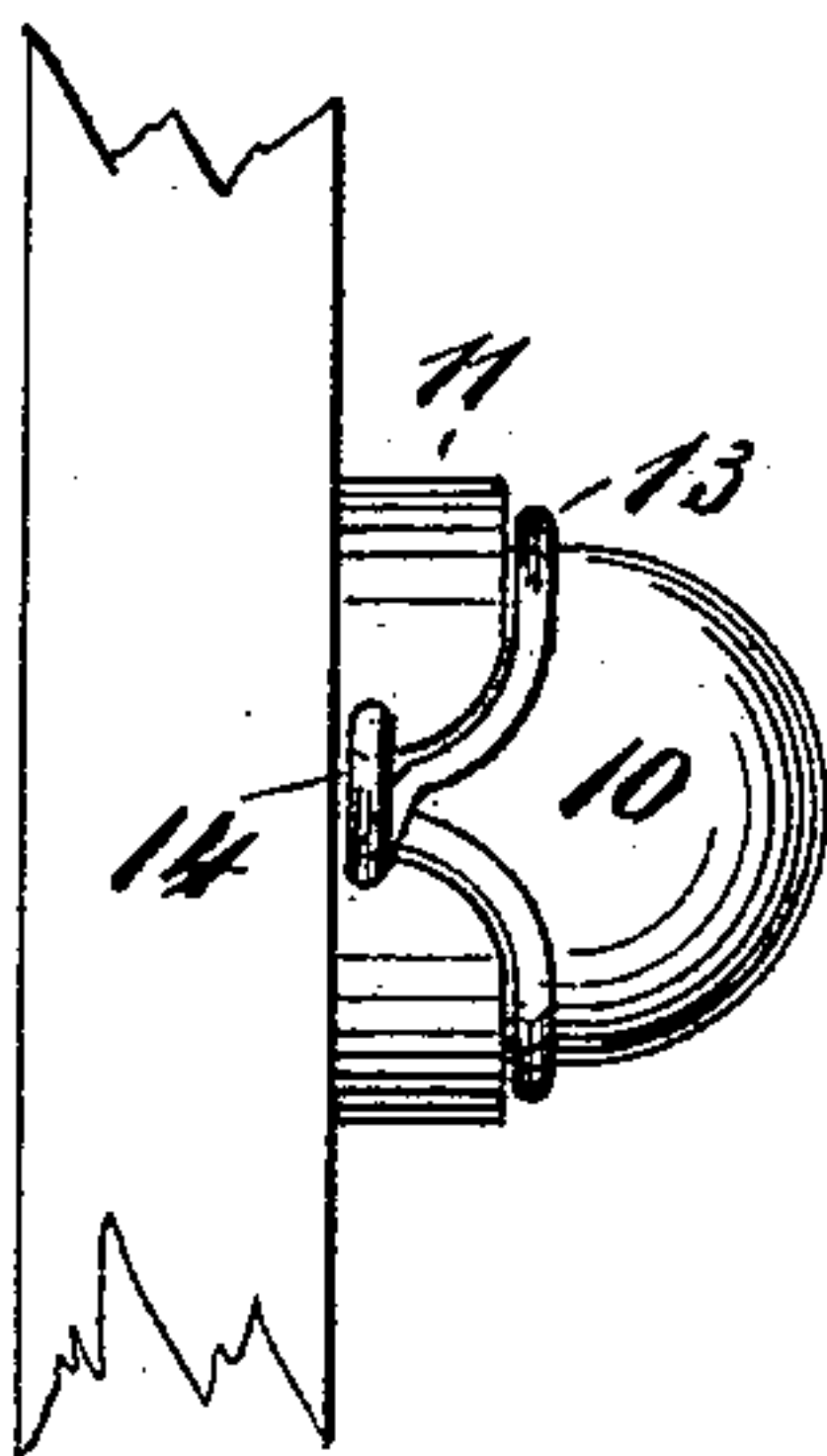


Fig. 3

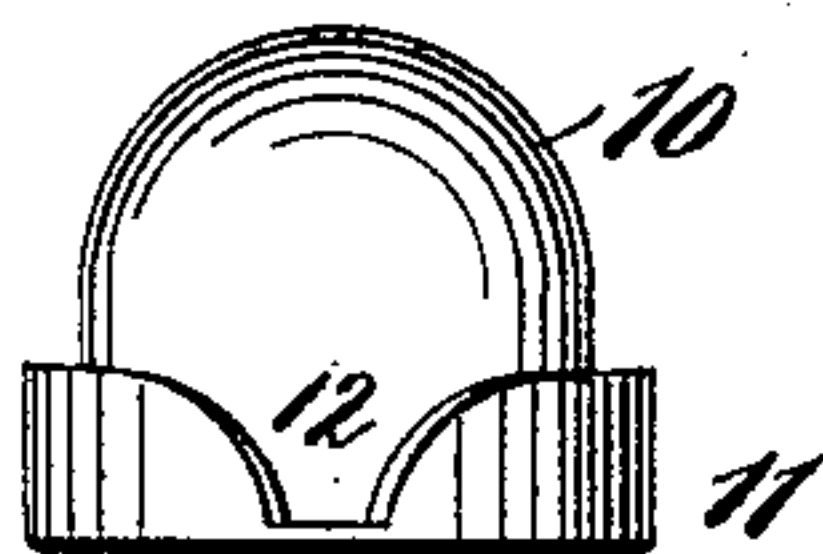


Fig. 4



WITNESSES:

Francis McArdle.

C. Sedgwick

INVENTOR:

R. S. Robbins

A. H. Broad

BY

Munn & Co

ATTORNEYS.

UNITED STATES PATENT OFFICE.

ROLDIN S. ROBBINS, OF SAN FRANCISCO, AND ALPHONZO H. BROAD, OF
BERKELEY, CALIFORNIA.

WALL-PROTECTOR.

SPECIFICATION forming part of Letters Patent No. 389,979, dated September 25, 1888.

Application filed December 20, 1887. Serial No. 258,423. (No model.)

To all whom it may concern:

Be it known that we, ROLDIN S. ROBBINS, of San Francisco, in the county of San Francisco and State of California, and ALPHONZO H. BROAD, of Berkeley, in the county of Alameda and State of California, have invented a new and Improved Wall-Protector, of which the following is a full, clear, and exact description.

10 This invention relates to an exceedingly simple, cheap, and durable attachment for furniture, the object of the invention being to prevent the defacing of the wall against which the furniture is likely to abut, and at the same
15 time to protect the furniture itself.

To these ends the invention consists, essentially, of an elastic button formed with a surrounding flange, upon opposite sides of which there are nicks or recesses, the same being arranged for use in connection with a retaining
20 band or wire, as will be hereinafter more fully explained, and specifically pointed out in the claim.

Reference is to be had to the accompanying
25 drawings, forming a part of this specification, in which similar figures of reference indicate corresponding parts in all the views.

Figure 1 is a face view of our improved wall-protector, representing the same as it appears
30 when attached to an article of furniture. Fig. 2 is a side view of the same. Fig. 3 is a side view of the elastic button removed from its holder, and Fig. 4 is a view of the band or button-holder.

35 In constructing the article forming the sub-

ject-matter of this application, we provide a knob or button, 10, that is formed with a surrounding flange, 11, in which there are recesses 12. In connection with this knob or
40 button 10 we employ a wire retaining-band, 13, that is formed by bending a wire so that it will fit closely about the main body of the knob and against the flange 11, eyes 14 being formed at opposite sides, and the wire being
45 bent down to fit within the recesses 12 of the button or knob.

In attaching this protector to the article in connection with which it is to be employed, screws or rivets, as 15, are passed through
50 eyes 14, and the device thereby secured to the article of furniture, to the contour of which it will conform, owing to the elastic nature of the knob itself and to the elastic nature of the retaining attachment.

Having thus fully described our invention,
55 we claim as new and desire to secure by Letters Patent—

An improved wall-protector, consisting of the elastic knob 10, formed with a surrounding flange, 11, having recesses 12 at opposite
60 sides, and the fastening-wire 13, bent to fit closely around the knob and against the flange and within the recesses thereof, and provided with eyes 14 at opposite sides, substantially as herein shown and described.

ROLDIN S. ROBBINS.

ALPHONZO H. BROAD.

Witnesses:

A. B. MERRILL,

GEO. W. BAXLEY.