

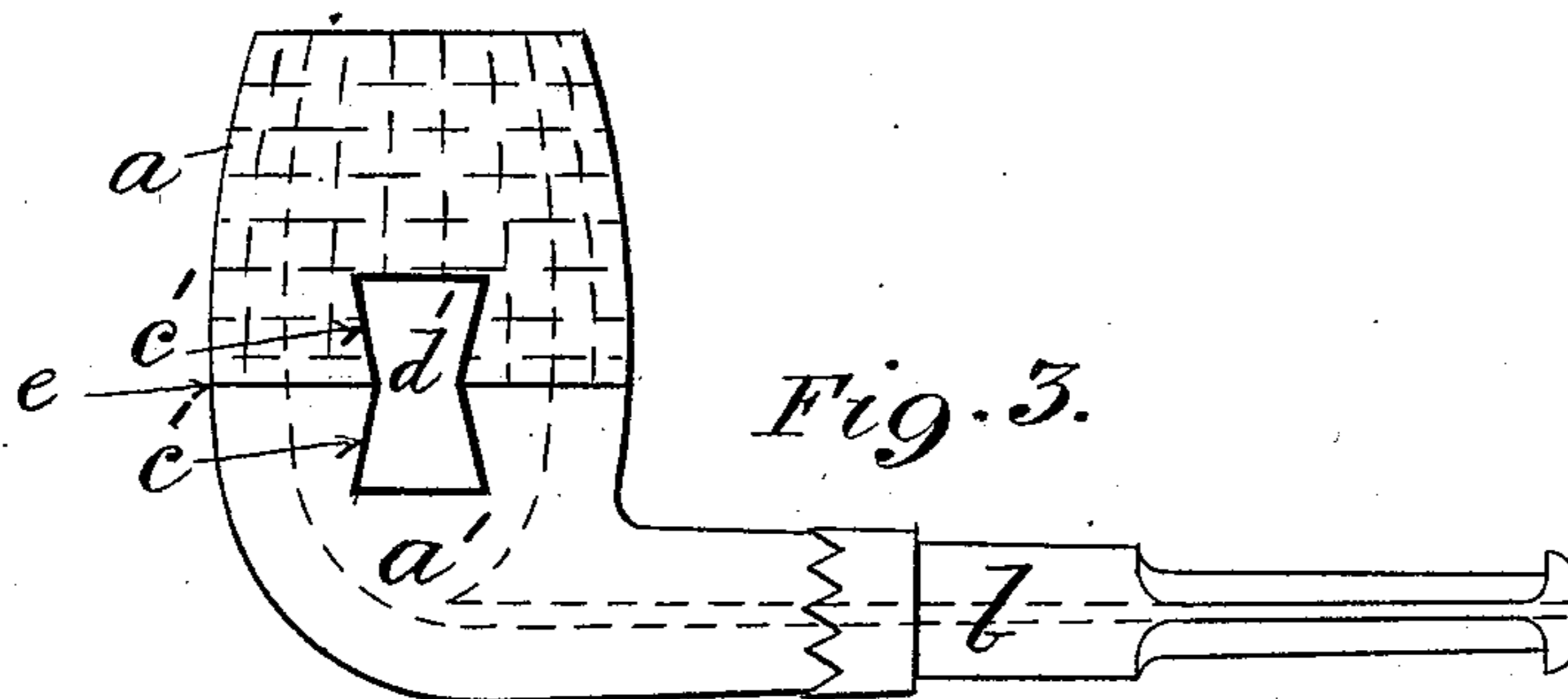
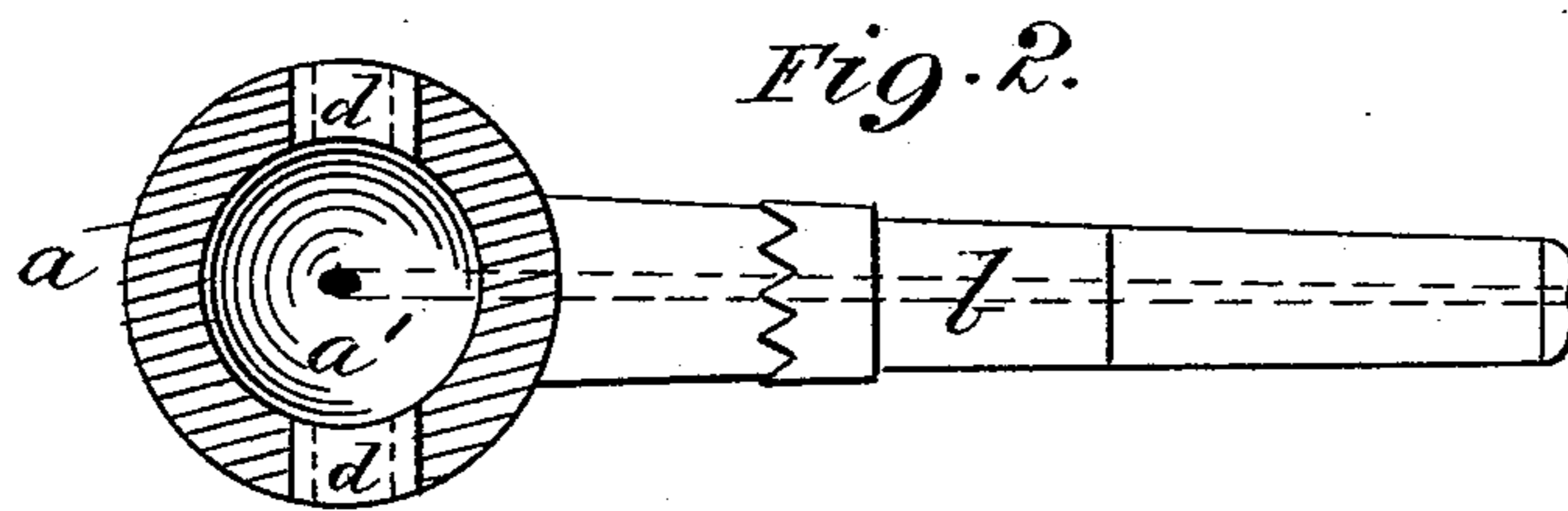
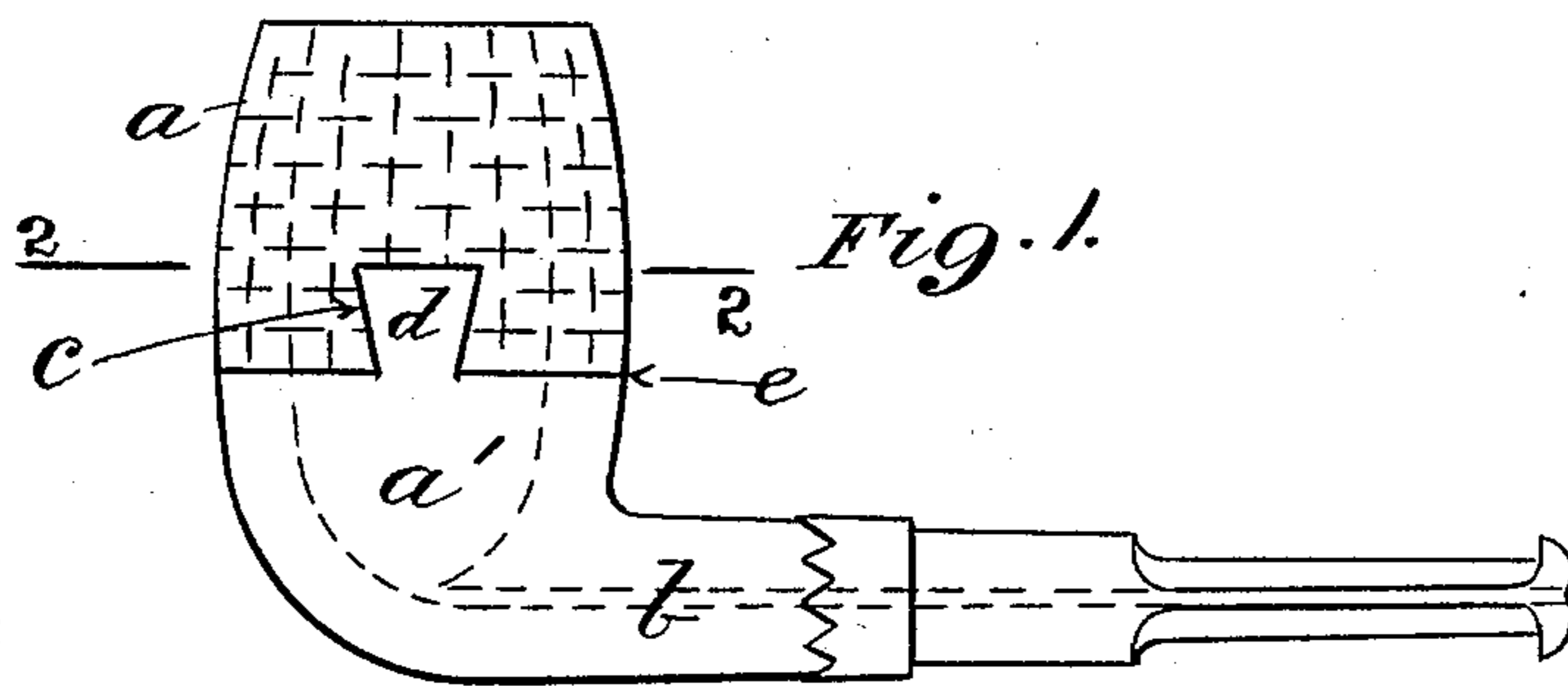
(No Model.)

S. HIRSCHL.

TOBACCO PIPE.

No. 389,889.

Patented Sept. 25, 1888.



WITNESSES  
*J. K. Hunsby*  
*S. L. Schneider*

INVENTOR  
*Solomon Hirschl*  
*Paue Bakerell*  
*his attorney*

# UNITED STATES PATENT OFFICE.

SOLOMON HIRSCHL, OF ST. LOUIS, MISSOURI.

## TOBACCO-PIPE.

SPECIFICATION forming part of Letters Patent No. 389,889, dated September 25, 1888.

Application filed June 23, 1888. Serial No. 277,974. (No model.)

*To all whom it may concern:*

Be it known that I, SOLOMON HIRSCHL, a citizen of the United States, residing at the city of St. Louis, State of Missouri, have invented a certain new and useful Improvement in Corncob Tobacco-Pipes, of which the following is a full, clear, and exact description.

My invention relates to an improvement in corncob tobacco-pipes, and has for its object to enable that part of the pipe which forms the lower part of the bowl to be worked and finished independently of the upper part of the bowl, it being difficult, if not impossible, to give the lower part of the pipe-bowl when made wholly of corncob, a rounded or ornamental shape at its base; and a further object is to enable the pipe to be taken apart for cleaning or renewal of the bowl.

It consists in a pipe-bowl formed in two pieces, the upper portion being made of corncob and tubular in form and provided with dovetailed mortises upon its lower end, while the lower portion of the bowl is made of any suitable material other than corncob, preferably wood, and is provided with upwardly-extending dovetailed tenons upon each of its two sides which engage with the mortises in the upper portion of the bowl.

In the accompanying drawings, Figure 1 represents a side elevation of my improved tobacco-pipe; Fig. 2, a sectional plan thereof on line 2 2 in Fig. 1, and Fig. 3 a side elevation of a modification of my invention.

Like letters of reference denote like parts in all the figures.

*a* represents the upper and principal portion of the pipe-bowl, made of corncob separate from the lower portion, *a'*, of the bowl, which is made of wood or other material and carried

by the stem *b* in the ordinary manner. In and transversely through the lower edge of the corncob portion *a* of the bowl are formed dovetail notches or mortises *c*, which, when the corncob portion *a* is adjusted to its proper position on the bottom portions, *a'*, of the bowl, fit over and are locked by corresponding dovetail projections or tenons *d* on the upper edge of the bottom portion, *a'*, of the bowl, whereby the two portions *a a'* are securely held together and rendered air-tight at their fastenings and joint *e* by any suitable cement.

In Fig. 3 both the lower edge of the corncob portion *a* and the upper edge of the lower portion, *a'*, of the bowl are formed with mortises *c'*, for receiving the double tenons *d'* in lieu of the single mortises and tenons described and shown in Fig. 1.

On loosening the cement between the two portions *a a'* of the pipe-bowl the upper portion, *a*, can be removed at pleasure for cleaning the pipe or renewing the parts, as required.

I claim—

The pipe-bowl described, consisting of the base portion *a'*, having upwardly - extending dovetailed tenons upon each of its two sides, and an upper removable tubular portion, *a*, composed of corncob and provided with dovetailed mortises upon its lower end at each side and fitted to the tenons, as set forth.

In testimony whereof I affix my signature, in presence of two witnesses, this 15th day of June, 1888.

SOLOMON HIRSCHL.

Witnesses:

S. L. SCHRADER,  
PAUL BAKEWELL.