

(No Model.)

2 Sheets—Sheet 1.

J. W. HUNTER & J. A. MACKAY.

COMBINED PIN OR MATCH BOX AND ADVERTISING CARD.

No. 389,814.

Patented Sept. 18, 1888.

FIG. 3

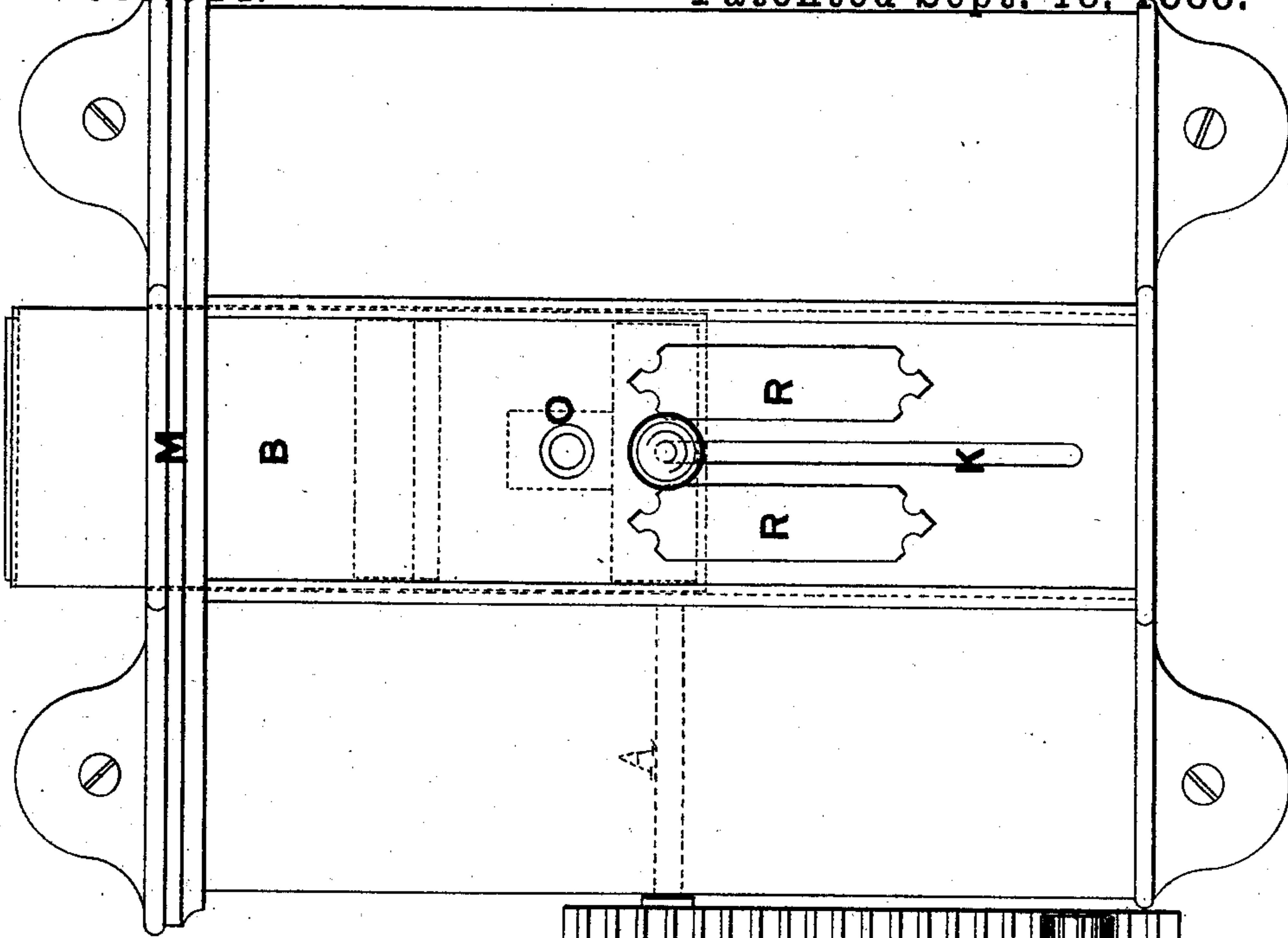


FIG. 2

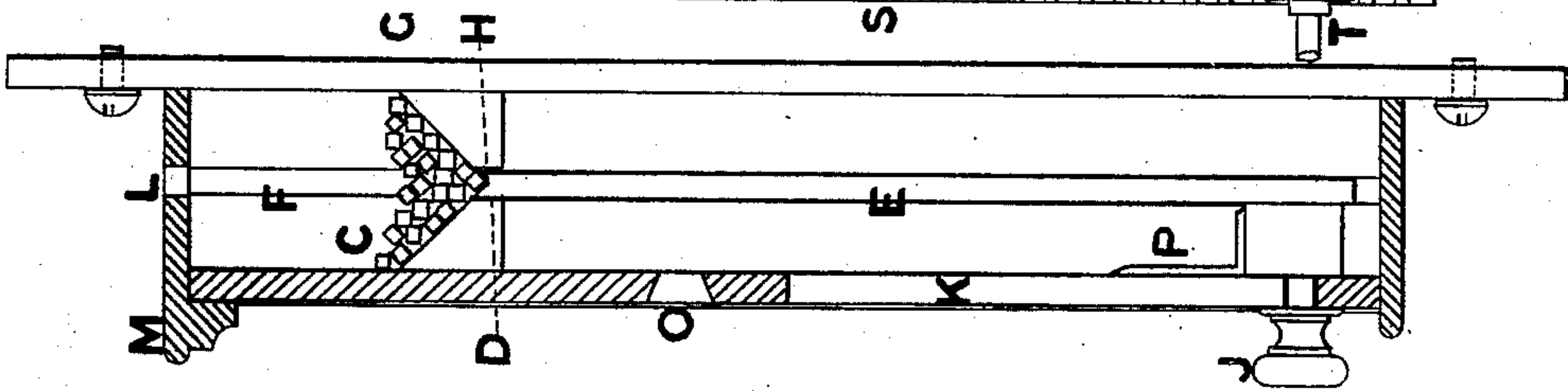
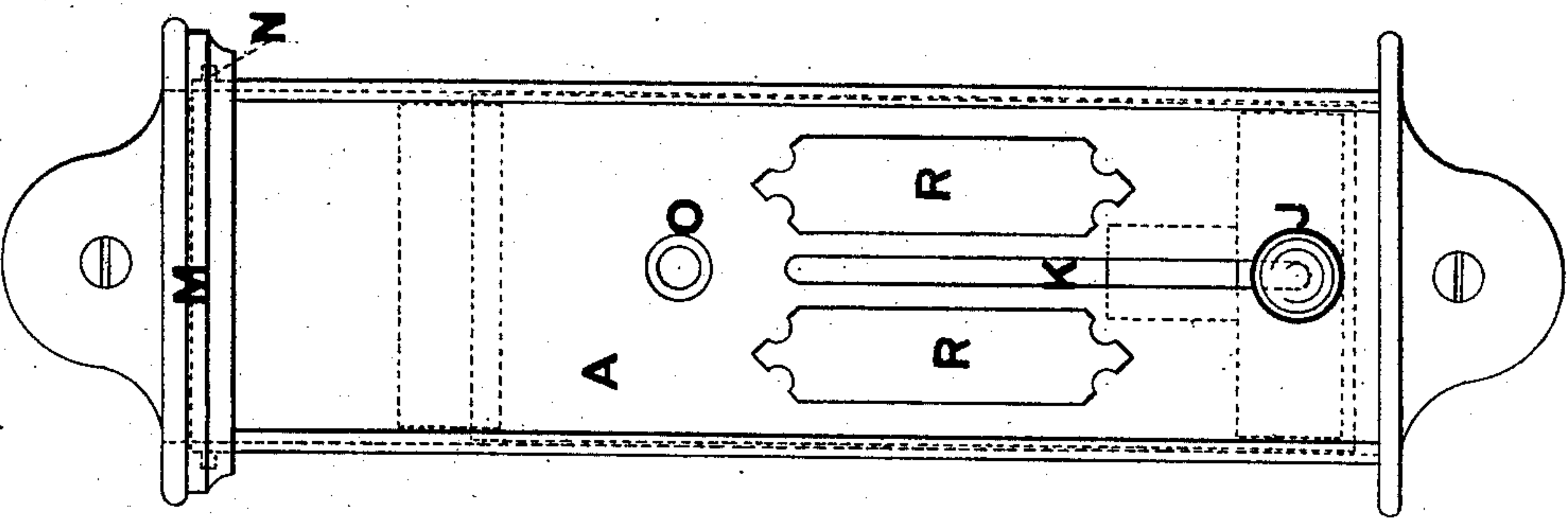


FIG. 1



Witnessed John E. Walsh.

A. Edison

Inventors

J. W. Hunter  
J. A. Mackay

(No Model.)

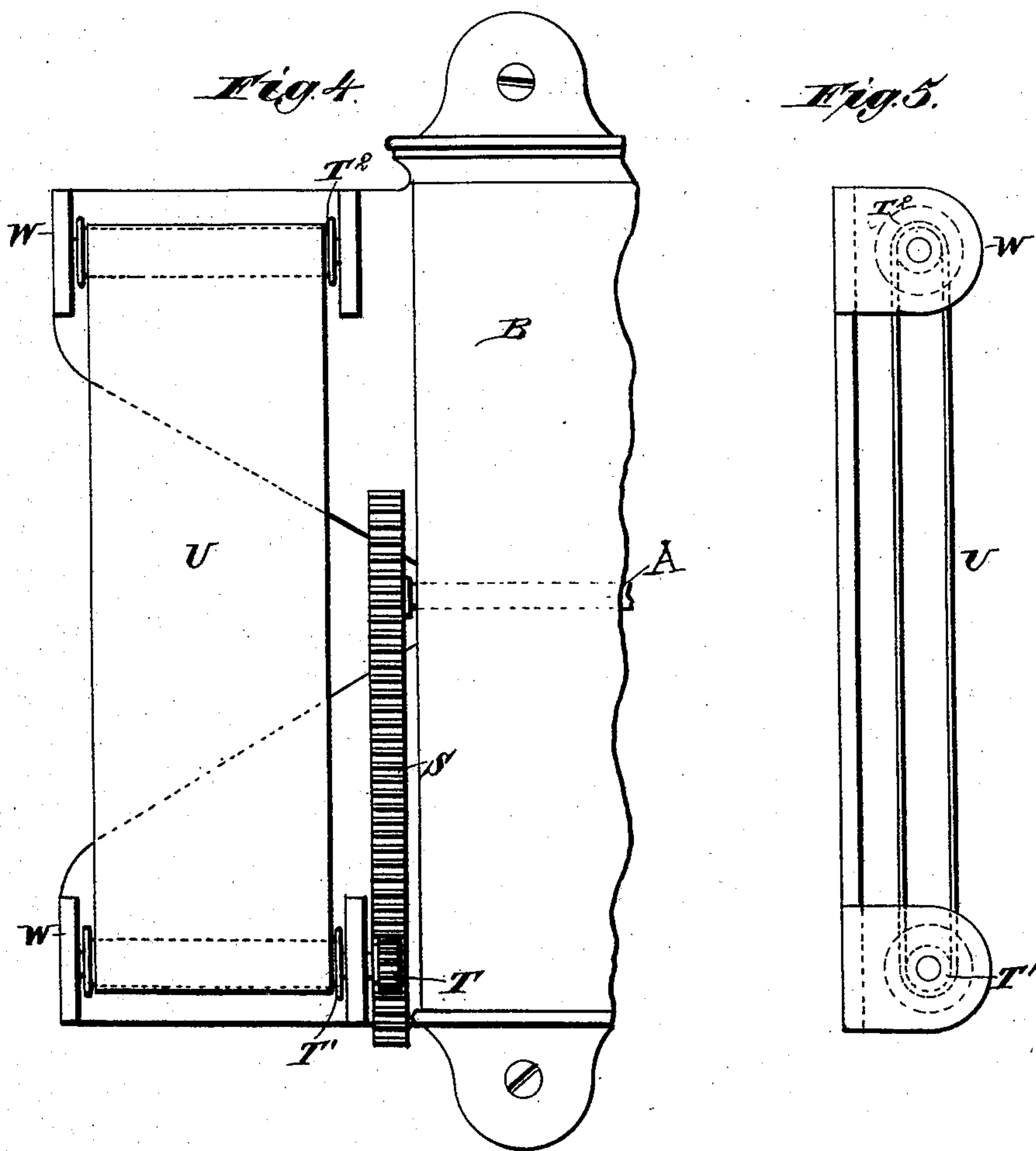
2 Sheets—Sheet 2.

J. W. HUNTER & J. A. MACKAY.

COMBINED PIN OR MATCH BOX AND ADVERTISING CARD.

No. 389,814.

Patented Sept. 18, 1888.



Witnesses.  
*Robert Emmett.*  
*Geo. H. Rea.*

Inventors.  
*J. W. Hunter.*  
*J. A. Mackay.*  
By *James L. Norris.*  
*Atty.*



# UNITED STATES PATENT OFFICE.

JOSEPH W. HUNTER AND JOHN A. MACKAY, OF LEEDS, COUNTY OF YORK,  
ENGLAND.

## COMBINED PIN OR MATCH BOX AND ADVERTISING-CARD.

SPECIFICATION forming part of Letters Patent No. 389,814, dated September 18, 1888.

Application filed January 14, 1888. Serial No. 260,793. (No model.) Patented in England July 5, 1887, No. 9,509.

*To all whom it may concern:*

Be it known that we, JOSEPH WEIR HUNTER, oil-merchant, and JOHN ANGUS MACKAY, warehouseman, subjects of the Queen of Great Britain, both residing at Leeds, in the county of York, England, have invented new and useful Improvements in Combined Pin or Match Box and Advertising Card, (for which we have obtained a patent in Great Britain dated July 5, 1887, No. 9,509,) of which the following is a specification.

This invention has for its object to provide a novel match-box with an advertising-sheet, which is moved each time a match is ejected from the box; and to such end the invention consists in the combination of devices herein-after described and claimed, reference being made to the accompanying drawings, in which—

Figure 1 is a front elevation of improved match or pin box to be used also as an advertising medium. Fig. 2 is a view, partly in section and partly in elevation, of the device shown in Fig. 1. Fig. 3 is a front elevation of match or pin box enlarged to show more advertising space, and showing rack for operating a pinion-wheel to give motion to any required advertising medium. Fig. 4 is a front elevation of the endless advertising-sheet and gearing for operating the same. Fig. 5 is a side view of the advertising-sheet and the arms for supporting the same.

For inside use we employ a small box, A, and for outside a larger box—such as B—of convenient size and made preferably of wood. The box is fixed against the wall or placed in any suitable position and provided with a hopper, C, having at its bottom a narrow slot or opening, D, in which is a vertical slide, E, which is fitted in a vertical groove, F, so as to move freely up and down within the hopper. The hopper is supplied with pins or matches G. The top edge, H, of the slide E is recessed or made hollow, so as to hold only one match or pin at a time. When the slide E is at the bottom of its groove, the recess is in the bottom of the V of the hopper C, and so receives a match or pin in its recess. By

lifting the knob J of the slide E in the slot K the slide is raised, carrying the match through the narrow slot L in the lid M of the box, delivers it to the operator, and exposes an advertisement upon the top part of the slide, which he cannot fail to read. On releasing the knob of the slide it drops to the bottom.

The top of the box is made either to hinge or to slide on and off by groove N and pins in any convenient manner; or it may slide or hinge at the front sides or back, as found convenient, to facilitate the renewal or removal of the matches. A hole, O, may be made near the slot K, in which the knob of the slide works, and a cutter, P, be attached to the slide to act as a cigar-cutter when the slide is moved.

Striking-plates—such as R—may be fixed on the box, and the rest of the box made ornamental, or used to display advertisements, or coated with luminous paint, so as to show in the dark.

The boxes can be fixed to the wall in any suitable position by screws or other means, or they may stand on their base.

These boxes are specially useful in hotels and clubs, as well as in private houses, and by their use large quantities of matches can be saved. They are also a safeguard against fire, as with their use there is no danger of matches being dropped or lying about on the floor.

A is an arm extending from the slide E, and S a rack-bar attached thereto and gearing with a small pinion-wheel, T, on a shaft for operating an endless sheet, U, on which are a series of advertisements, which will be displayed in turn as the slide is raised or lowered. This endless sheet is supported on the shafts T' and T<sup>2</sup>, which are journaled in arms W, extending out from the body of the box A. It will be seen that when the slide is moved upward the connected rack will move in the same direction, operating the gear T, which in turn, through the shaft T', operates the endless advertising-sheet.

What we claim is—

The combination of a box having a slotted cover, a hopper located in said box beneath

said cover, a vertically-movable slide adapted to be moved through said hopper and cover, a rack carried by said slide, a pinion engaging said rack, and rollers carrying an endless  
5 advertising-sheet, one of said rollers being on the pinion-shaft, whereby the vertical movement of the slide will actuate the rollers to display a series of advertisements on the endless sheet, substantially as described.

In testimony whereof we affix our signatures in presence of two witnesses.

J. W. HUNTER.  
J. A. MACKAY.

Witnesses:

JOHN E. WALSH,  
*Patent Agent, Royal Exchange, Leeds.*  
A. EDDISON,  
*Clerk, Royal Exchange, Leeds.*