

(No Model.)

J. E. HALE.

CANE.

No. 389,806.

Patented Sept. 18, 1888.

Fig. 1.

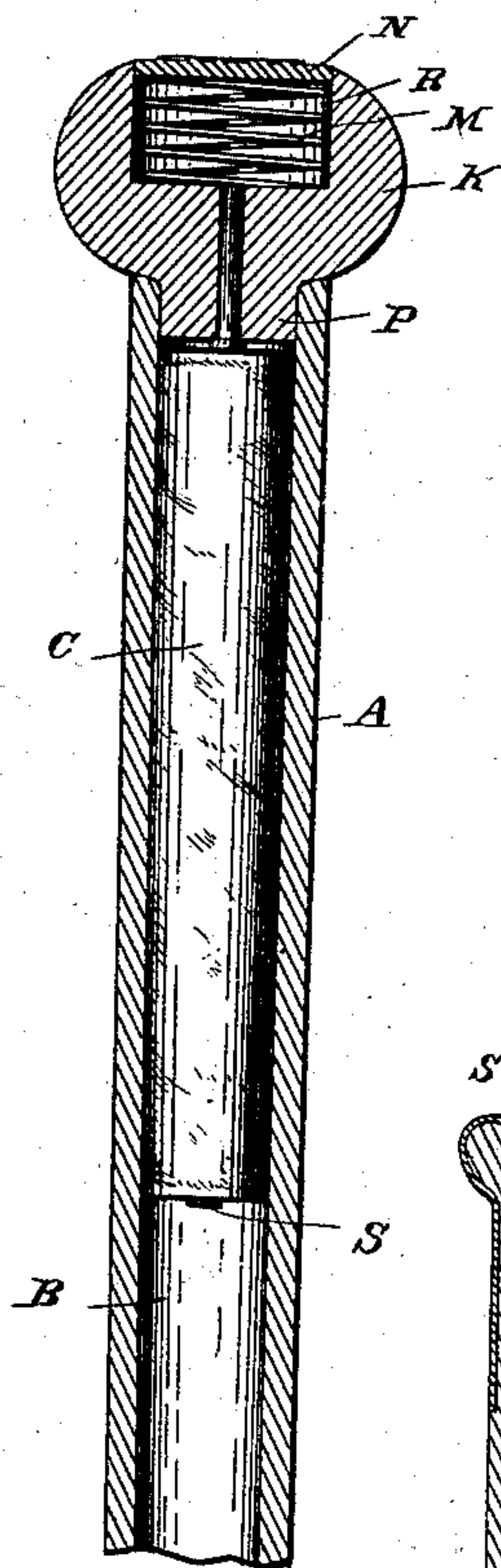


Fig. 2.

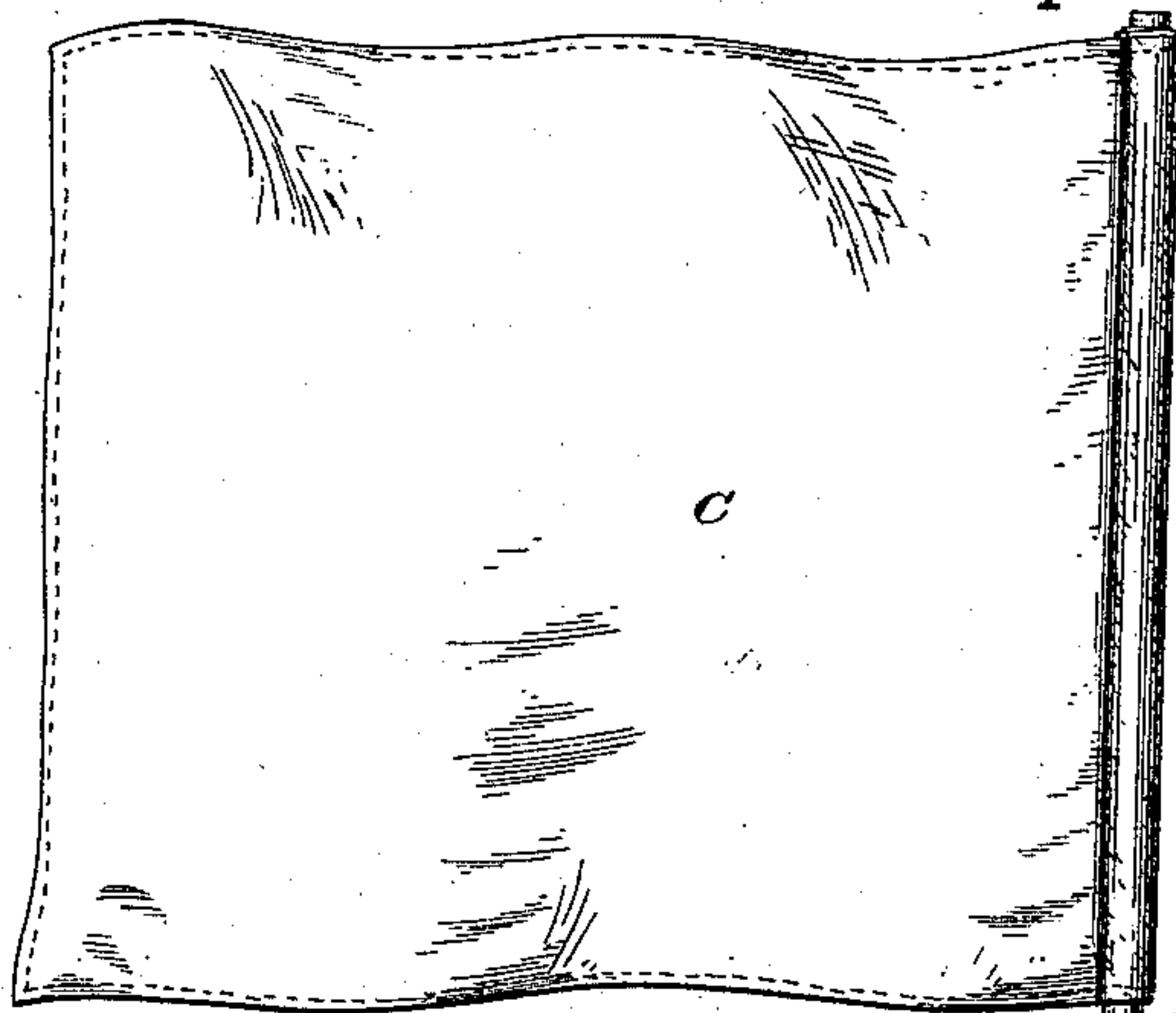
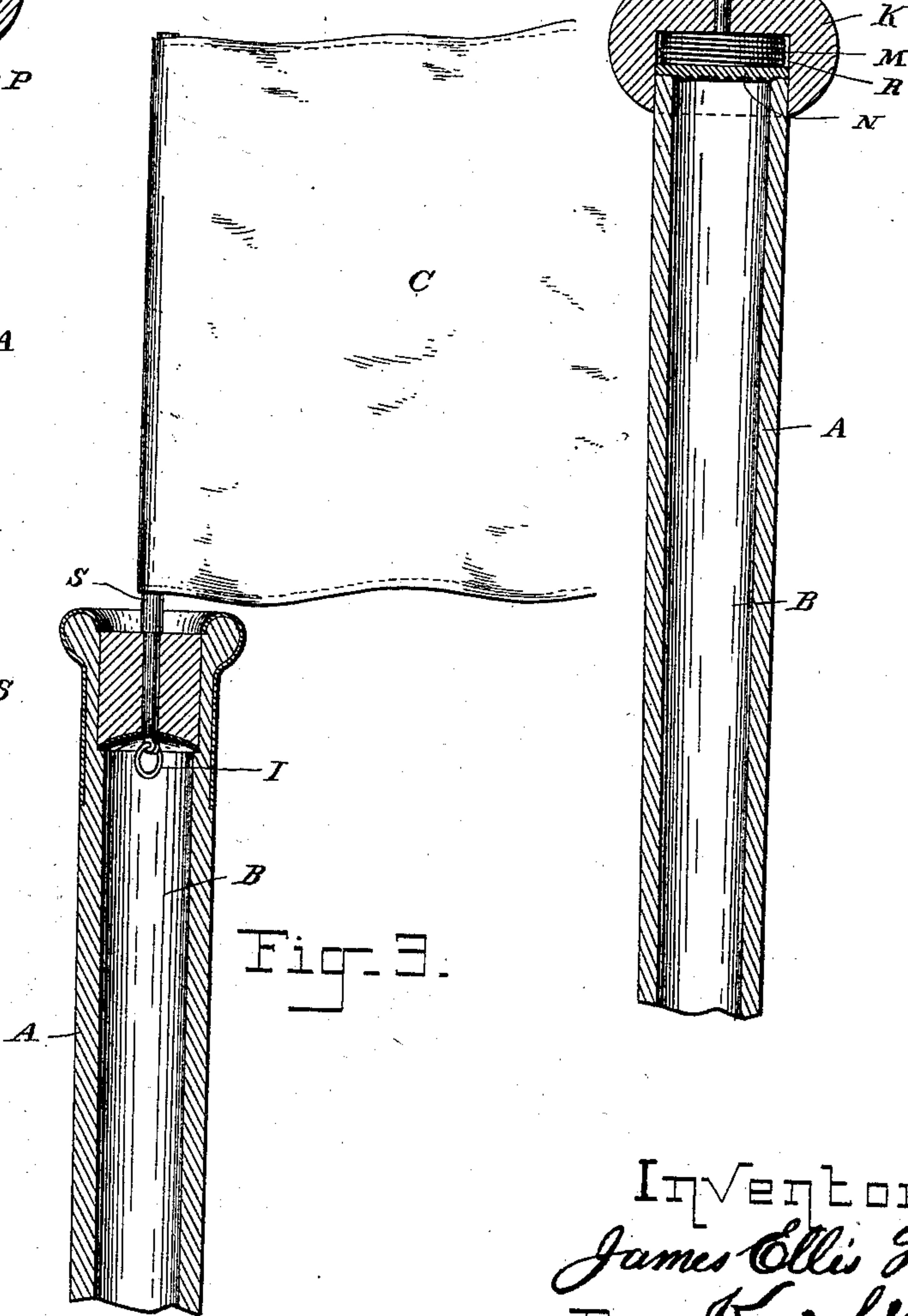


Fig. 3.



Witnesses.

John F. Nelson
Lillian Hanna

Inventor
James Ellis Hale
By *Knight Bros*
Attorneys.

UNITED STATES PATENT OFFICE.

JAMES E. HALE, OF PLAINFIELD, NEW JERSEY, ASSIGNOR OF ONE-HALF TO
PETER T. BARLOW, OF NEW YORK, N. Y.

CANE.

SPECIFICATION forming part of Letters Patent No. 389,806, dated September 18, 1888.

Application filed June 27, 1888. Serial No. 278,326. (No model.)

To all whom it may concern:

Be it known that I, JAMES ELLIS HALE, a citizen of the United States, residing at Plainfield, county of Union, and State of New Jersey, have invented certain new and useful Improvements in Canes, of which the following is a specification.

This invention relates to a cane, the said cane being hollow and having means for withdrawing a handkerchief, flag, or banner which is concealed within it, and which after it is withdrawn may be easily attached to the cane, thereby forming a standard.

Referring to the accompanying drawings, which form a part of this specification, Figure 1 is a longitudinal section of a combined cane and flag, showing the flag folded. Fig. 2 is a longitudinal section showing the flag displayed. Fig. 3 is a modified form.

In the drawings, A is a cane or stick, formed of any suitable material, having an opening, B, extending from the top down as far as may be desired. This opening or hollow portion B constitutes a chamber for the reception of the handkerchief or banner C, as shown in Fig. 1.

The cane is provided with a knob or handle, K, constituted so as to be easily removable. This knob or handle is provided with a plug, P, which extends inwardly therefrom and fits into the hollow portion of the cane. The parts are made so that they will be retained together by means of friction, as shown in Fig. 1. The knob or handle is further provided with a staff or rod, S, which is attached to the end of the plug P, and which serves as a means for attaching the flag or bandana C, as shown in Fig. 2. The flag or bandana is also rolled around the staff S, when the former is stored away within the cane. In the upper part of the knob or handle I form a recess, R, which is provided with a movable cover or button, N. Beneath this cover and

within the recess R, I place a spring, M, which normally supports the said cover or button, as shown in Fig. 1. When the staff to which is attached the flag is withdrawn, the position of the knob or handle is reversed, and the cane is pressed up into the recess or receptacle R, the spring retreating to make way for the cane.

Fig. 2 shows the flag or bandana withdrawn from the cane and in the form of a standard, the knob or handle being thrust over the top of the cane, the staff S forming a continuation of the cane, and both together constituting a pole for the flag. This construction is further modified in Fig. 3 by simply using a plug instead of a removable knob or handle and providing this plug with a small ring, I.

Having thus described my invention, what I claim as new therein, and desire to secure by Letters Patent, is—

1. In combination with a hollow cane, a knob, handle, or plug removably attached to said cane and provided with a staff on which is mounted a flag or bandana, substantially as shown and described.

2. In combination with a hollow cane, a knob or handle removably attached to the said cane and provided with a staff to which is attached a flag or bandana, the said knob also having a recess in the top and a compressible button or cover, all constructed substantially as and for the purposes set forth.

3. In combination with a hollow cane, a removable knob or handle provided with a receptacle in the top, a compressible button or cover, and a spring, with a staff extending inwardly from the knob or handle and provided with a flag or bandana, substantially as and for the purposes set forth.

JAS. E. HALE.

Witnesses:

WM. SCHNEIDER,
GEORGE S. BELL.