

(No Model.)

H. GROSS.
HEART SHIELD.

No. 389,745.

Patented Sept. 18, 1888.

Fig. 1.

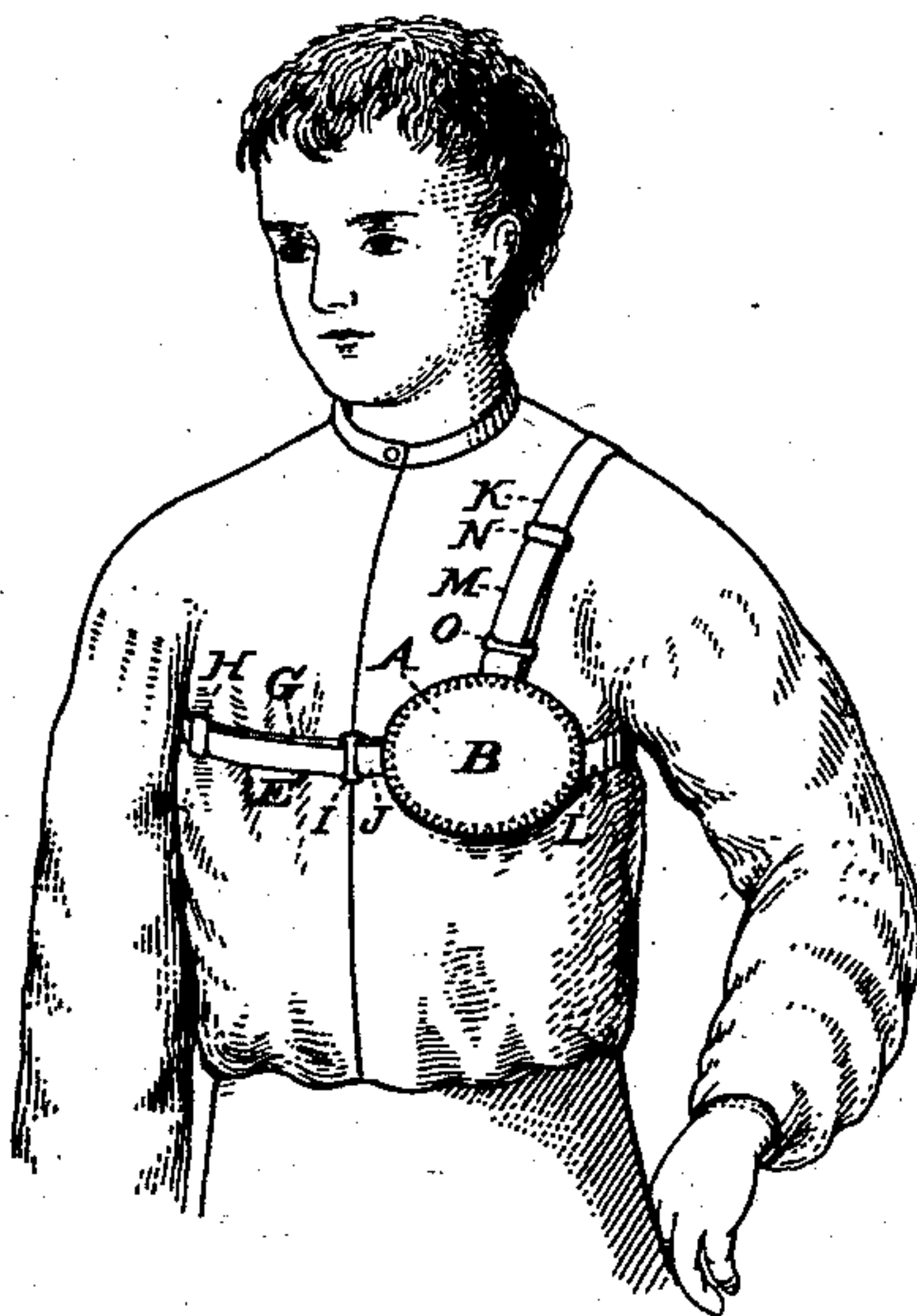


Fig. 2.

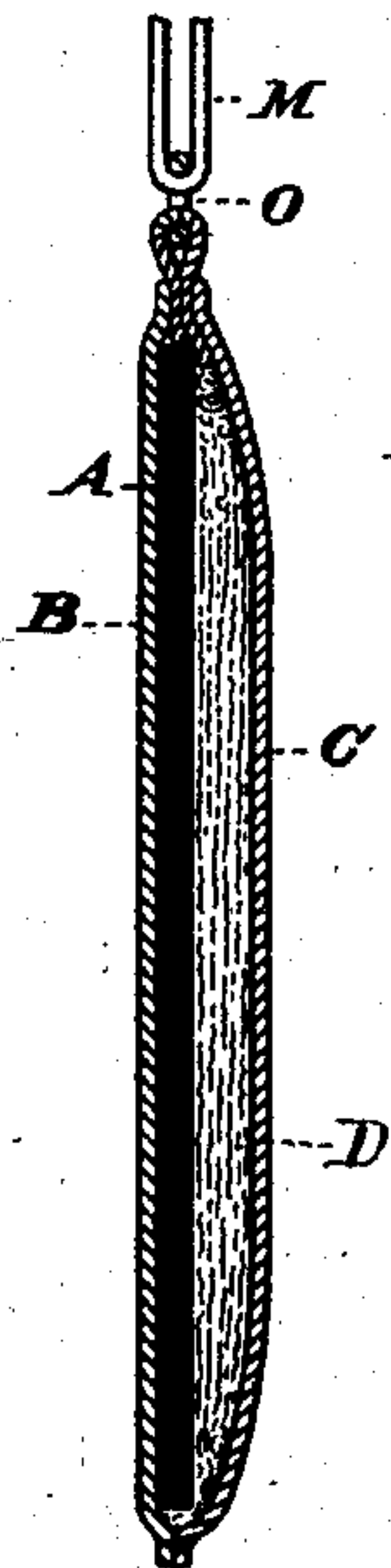
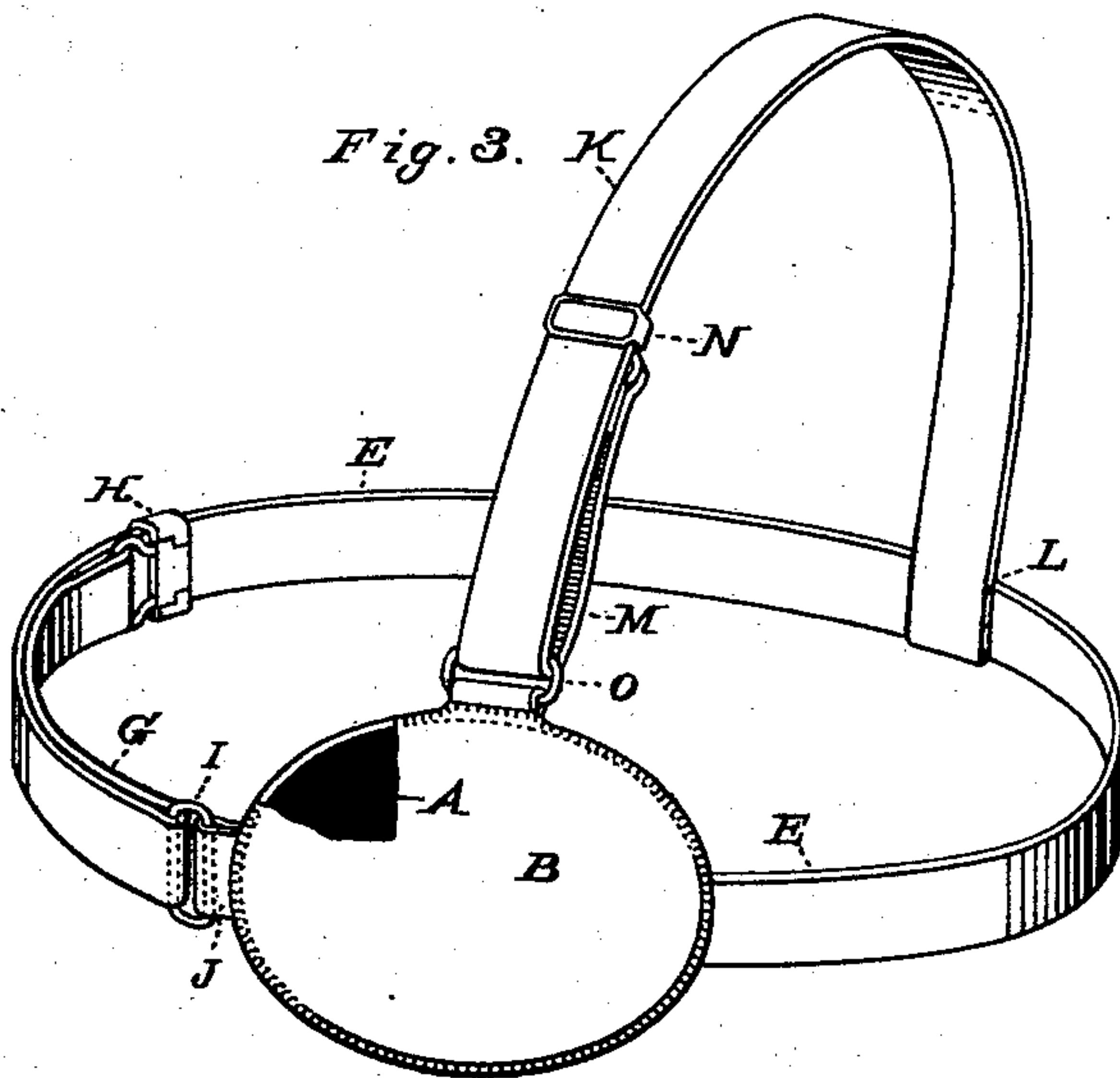


Fig. 3.



WITNESSES

Villette Anderson.
C. R. Ferguson.

INVENTOR

Harry Gross.
E. W. Anderson
Attorney

UNITED STATES PATENT OFFICE.

HARRY GROSS, OF PHILADELPHIA, PENNSYLVANIA.

HEART-SHIELD.

SPECIFICATION forming part of Letters Patent No. 389,745, dated September 18, 1888.

Application filed March 20, 1888. Serial No. 267,860. (No model.)

To all whom it may concern:

Be it known that I, HARRY GROSS, a citizen of the United States, and a resident of Philadelphia, in the county of Philadelphia and State of Pennsylvania, have invented certain new and useful Improvements in Heart-Shields; and I do declare the following to be a full, clear, and exact description of the invention, such as will enable others skilled in the art to which it appertains to make and use the same, reference being had to the accompanying drawings, and to letters or figures of reference marked thereon, which form a part of this specification.

Figure 1 of the drawings is a representation of this invention and is a perspective view. Fig. 2 is a vertical section through the shield. Fig. 3 is a perspective view.

The invention relates to improvements in heart-protectors or devices for protecting police officers from bullets; and it consists in the construction and novel combination of parts, as hereinafter set forth.

The device is designed particularly to be placed underneath the vest and coat over the heart, to protect that member from bullets generally aimed at a policeman's badge or shield worn on the side over the heart, and which, owing to its polished surface, is easily seen from a distance.

Referring to the drawings, A designates the oval metal protector, having the outer covering, B, of leather or other suitable material, and the back covering, C. A soft packing, D, is placed between the metal and the covering C, as shown, which prevents the wearer from

coming in direct contact with the unyielding surface of the metal. The coverings B and C are secured together around the edges by sewing or otherwise.

E is a band rigidly attached at one end, F, to the covering material, and having its opposite end formed into a loop, G, provided with an adjusting-buckle, H. The loop G passes through the metal loop I, which is secured to the covering material by a short strap, J.

The band E is designed to pass around the body, and the band K is provided to pass over the left shoulder. The band K is secured to the band E by sewing, as at L, and its opposite looped end, M, having the adjusting-buckle N, passes through the metal loop O, which is attached centrally at the top edge of the covering material similar to the loop I.

Having described my invention, what I claim is—

In a bullet-proof heart-protector, the combination of the oval metal plate, the coverings secured together around the edge of the plate, the soft packing D, between the plate and the covering C, the band E, attached at one end to the covering material and having the loop end, and the shoulder-band K, secured at one end to the band E and having the loop end and the buckle and the loops I and O, substantially as specified.

In testimony whereof I affix my signature in presence of two witnesses.

HARRY GROSS.

Witnesses:

FRANK M. BNAE,
THEO. S. BRANSBY.