

(No Model.)

D. R. LAKIN.

RIDING SADDLE.

No. 389,659.

Patented Sept. 18, 1888.

Fig 1

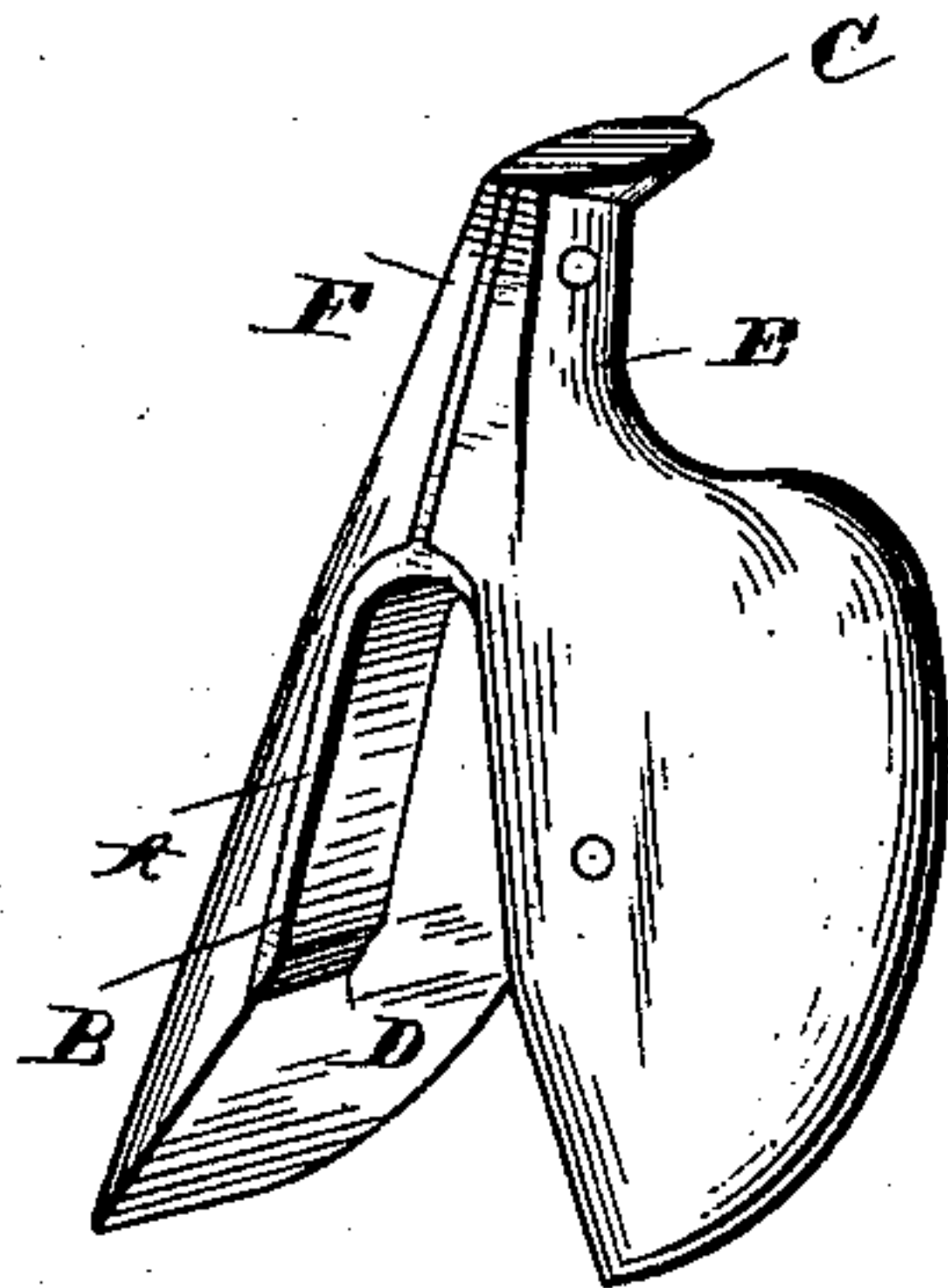


Fig 2

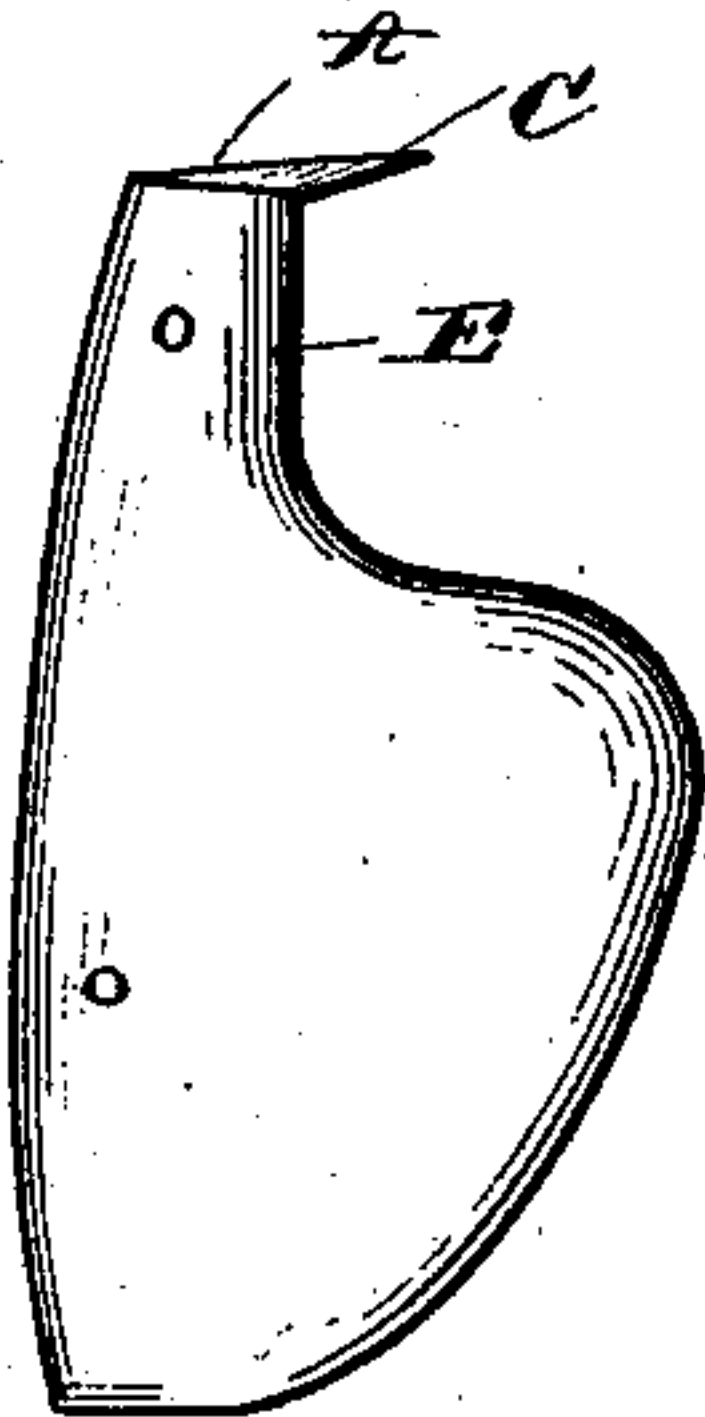
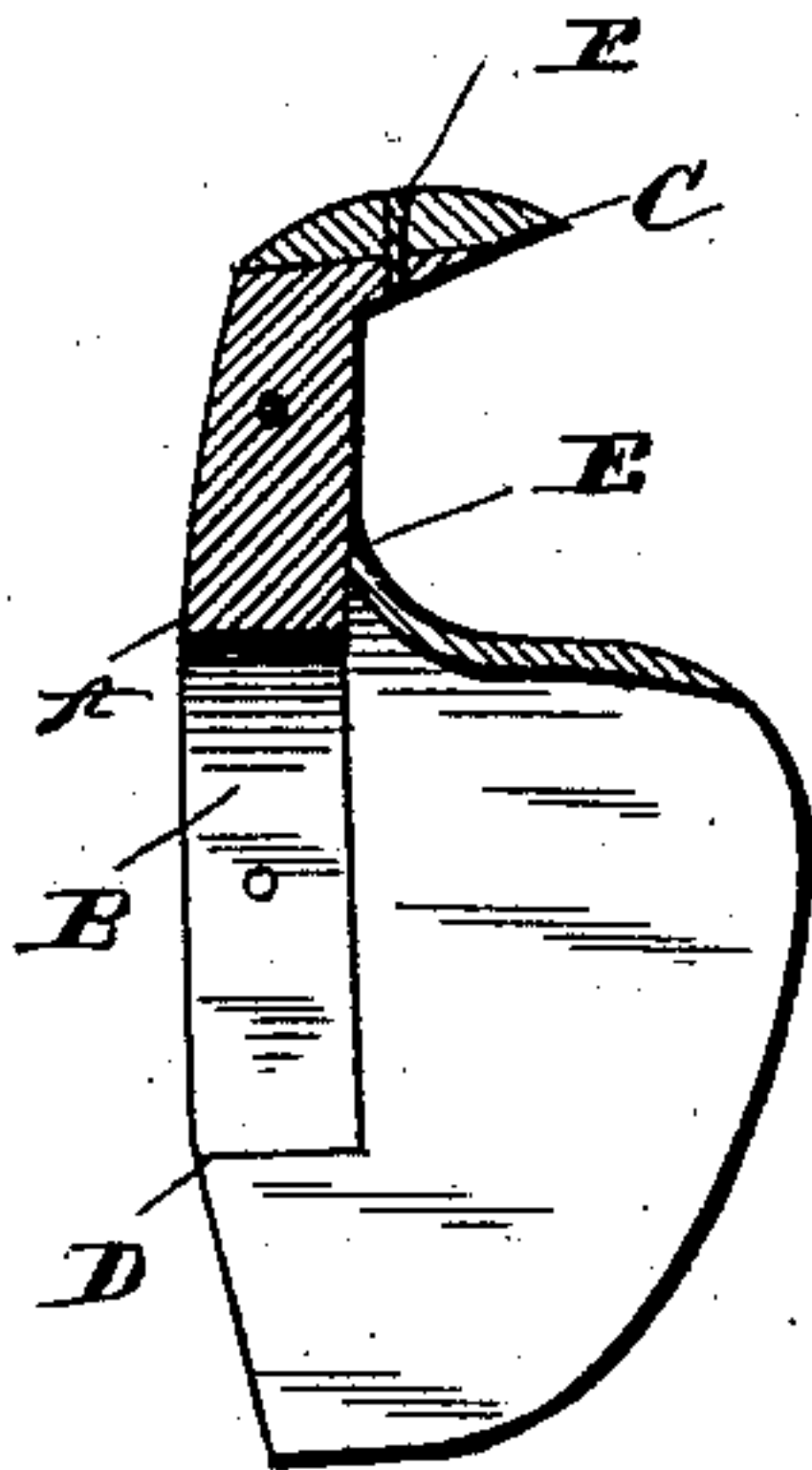


Fig 3



WITNESSES

J. L. Ourand

E. F. Muddock

INVENTOR

David R. Lakin

per J. Lubell

Attorney

UNITED STATES PATENT OFFICE.

DAVID REDMAN LAKIN, OF EUGENE CITY, OREGON.

RIDING-SADDLE.

SPECIFICATION forming part of Letters Patent No. 389,659, dated September 18, 1888.

Application filed December 21, 1887. Serial No. 258,622. (No model.)

To all whom it may concern:

Be it known that I, DAVID REDMAN LAKIN, a citizen of the United States of America, residing at Eugene City, in the county of Lane and State of Oregon, have invented certain new and useful Improvements in Riding-Saddles, and more particularly of the Horn and Fork, of which the following is a specification, reference being had therein to the accompanying drawings.

This invention relates to improvements in riding-saddles, and more particularly to the tree thereof.

It consists in a novel construction and arrangement of the parts, whereby breakage in the head of the fork or gullet is prevented.

It further consists in a novel construction whereby the horn may be strengthened without preventing ornamentation.

In the drawings, Figure 1 is a perspective view of the head fork and horn of a saddle provided with my strengthening-iron. Fig. 2 is a side elevation of the same. Fig. 3 is a longitudinal section of the same.

The letter A designates the strengthening-iron used in this invention. It is provided at the bottom with a fork, B, having the shape of the gullet and adapted to fit inside the same. It is further provided at the other extremity with a flat spreading head, C, set at an angle to the said iron A. All of these parts are integral, which renders the structure solid and strong, without danger of breakage by joined parts becoming loosened.

The gullet of fork D is shaped, substantially as shown, to fit the withers of the horse and to form the horn E for the saddle. The said horn E is slotted, substantially as shown, to allow the iron A to pass in between the two halves; and the inner edge of the gullet D is rabbeted, so as to allow the forked end B of the said iron

to fit flush with the inner surface of the said gullet. When the said gullet is thus prepared, the iron is placed in it, as indicated, and small rivets are passed through the horn and gullet, as shown, and headed, thus holding the iron firmly in place and strengthening the saddle at that point. Upon the head C of the iron A is now placed the wooden pommel F, which is fastened thereon by means of a screw passing into the said head.

The saddles having the tree herein described are used by ranchmen, and the horn is used to wrap the lasso upon when the animal is brought to a stop. This brings all the strain upon that part of the saddle, and it is liable to breakage at that point. This invention, by re-enforcing the horn, obviates this difficulty, as the strain is brought directly upon the iron A and the fork B. When the iron A has been secured in place, the wood of the horn E and pommel F are shaped and ornamented as desired.

I am aware that the gullets of saddles have been strengthened by inserting in them metallic strips and bolting the same through the horn, and such I do not claim, broadly.

What I claim is—

In a saddle such as described, the combination of the horn, provided with a slot passing from the head of the same to the gullet, and a strengthening-iron, made of a single piece and consisting of a fork fitting the gullet of the saddle, a bar fitting the slot in the horn, and a spreading head extended over the horn to form a pommel, substantially as described.

In testimony whereof I affix my signature in presence of two witnesses.

DAVID REDMAN LAKIN.

Witnesses:

JOSHUA J. WALTON,
E. F. WALTON.