

(No Model.)

F. B. POUPART.

PEN HOLDER.

No. 389,527.

Patented Sept. 11, 1888.

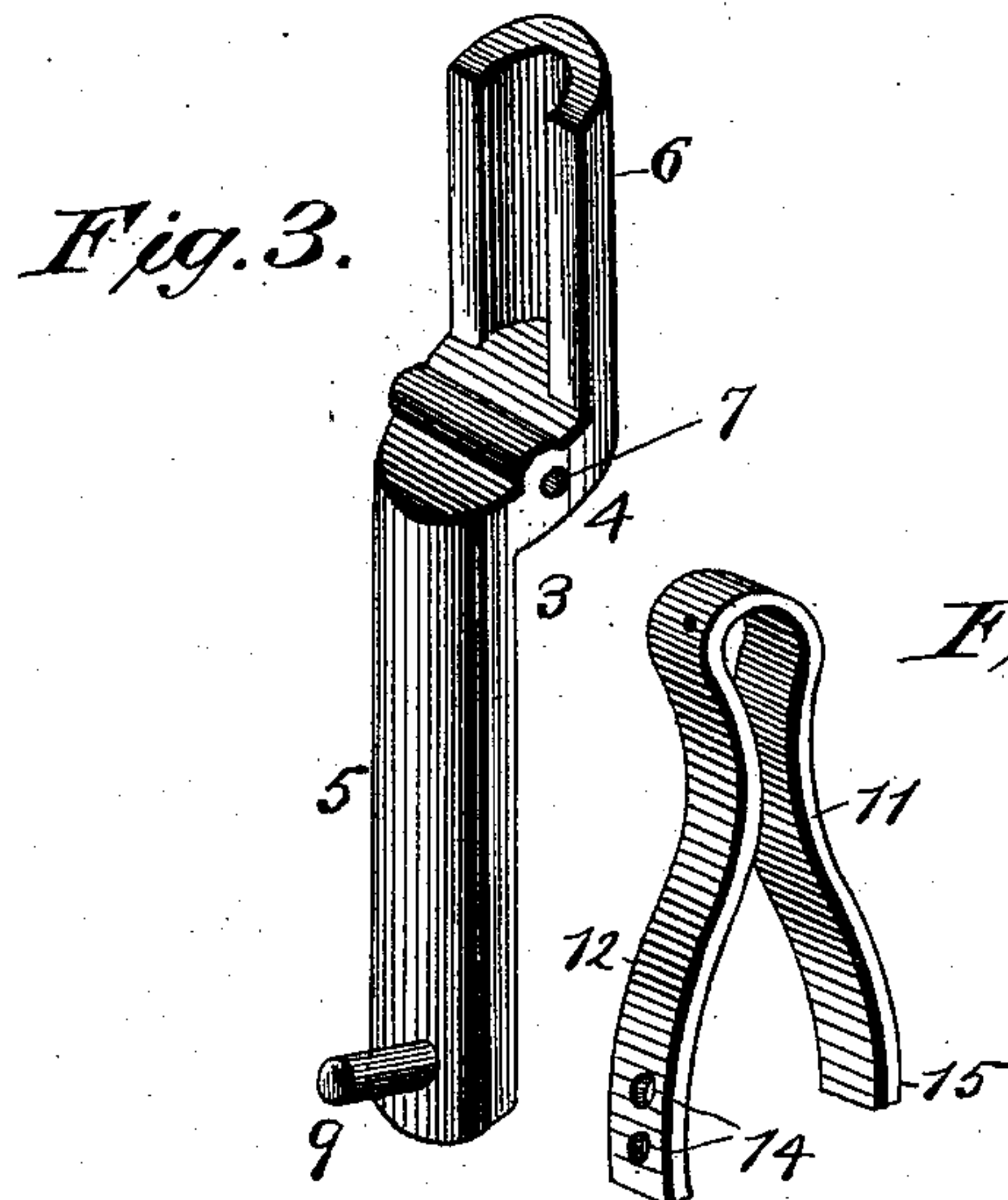

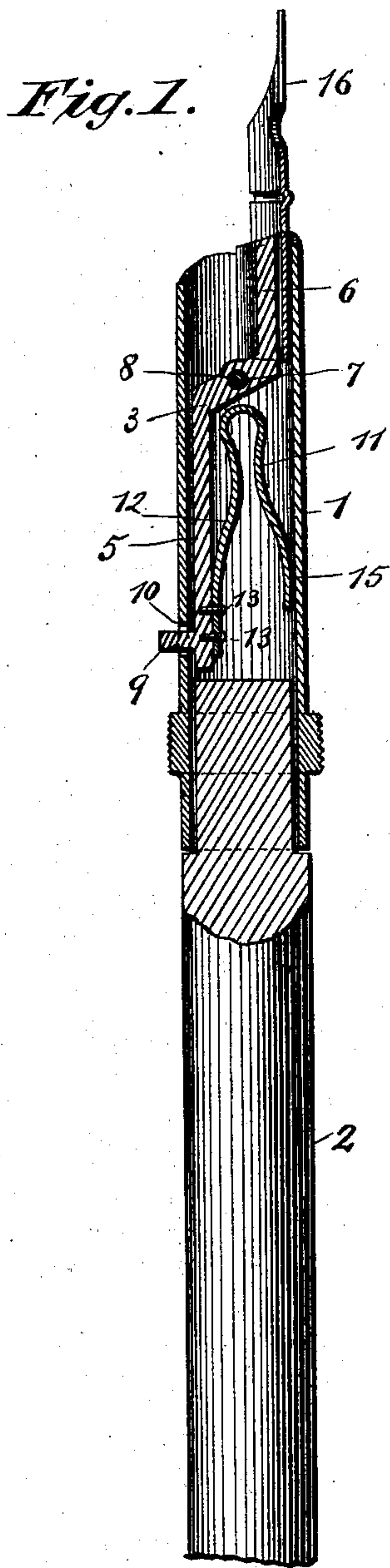


Fig. 4.

WITNESSES:

Phil. Dietrich,
C. Sedgwick

INVENTOR:

F. B. Poupart
BY *Munn & Co.*
ATTORNEYS.

UNITED STATES PATENT OFFICE.

FERNAND B. POUPART, OF NEW ORLEANS, LOUISIANA.

PEN-HOLDER.

SPECIFICATION forming part of Letters Patent No. 389,527, dated September 11, 1888.

Application filed December 30, 1887. Serial No. 259,399. (No model.)

To all whom it may concern:

Be it known that I, FERNAND B. POUPART, of New Orleans, in the parish of Orleans and State of Louisiana, have invented a new and Improved Pen-Holder, of which the following is a full, clear, and exact description.

This invention relates to pen-holders constructed to clamp and hold a pen therein, and has for its object to provide an improvement whereby the pen will not become immovable by reason of rusting and being clogged with ink and dirt, and can be readily removed.

The invention consists in a pen-holder constructed as hereinafter described and claimed.

Reference is to be had to the accompanying drawings, forming a part of this specification, in which similar figures of reference indicate corresponding parts in all the views.

Figure 1 is a view of a pen-holder partly broken away and in section, illustrating the invention in use. Fig. 2 is an end view of the holder, and Figs. 3 and 4 are detail views of the clamping device.

In the construction of this invention a cylinder, 1, of metal, gutta-percha, or other suitable material, is mounted on a holder, 2, and has inclosed therein a lever, 3, formed, as shown, with an intervening portion, 4, and extended portion 5, which is adapted to lie adjacent to the lower side of the cylinder 1, and a shorter extended portion, 6, which is adapted to lie adjacent to the upper portion of the cylinder 1. The lever 3 is provided at its intermediate portion, 4, with a perforation, 7, through which passes a pivot-pin, 8, extending through openings in the side of the cylinder 1. The lever 3 is pivoted in the cylinder 1 at such a distance from its open end as to bring the end of the portion 6 even with the end of the cylinder 1.

The inner end of the portion 5 is provided with a pin, 9, which projects through an opening, 10, of the casing. To normally hold the portion 6 against the side of the casing 1, a spring 11, is provided, formed as shown, and having its arm 12 fastened to the portion 5 of the lever 3 by means of screws 13, passing through holes 14 in the arm 12. The free end of the spring 11 bears against the upper side of the cylinder 1, and the action of the spring 11 is such as to hold the portion 5 of the lever

3 against the side of the casing 1 and the pin 9 out through the opening 10 therein.

By means of the construction hereinbefore described, a pen, 16, may be firmly clamped and held in the casing 1 by first pushing on the pin 9, thereby throwing back the portion 6 of the lever 3 away from the cylinder 1, and thus permitting the insertion of the pen 16 between the cylinder 1 and portion 6. The pressure on the pin 9 is then withdrawn, and the reaction of the spring 11 causes the portion 6 of lever 3 to firmly clamp the pen 16 in position. Whenever it is desired to remove the pen, it is simply necessary to push upon the pin 9, when the pen may be taken out or will drop out of position.

The advantages of this device are a saving of time and annoyance in removing a pen from its holder, the removal of the pen without the aid of cracks in doors, and without soiling the fingers, and, furthermore, its adaptation for use with any sized pen.

Having thus described my invention, I claim as new and desire to secure by Letters Patent—

1. A pen holder consisting of a cylinder having a spring-actuated lever pivoted therein, with a short arm held normally against the cylinder at its outer end by means of a spring, and having a projection at the end of its long arm held outward from the cylinder by means of the spring, substantially as described.

2. A pen-holder consisting of a cylinder, in combination with a spring actuated lever pivoted thereto, having a short arm for clamping the pen within the cylinder and a long arm with a projection extending through the cylinder for releasing the pen, substantially as described.

3. A pen-holder consisting of a cylinder, having the lever 3 pivoted thereto, formed with the intermediate portion, 4, the short portion 6, adjacent to the outer end of the cylinder 1, and the long portion 5, having the spring 11 secured thereto, and the projection 9, extending through the opening 10 in the casing 1, substantially as described.

FERNAND B. POUPART.

Witnesses:

GEORGE PEUSER,
THOMAS HAUSER.