

(No Model.)

M. L. SMITH.

SPOKE SOCKET.

No. 388,735.

Patented Aug. 28, 1888.

Fig. 1.

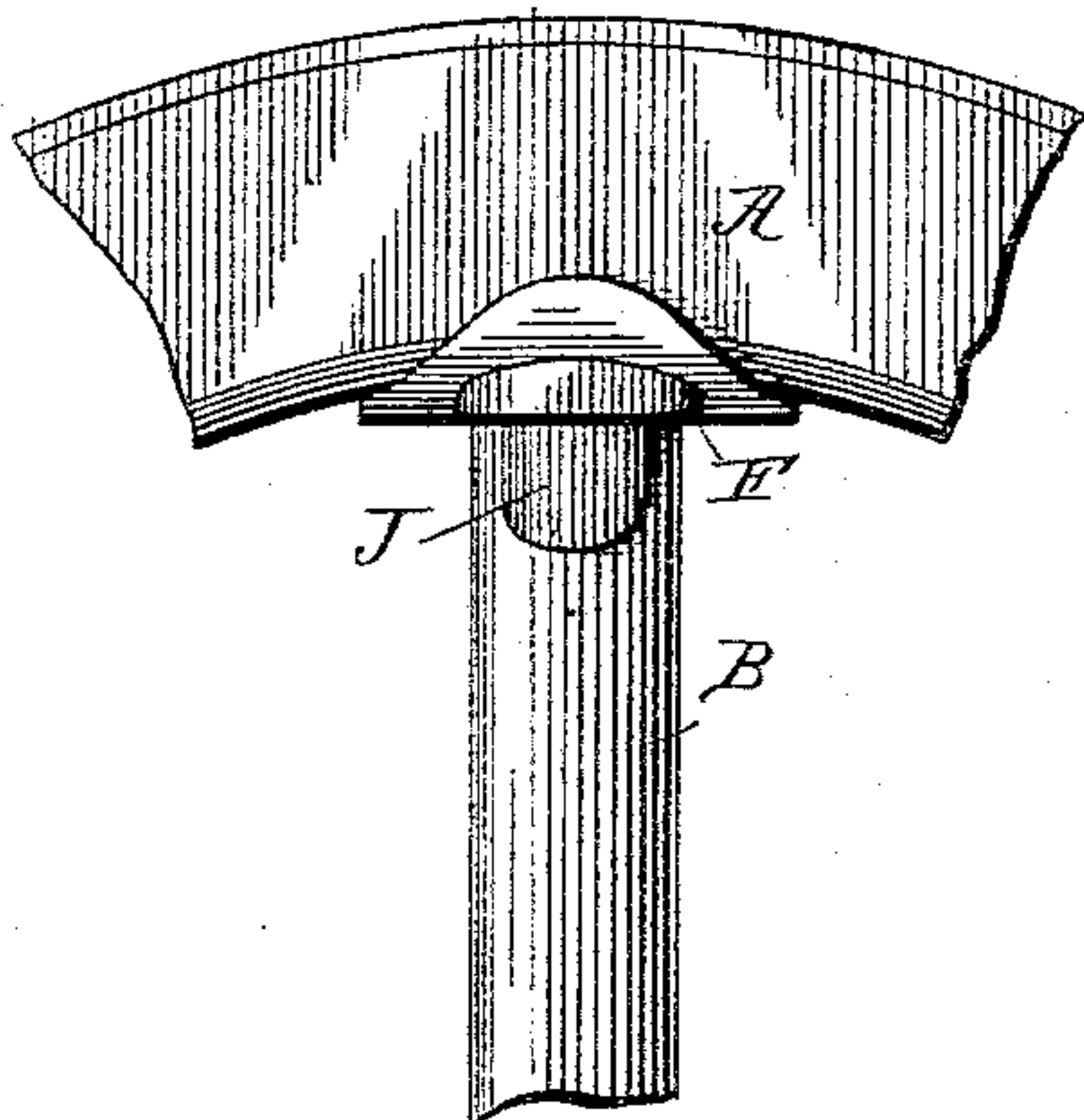


Fig. 2.

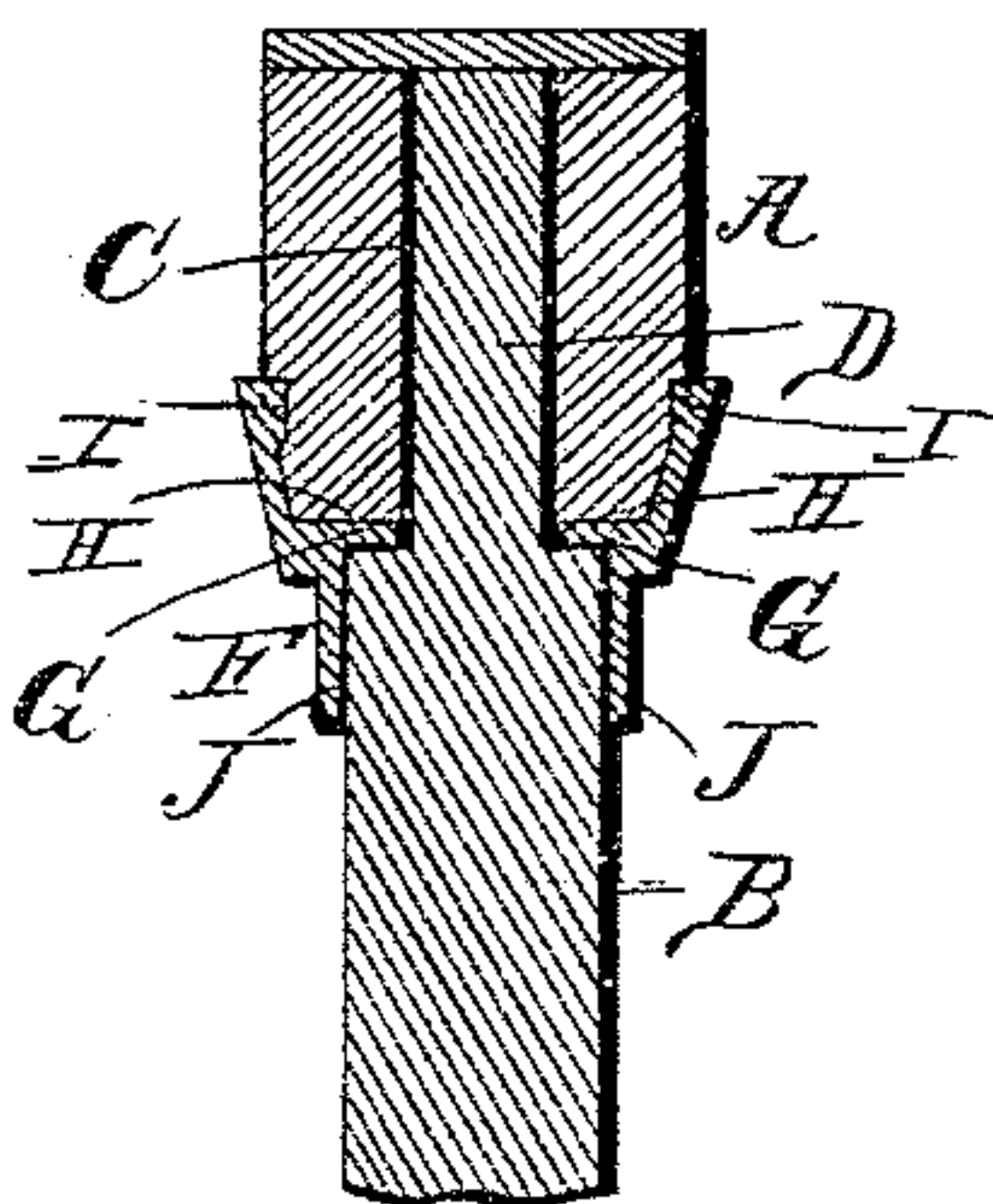


Fig. 4.

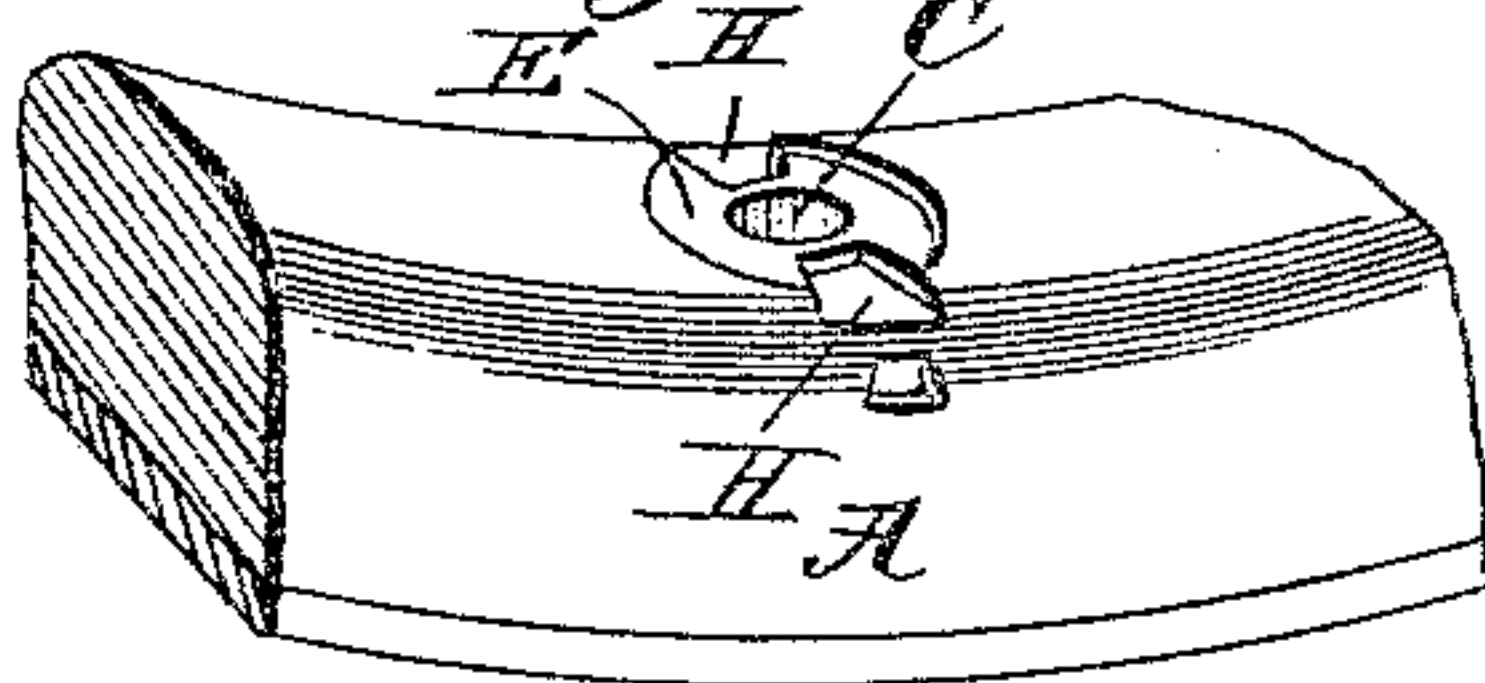
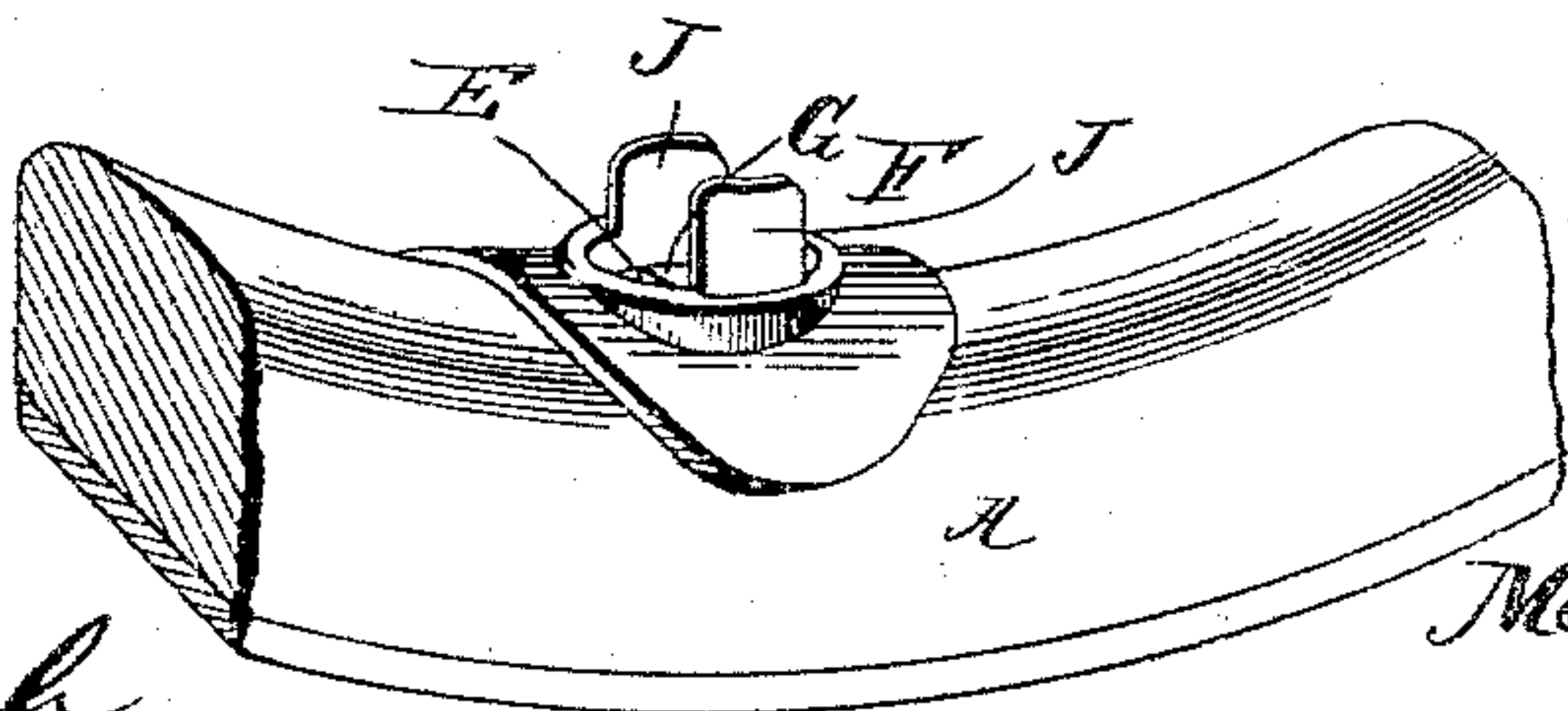


Fig. 3.



Witnesses,
Henry J. Dietrich,
R. W. Bishop,

Inventor,
Melvin L. Smith,

By *his* Attorneys

C. A. Snow & Co.

UNITED STATES PATENT OFFICE.

MELVIN L. SMITH, OF BATAVIA, NEW YORK.

SPOKE-SOCKET.

SPECIFICATION forming part of Letters Patent No. 388,735, dated August 28, 1888.

Application filed April 24, 1883. Serial No. 271,676. (No model.)

To all whom it may concern:

Be it known that I, MELVIN L. SMITH, a citizen of the United States, residing at Batavia, in the county of Genesee and State of New York, have invented a new and useful Improvement in Spoke-Sockets, of which the following is a specification.

My invention relates to improvements in spoke sockets; and it consists in certain novel features hereinafter described and claimed.

The object of my invention is to produce a simple device which will effectually prevent the breaking off of the spoke-tenons at the felly, and also prevent the splitting of the felly. This object I accomplish by the use of the device illustrated in the annexed drawings, in which—

Figure 1 is a side view of a portion of a wheel, showing my improved device applied thereto. Fig. 2 is a transverse section of the same. Fig. 3 is a detail perspective view of the spoke-socket, and Fig. 4 is a like view of a portion of the felly.

Referring to the drawings by letter, A designates the felly, and B the end of the spoke. The felly is provided with an opening, C, for the reception of the tenon D of the spoke, and in the inner concave edge of the felly I form a circular recess, E, in which the spoke-socket F is seated. This spoke-socket consists of a circular casting or ring having the inwardly-projecting lugs G, which engage notches H in the base of the recess, and thereby prevent rotation of the casting. In order to more firmly secure the casting in its position, I provide the lugs I on its under side, which are adapted to be pressed into the sides of the felly as will be readily understood. On the upper side of the socket I provide the spurs or lips J, which are adapted to pass upon and lie against the opposite sides of the spoke. The inner faces of these spurs are concave, so as to fit snugly around the spoke.

In practice the spoke is inserted in the casting, the spoke-tenon entering the opening in the felly, and the shoulder at the end of the spoke resting against the base of the recess in the edge of the felly. It will thus be seen that the joint between the felly and the spoke will be re-enforced by a metallic lining and surrounding and the breaking of the spoke prevented. The splitting of the felly is also obviated, as the tenon on the spoke can be made very small, and consequently the bore of the opening in the felly reduced.

When so desired, the spurs on the upper side of the casting may be compressed into the sides of the spoke, and the same thereby more firmly secured.

At the joints of the felly the casting may be extended to receive the ends of the bolts that secure the tire.

The device is very cheap and simple, and it is thought its advantages will be readily appreciated.

Having thus described my invention, what I claim, and desire to secure by Letters Patent, is—

The combination of the felly having a circular recess, E, in its inner side, and provided with notches H in the base of said recess, the spoke having its tenon entering the felly, and the casting fitting in the recess E, having lugs G, engaging the notches H, the lugs L, adapted to be pressed into the sides of the felly, and the upwardly-projecting lips J, having concave inner faces and bearing against the opposite sides of the spoke, as specified.

In testimony that I claim the foregoing as my own I have hereto affixed my signature in presence of two witnesses.

MELVIN L. SMITH.

Witnesses:

H. B. CONE,
D. H. TABER.