

(Model.)

2 Sheets—Sheet 1.

E. N. LITTLE.  
BASKET.

No. 388,425.

Patented Aug. 28, 1888.

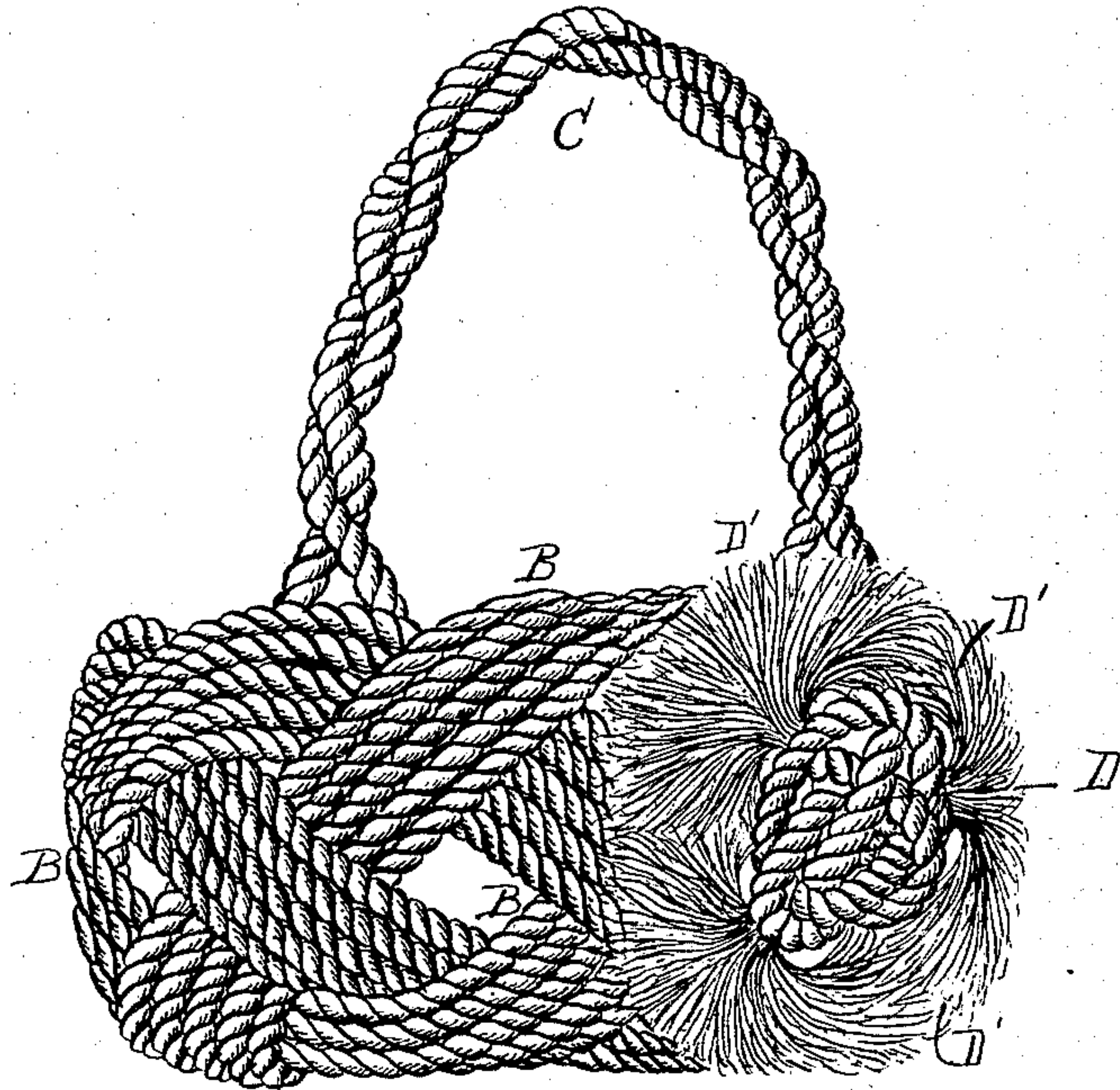
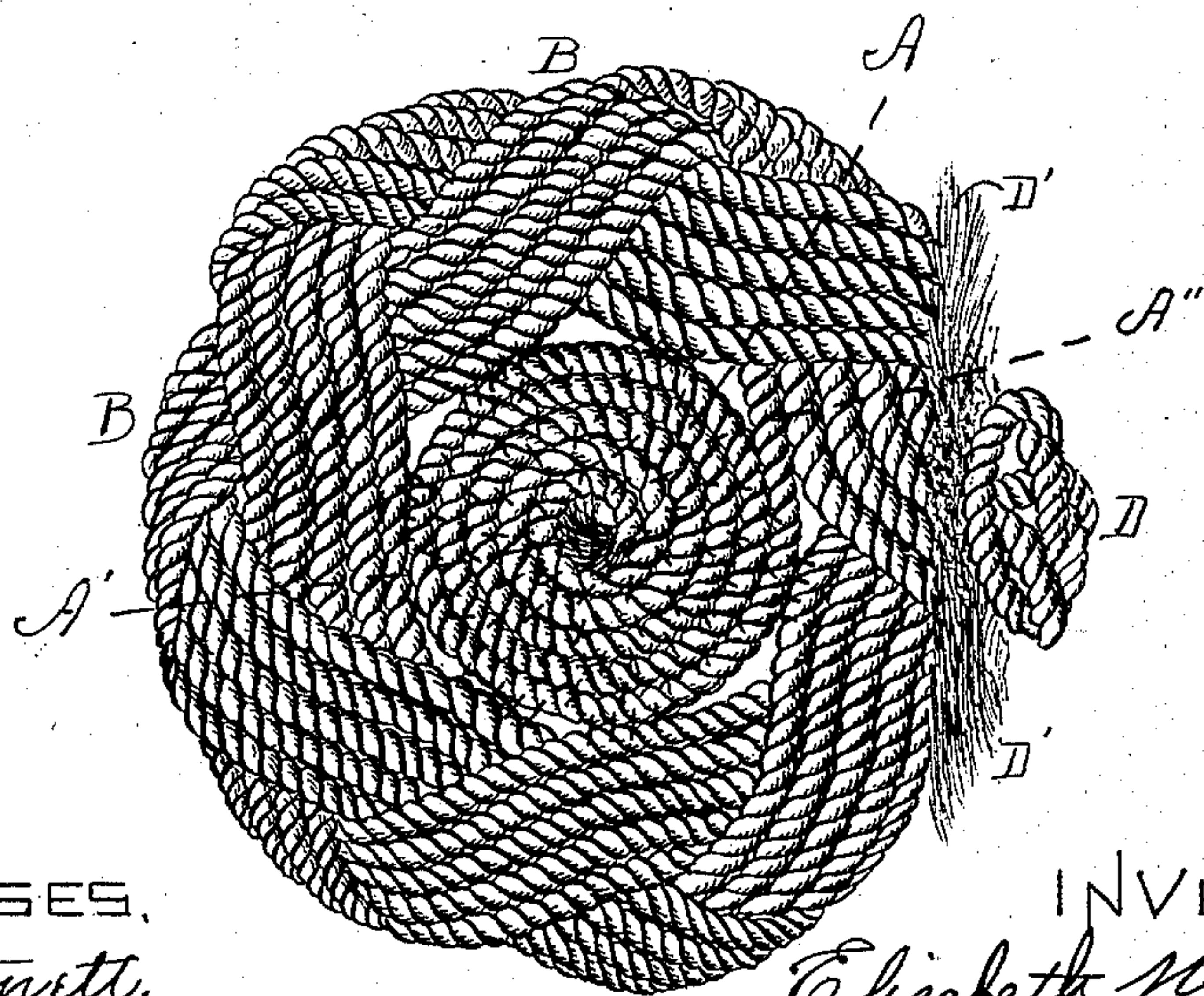


Fig. 1.



WITNESSES,  
*J. M. Hartnett.*  
*A. H. Gaisterbrook.*

INVENTOR,  
*Elizabeth N. Little,*  
By her Atty.

*Henry W. Williams*

(Model.)

2 Sheets—Sheet 2.

E. N. LITTLE.

BASKET.

No. 388,425.

Patented Aug. 28, 1888.




Fig. 3.

WITNESSES.

J. M. Hartnett.

A. W. Easterbrook.

INVENTOR.

Elizabeth N. Little,

By her Atty.

Henry W. Williams.



# UNITED STATES PATENT OFFICE.

ELISABETH N. LITTLE, OF NEWTON, MASSACHUSETTS.

## BASKET.

SPECIFICATION forming part of Letters Patent No. 388,425, dated August 28, 1888.

Application filed April 21, 1888. Serial No. 271,412. (Model.)

*To all whom it may concern:*

Be it known that I, ELISABETH N. LITTLE, of Newton, in the county of Middlesex and State of Massachusetts, have invented a new and useful Improvement in Baskets, of which the following is a specification.

This is a basket constructed wholly of small rope or large cord.

In the accompanying drawings, in which similar letters of reference indicate like parts, Figure 1 is a side view of a basket embodying my invention. Fig. 2 is a plan of the under side. Fig. 3 is a vertical section with the handle in elevation.

In the construction of this basket the entire body thereof, including the sides and bottom, is constructed of one continuous small rope or large cord.

A represents the bottom of the basket; B, the sides; C, the handle, and D an ornamental rosette or knot on the side. The piece of rope forming the bottom and sides commences at A', and is wound from that point into the coil A, which forms the main portion of the bottom. At A'' the rope leaves the coil and is formed into a Turk's-head knot, B, the lower edge of which is next to and surrounds the coil, the knot being brought up into the shape shown, so as to form the side of the basket.

The handle C consists of a single rope "laid" as shown, and secured to the basket by means of the loops C', each of which surrounds a strand in the knotted side B. The two ends C'' C'' of the handle and the end (not previously mentioned) A''' of the rope, which forms the bottom and side of the basket, are formed into a wall and crown knot, D, which

constitutes the ornamental rosette above mentioned. These ends, after constructing the wall and crown knot, are frayed or unraveled at D', in order to render the rosette more ornamental. These knots being not new in themselves separately considered need no detailed description. The basket produced is handsome and attractive in appearance, and may be subjected to any desired ornamentation. The rope or cord is intended to retain its natural color; but it may be dyed or otherwise colored, if desired.

Having thus fully described my invention, what I claim, and desire to secure by Letters Patent, is—

1. As an improved article of manufacture, the herein-described basket, made of rope or cord and consisting of the coil A, forming the bottom, and the Turk's-head knot B, forming the side, said bottom and side consisting of a single rope or cord, substantially as and for the purpose set forth.

2. As an improved article of manufacture, the herein-described basket, made of rope or cord and consisting of the coil A, forming the bottom, the Turk's-head knot B, forming the side, laid handle C, and the rosette D, produced by forming the ends C'' of the handle and the end A''' of the rope or cord which forms the bottom and sides into a wall and crown knot, said ends being frayed out or unraveled at D', substantially as and for the purpose described.

ELISABETH N. LITTLE.

Witnesses:

HENRY W. WILLIAMS,  
J. M. HARTNETT.