

(No Model.)

G. E. BOWER.

CHECK CASE.

No. 388,251.

Patented Aug. 21, 1888.

Fig. 2




Fig. 1

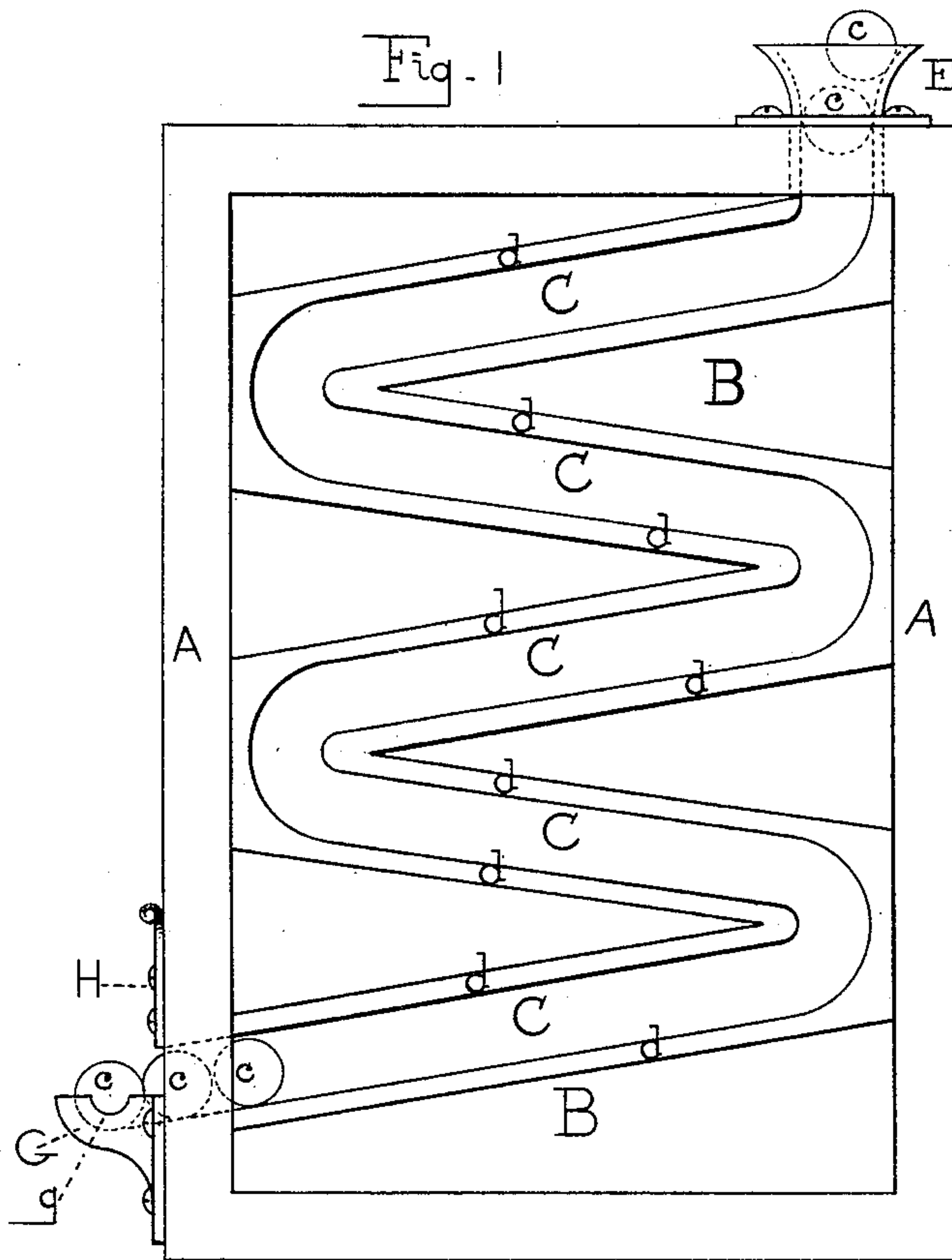



Fig. 3



Attest.

Georgeludwood.
S. C. Tallman.

Inventor.

George E. Bower.
by Frederick J. Allen.
Attorney.

UNITED STATES PATENT OFFICE.

GEORGE E. BOWER, OF AUBURN, NEW YORK, ASSIGNOR OF ONE-HALF TO
JOHN H. LYNCH, OF SAME PLACE.

CHECK-CASE.

SPECIFICATION forming part of Letters Patent No. 388,251, dated August 21, 1888.

Application filed January 11, 1888. Serial No. 260,393. (No model.)

To all whom it may concern:

Be it known that I, GEORGE E. BOWER, of the city of Auburn, New York, have invented certain new and useful Improvements in 5 Check-Cases, of which the following is a description, reference being had to the accompanying drawings, in which—

Figure 1 is a front view; and Figs. 2 and 3 are side and top views, respectively.

10 My invention relates to cases for holding checks; and it consists in a novel construction of such cases, by means of which a number of the aforesaid checks are successively brought into position to be grasped and removed from 15 the case, while only a single check can be thus grasped and removed at one time.

I construct my check-case in the following manner: Within a frame, A, and secured upon a suitable back, B, I place the inclined ways 20 C C C C C, which are made, as shown, in portions, which are combined to form a zigzag course or track, all within one vertical plane. The checks which I prefer to use are flat circular plates or disks of any suitable material, 25 although this form is not essential. The ways C C are channeled to retain the checks by means of their projecting sides *d d*, while a cover of glass or other suitable material prevents the checks from falling forward. The extremities 30 of the different sections of the zigzag track C C are joined to make it afford a continuous pas-

sage for the descent by gravity of the checks, as shown. The upper end of the track C is provided with a suitably-enlarged mouth or hopper, E, for convenient insertion of the 35 checks, while the lower end of said track C is provided with a receiver or cup, G, formed to receive and hold a single check, *c*, at a time while the sides thereof are cut out, as shown at *g*, to afford a better grasp upon the check 40 therein.

A slide, H, may be pushed down, when desired, to cover the lower extremity of the track C, and thus prevent the checks from descend- 45 ing into the cup G.

Having thus described my invention, what I claim as new, and desire to secure by Letters Patent, is—

In a check-case, the vertical zigzag inclosed track C C, formed of the channeled strips *d* 50 *d*, and provided with a cover to retain the checks from falling forward, in combination with an external fixed receiver, G, adapted to hold one check at a time, said receiver extending upward at the back of the check to its 55 middle point, and provided with the recesses *g* in its sides to enable the check to be grasped, substantially as described.

GEORGE E. BOWER.

Witnesses:

JOHN H. LYNCH,
FREDERICK I. ALLEN.