

(No Model.)

2 Sheets—Sheet 1.

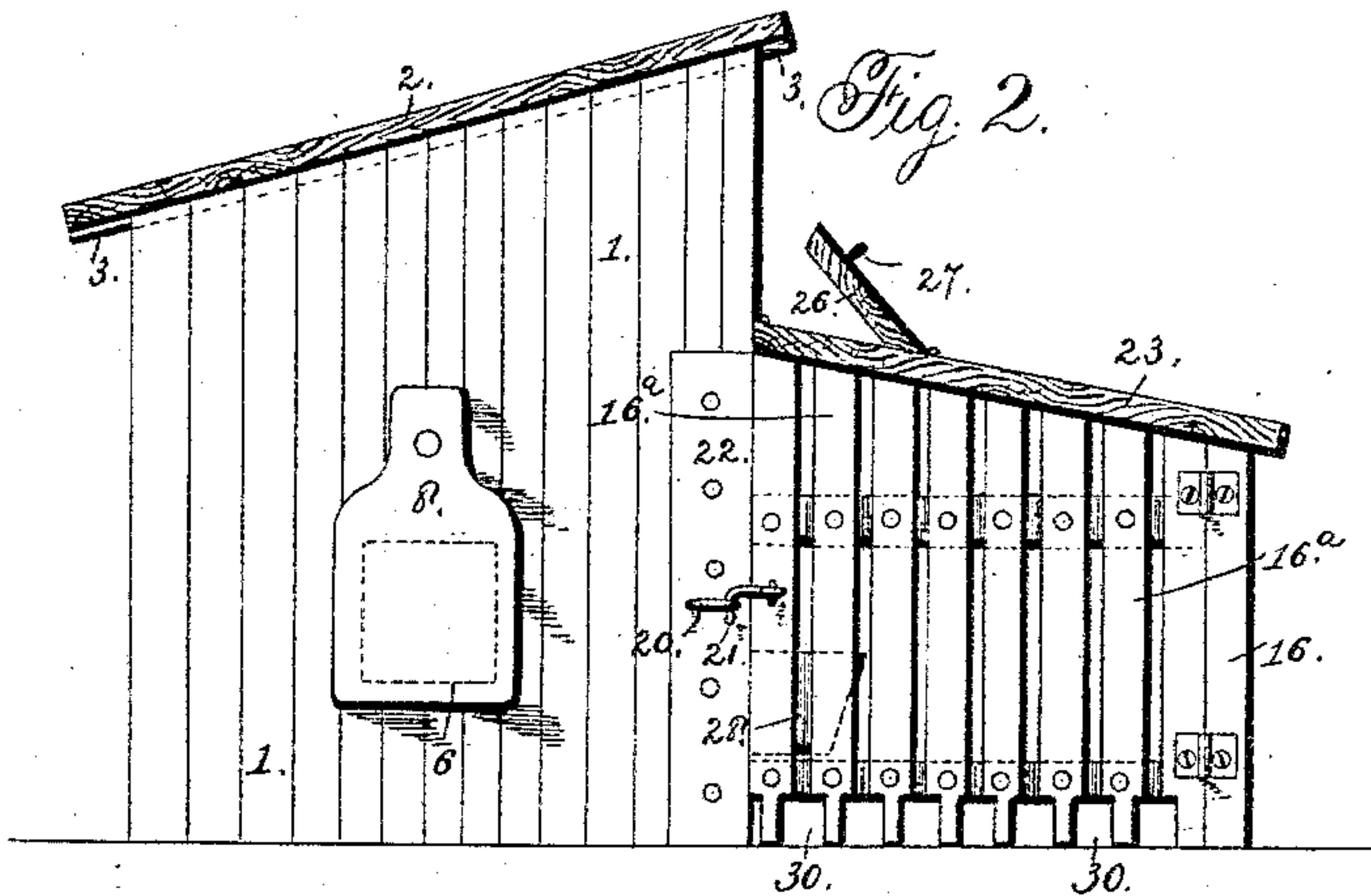

J. H. BREWER.

CHICKEN COOP.

No. 388,016.

Patented Aug. 21, 1888.

Fig. 1.



Witnesses:
Jas. E. Hutchinson.
J. A. Rutherford.

Inventor:
Jacob H. Brewer,
By James E. Norris, Attorney.

(No Model.)

2 Sheets—Sheet 2.

J. H. BREWER.

CHICKEN COOP.

No. 388,016.

Patented Aug. 21, 1888.

Fig. 3.

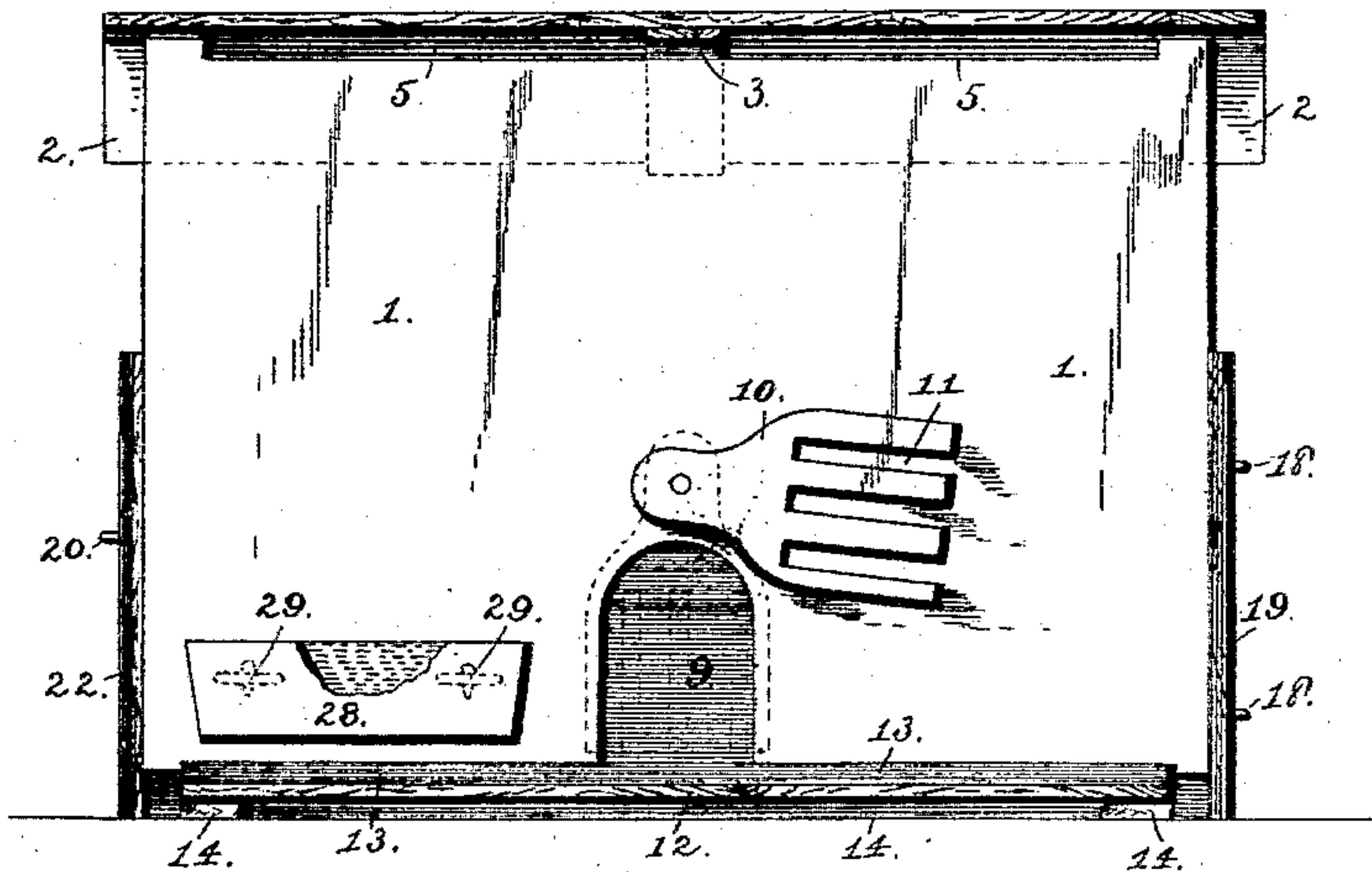


Fig. 4.

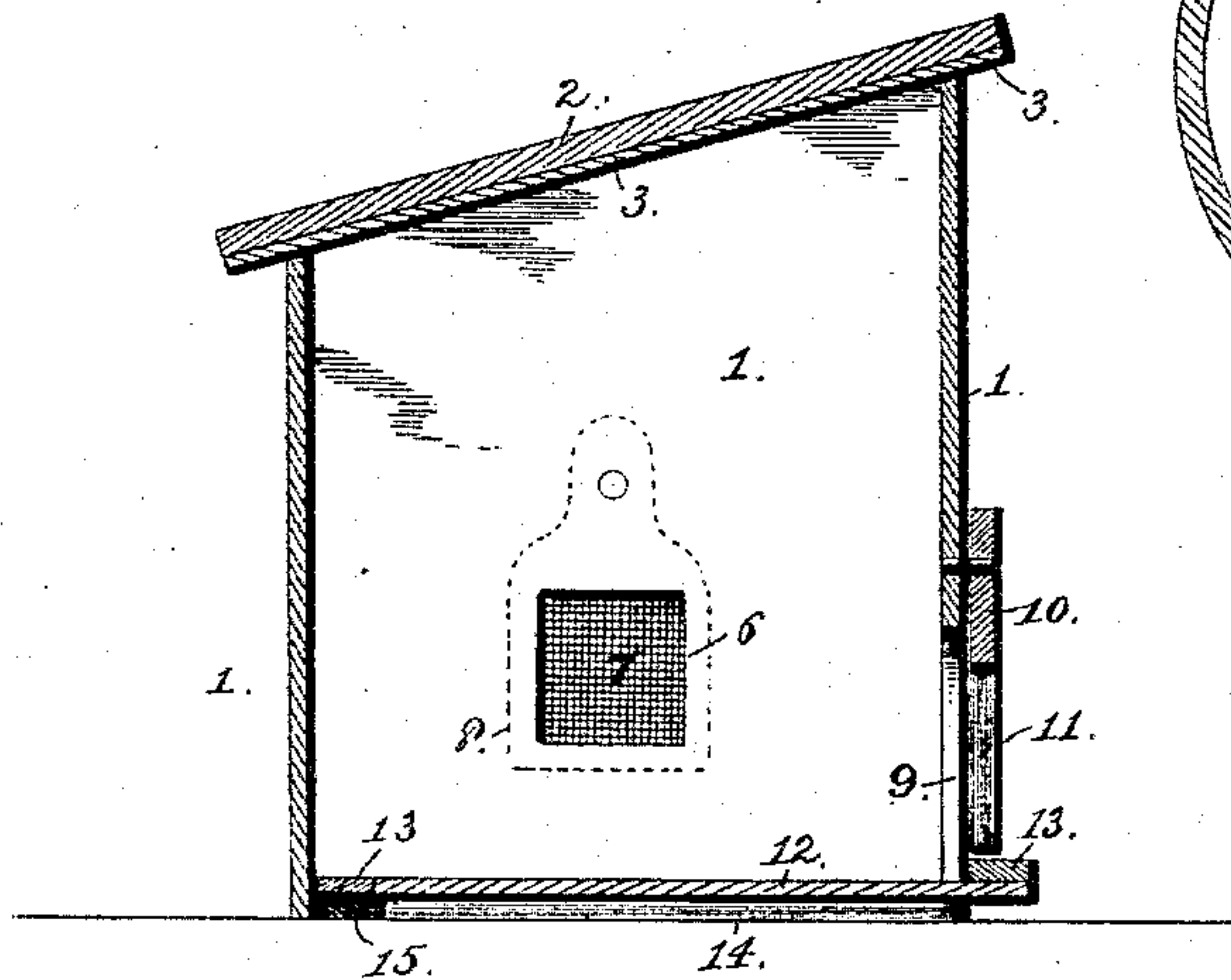
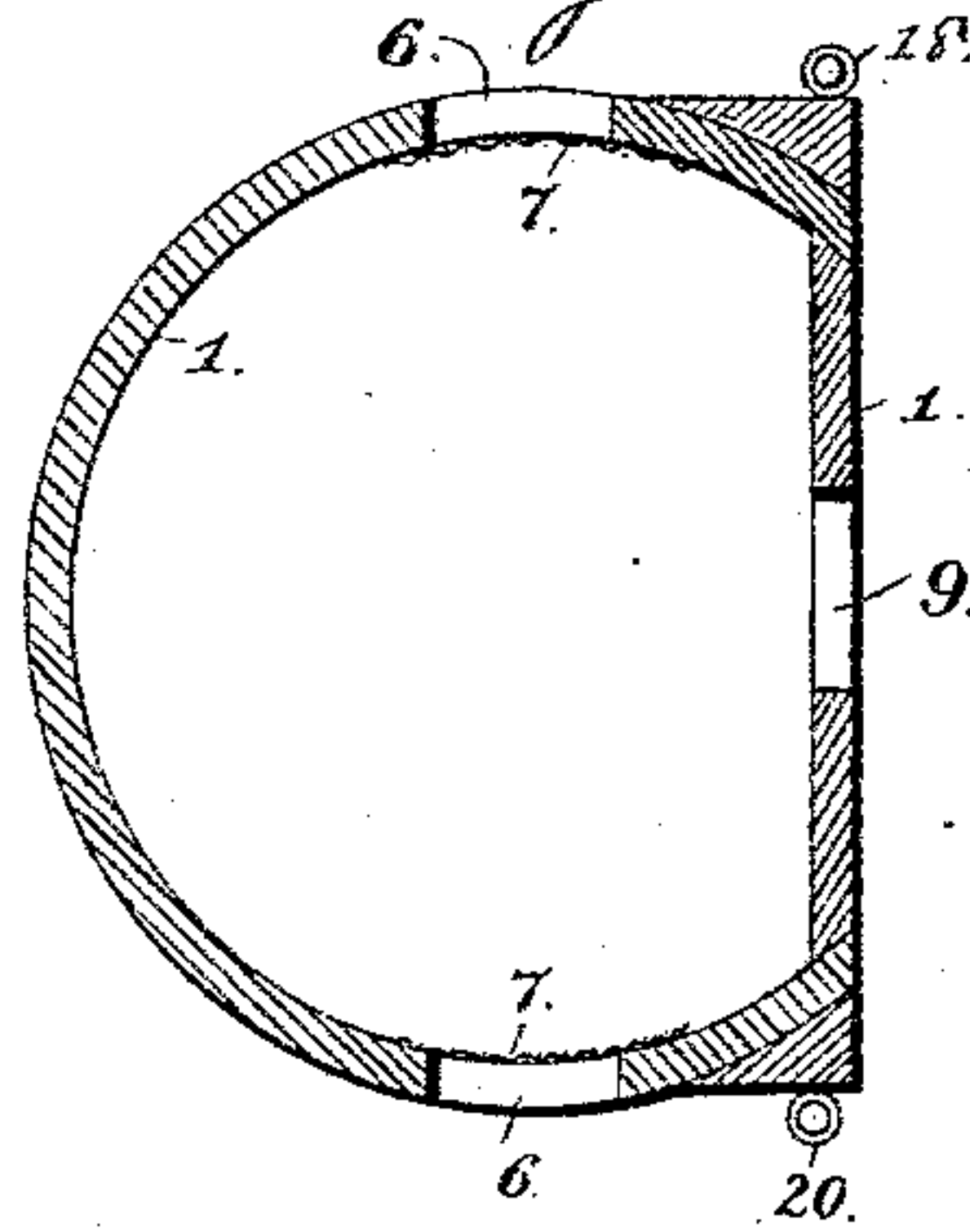


Fig. 5.



Witnesses:
Jas. E. Hutchinson
J. A. Rutherford

Inventor:
Jacob H. Brewer
By James L. Norris
Attorney

UNITED STATES PATENT OFFICE

JACOB H. BREWER, OF ANNAPOLIS, INDIANA.

CHICKEN-COOP.

SPECIFICATION forming part of Letters Patent No. 388,016, dated August 21, 1888.

Application filed March 13, 1888. Serial No. 267,072. (No model.)

To all whom it may concern:

Be it known that I, JACOB H. BREWER, a citizen of the United States, residing at Annapolis, in the county of Parke and State of Indiana, have invented new and useful Improvements in Chicken-Coops, of which the following is a specification.

My invention relates to the construction of chicken-coops, and the purpose thereof is to provide a structure which shall be portable and secure from the depredations of rats and similar animals. It is also my purpose to provide a coop having a separate feeding compartment supplied with water, and having all the necessary facilities for brooding, the entire structure being simple, easily set up, and of comparatively small expense.

The invention consists in the several novel features of construction and new combinations of parts, hereinafter fully described, and defined more specifically in the claims.

In the accompanying drawings, Figure 1 is a perspective view. Fig. 2 is an end elevation. Fig. 3 is a front elevation with the feeding-compartment removed. Fig. 4 is a detail section of the coop. Fig. 5 is a view showing a modification.

In the said drawings, the reference numeral 1 denotes the body of the coop, which may be formed of any suitable material, wood being preferable, and of any suitable size. An inclined roof, 2, is placed upon the coop, having a cross-brace, 3, to prevent warping, and ventilation-spaces 5 are formed along the higher and lower portions of the roof.

At each end of the coop is formed a window, 6, covered by a foraminous screen, 7, and having a pivotally-mounted exterior shield, 8, whereby the window may be wholly closed. In the central portion of the front wall a door, 9, is formed, having a shield, 10, which may be turned to wholly cover the same, said shield having slots 11 cut therein to admit light and air.

The floor of the coop is composed of a sliding plate, 12, having edge slats, 13, to prevent warping, and moving upon cleats 14, attached to the ends of the coop, and supported by a cleat, 15, along the back.

The feeding-compartment is formed by a lattice-work, 16, formed in three separate por-

tions united by hinges. At each extremity this hinged portion is connected to one of the front angles of the coop by means of eyes 17, mounted on the last slat or picket and engaging with hooks or pintles 18, mounted on a cleat, 19, attached to the coop, whereby the whole of the lattice-work may, if desired, be swung around without entirely detaching the same. At the opposite extremity of the lattice-work is an eye or eyes, 20, with which a link or hook, 21, engages, connecting the lattice-work securely to a cleat, 22, on the angle of the coop. A roofing, 23, is placed over and resting upon the tops of the palings, said roofing being hinged at the points 24 to the front wall of the coop. A scuttle-hole, 25, is cut in this roofing as nearly above or adjacent to the door 9 as may conveniently be, and this scuttle-hole is covered by a lid or hatch, 26, hinged on the lid or roof 23. A pin, bolt, or handle, 27, may be mounted on the hatch, if desired, to enable it to be readily opened.

A watering-trough, 28, may be attached to the front wall of the coop by means of staples or similar supports, 29.

The roofing of the coop may be of solid plank-ing or of the several timbers, boarding, and scantling. I space the palings 16^a, of which the lattice-work 16 is composed, in such manner that the grown fowls cannot push their heads through the apertures.

The vertical slats composing the feeding-compartment of the coop at the adjacent edges of their lower end portions are gained or cut away in order to form a number of passages for the exit and entrance of small chickens. The feeding-compartment is bottomless, so that the chickens therein feeding stand directly on the ground. I may make the body portion of semi-cylindrical form, as shown in Fig. 5; but in other respects the construction described will be substantially adhered to.

What I claim—

1. A chicken-coop consisting of the main body 1, having the doorway 9 and ventilating-roof, the feeding-compartment composed of the detachable lattice-work comprising the end and side sections hinged together, and the inclined roof 23, hinged to the front wall of the main body and arranged over the feeding-compartment, substantially as described.

2. A chicken-coop consisting of the main body 1, having the doorway 9, the feeding-compartment composed of detachable lattice-work comprising the end and side sections 5 hinged together, and the inclined roof 23, hinged to the front wall of the main body over the feeding-compartment, and having the scuttle-hole 26 and door 27 arranged directly over the doorway in the main body, substantially as described.

10 3. A chicken-coop consisting of an inclosed roofed structure and a feeding-compartment

inclosed by a detachable lattice-work comprising palings having the adjacent edges of their lower ends gained or cut out to provide passages up for the exit and entrance of small chickens, substantially as described. 15

In testimony whereof I affix my signature in presence of two witnesses.

JACOB H. BREWER.

Witnesses:

HENRY SNYDER,

WILLIAM B. WEAVER.