

(No Model.)

T. B. MASON.

REMOVABLE CALK FOR HORSESHOES.

No. 387,000.

Patented July 31, 1888.

Fig. 1.

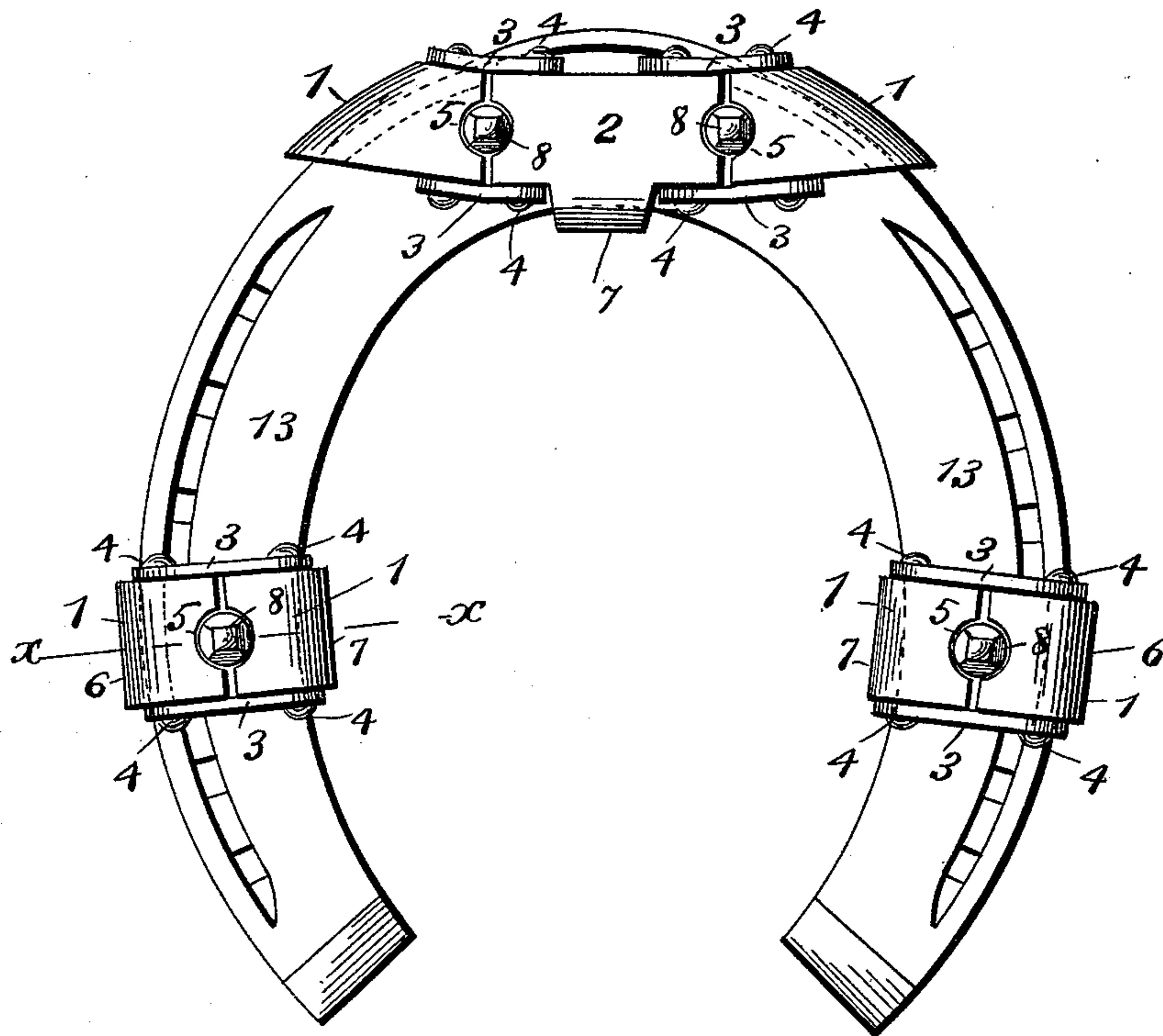


Fig. 5.



Fig. 2.

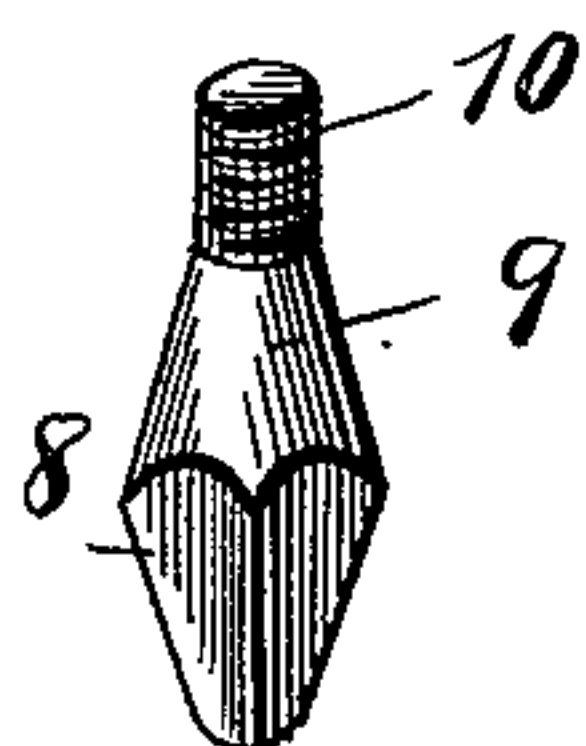
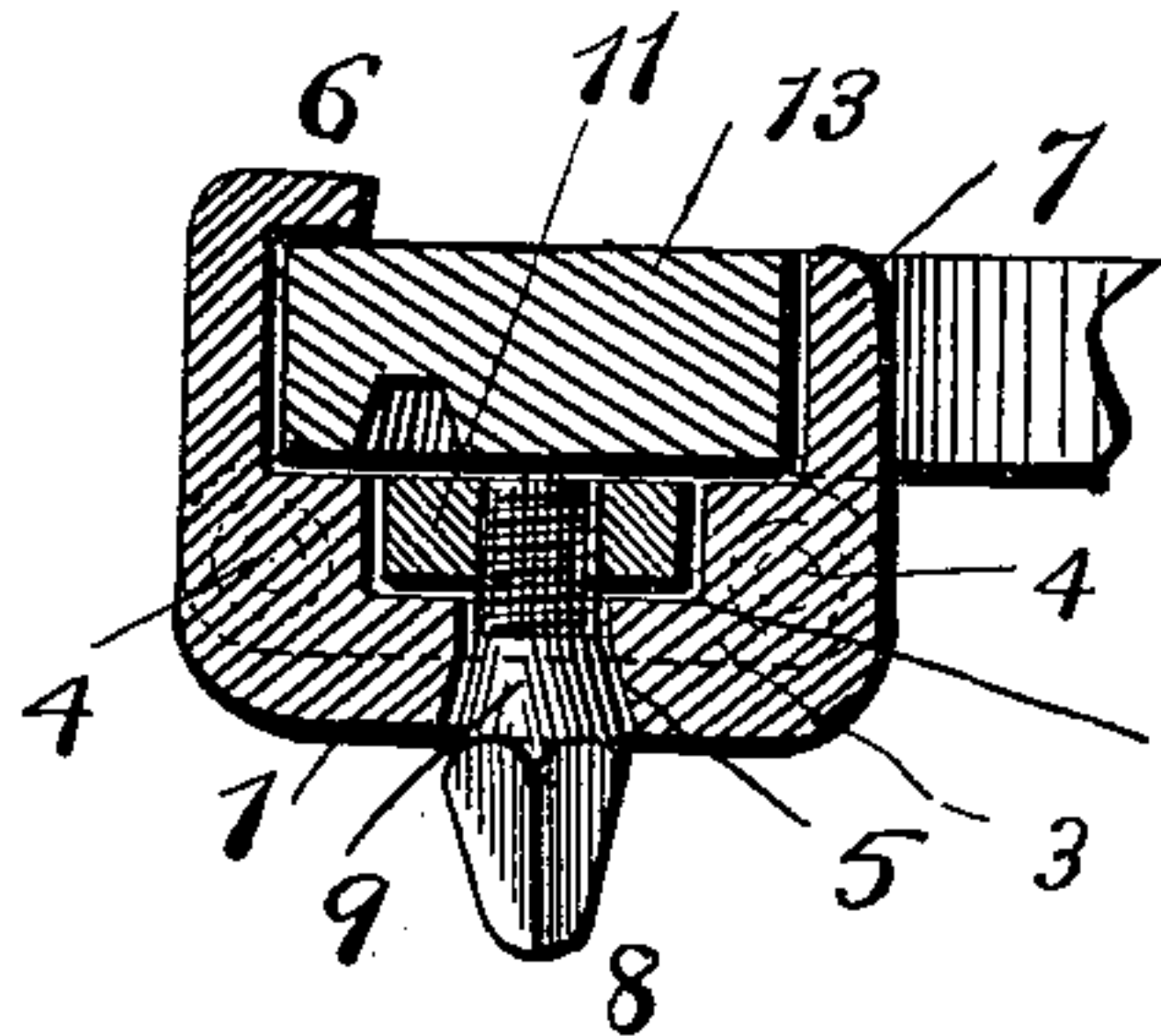


Fig. 3.

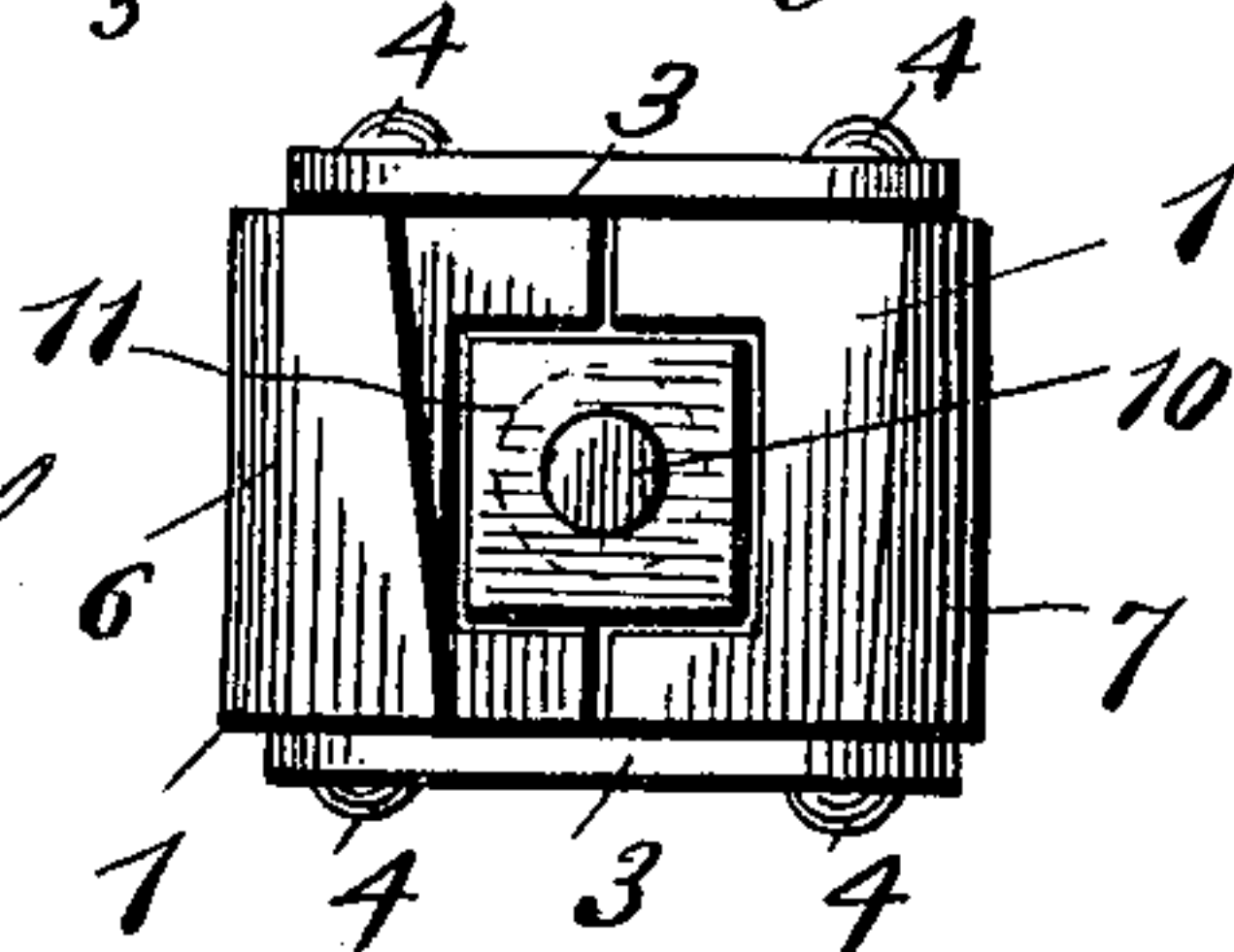
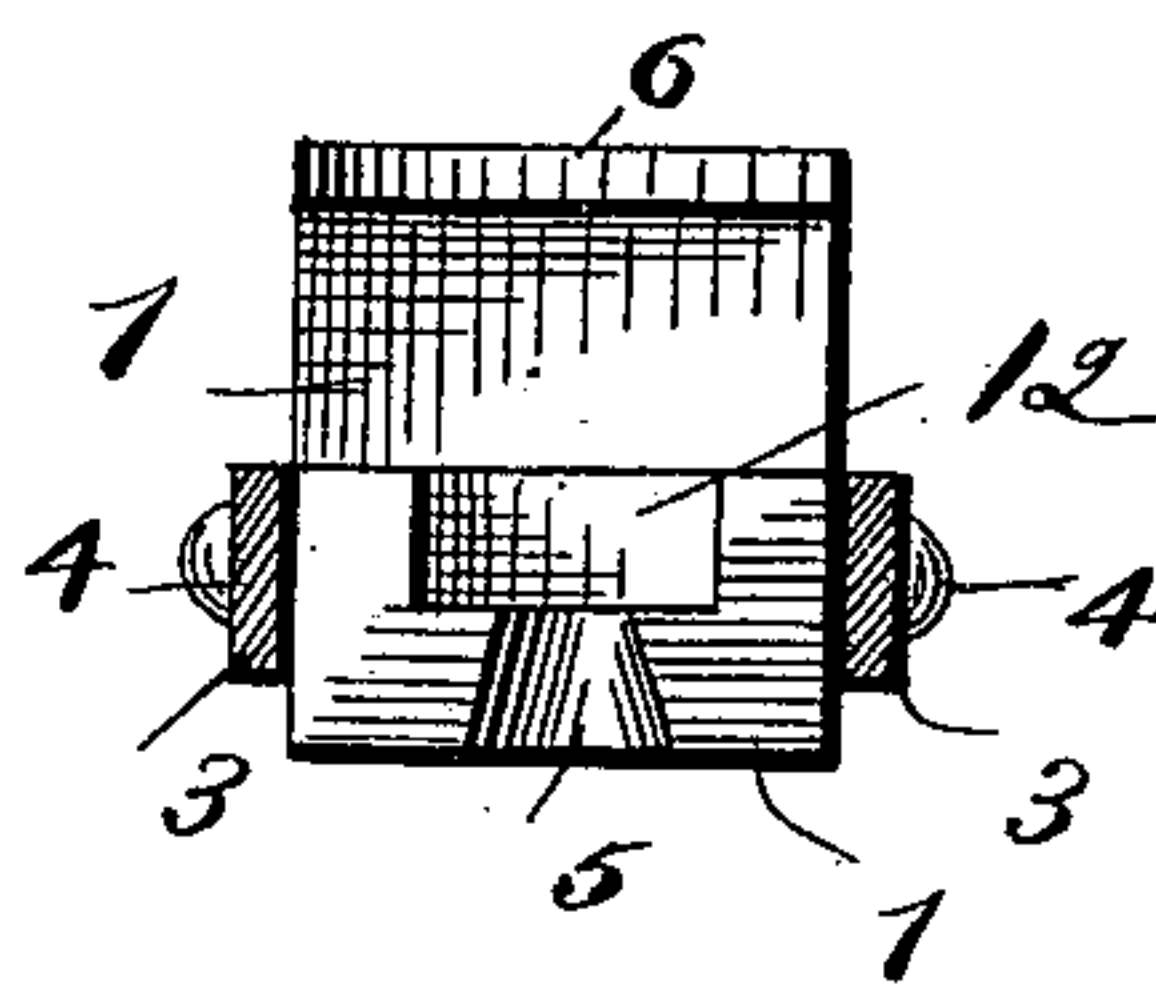


Fig. 4.



WITNESSES:

Phil. C. Dietrich.
C. Sedgwick.

INVENTOR:

T. B. Mason.

BY

Munn & Co.

ATTORNEYS.

UNITED STATES PATENT OFFICE.

THOMAS B. MASON, OF TRENTON, NEW JERSEY.

REMOVABLE CALK FOR HORSESHOES.

SPECIFICATION forming part of Letters Patent No. 387,000, dated July 31, 1888.

Application filed February 25, 1888. Serial No. 265,280. (No model.)

To all whom it may concern:

Be it known that I, THOMAS B. MASON, of Trenton, in the county of Mercer and State of New Jersey, have invented a new and Improved Removable Calk for Horseshoes, of which the following is a full, clear, and exact description.

This invention relates to an improvement in detachable calks for horseshoes, and has for its object to provide a device whereby the calk may be securely held in place on the shoe and may be easily removed therefrom for sharpening.

The invention will be set forth in the following description and pointed out in the claims.

Reference is to be had to the accompanying drawings, forming a part of this specification, in which similar figures of reference indicate corresponding parts in all the views.

Figure 1 illustrates the invention as applied to a horseshoe. Fig. 2 is a vertical section through the line *xx* of Fig. 1. Fig. 3 is a detail view of the clamp for holding the calk, looking at the inside. Fig. 4 is a detail view, partly in section, of a portion of the clamp for holding the calk; and Fig. 5 represents the calk with its securing-nut detached.

This invention comprises in its general features a clamp to engage a horseshoe and a detachable calk, the clamp and calk being so constructed that when the calk is secured in place it will serve to tighten the clamp upon the shoe.

The clamp to be attached to the shoe is constructed with rocking portions connected together, and, as shown in Fig. 1, the toe clamp is formed with three rocking portions, 1 1 2, the rocking portion 1 being connected to the portion 2 by means of straps 3 and bolts or pins 4. The meeting edges of the portions 1 1 and 2 are a sufficient distance apart to permit of a slight rocking motion of the parts, and are formed with beveled semicircular recesses 5. The portions 1 are formed with a hooked portion, 6, adapted to fit over the outer edge of the shoe and the portion 2 is

formed with the clip 7, adapted to lie against the inner edge of the shoe.

8 indicates the calk, tapering in the usual form and provided with the inwardly-inclined shoulder 9 and the screw-threaded end 10. The calk, when in position, has the shoulder 9 resting in the beveled semicircular recesses 5, and has a nut, 11, secured to its screw-threaded end 10, resting in the recess 12, formed in the two adjacent rocking portions.

The calk 8 is screwed into the nut 11 after the latter has been placed in the recess 12, and the action of the calk is such that upon being screwed into place it forces apart the adjacent rocking portions and causes the clips 6 and 7 to be firmly pressed against the horseshoe 13.

In the case of a toe-clamp three portions are required in order to secure in place two detachable calks. In the case of side clamps but two rocking portions are employed.

By means of this construction the calks not only may be securely fastened in place, but by securing them in place will firmly attach the clamps to the horseshoe.

By reason of employing the straight clip 7, resting against the inner side of the horseshoe, there will be no projection to bear against the heel of the horse's foot and injure the same.

Having thus described my invention, I claim as new and desire to secure by Letters Patent—

1. A detachable calk for horseshoes, composed of a clamp to be attached to the shoe, consisting of rocking portions formed with suitable clips and connected together, and a removable calk having a wedge-shaped portion engaging corresponding recesses in the edges of the rocker portions, and a screw-threaded end engaging a nut located within the rocker portions, substantially as described.

2. A detachable calk for horseshoes, composed of a clamp consisting of rocker portions connected by straps and bolts, and formed with a hooked clip and a straight clip, and having beveled semicircular recesses in their edges, and an internal recess containing

a nut, in combination with a removable calk having a tapered shoulder engaging the beveled semicircular recesses, and a screw-threaded end engaging the nut within the rocker portions, substantially as described.

5 3. The combination, with the toe-clamp, consisting of rocker portion 2, having straight clip 7, and rocker portions 1, having clips 6, of calks 8, having a tapering shoulder, 9,

engaging the semicircular recesses 5 in the portions 2 and 1 1, and a screw-threaded end, 10, engaging a nut, 11, located in the recess 12 in the rocker portions 2 1 1, substantially as described.

THOMAS B. MASON.

Witnesses:

GEO. E. FELLO,

JAMES E. LINDLEY.