

(Model.)

H. C. PLAMBECK.

CIGAR MOLD.

No. 386,894.

Patented July 31, 1888.

Fig. 1.

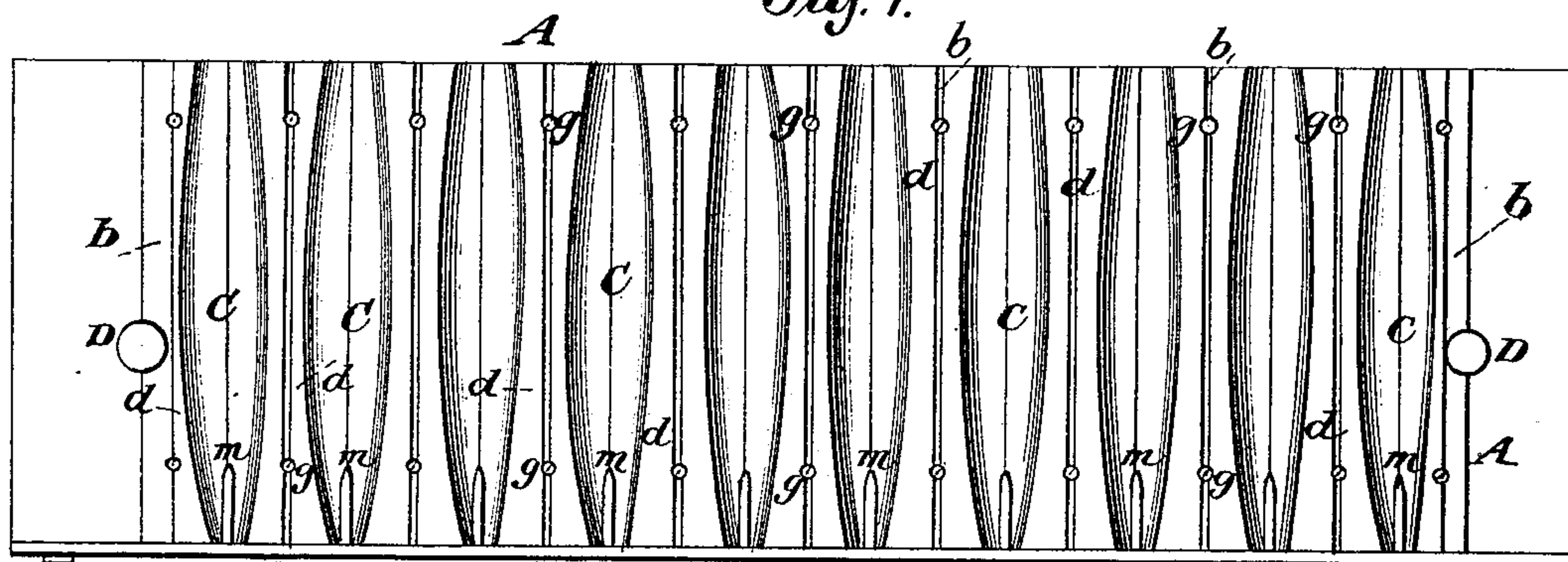


Fig. 2.

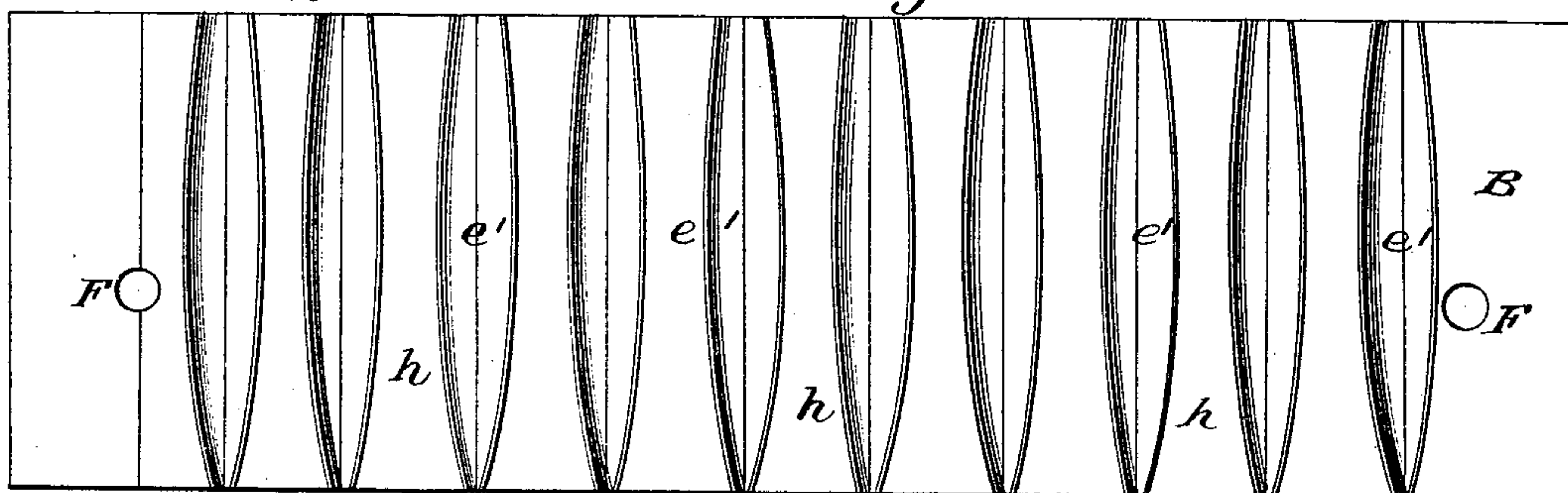


Fig. 3.

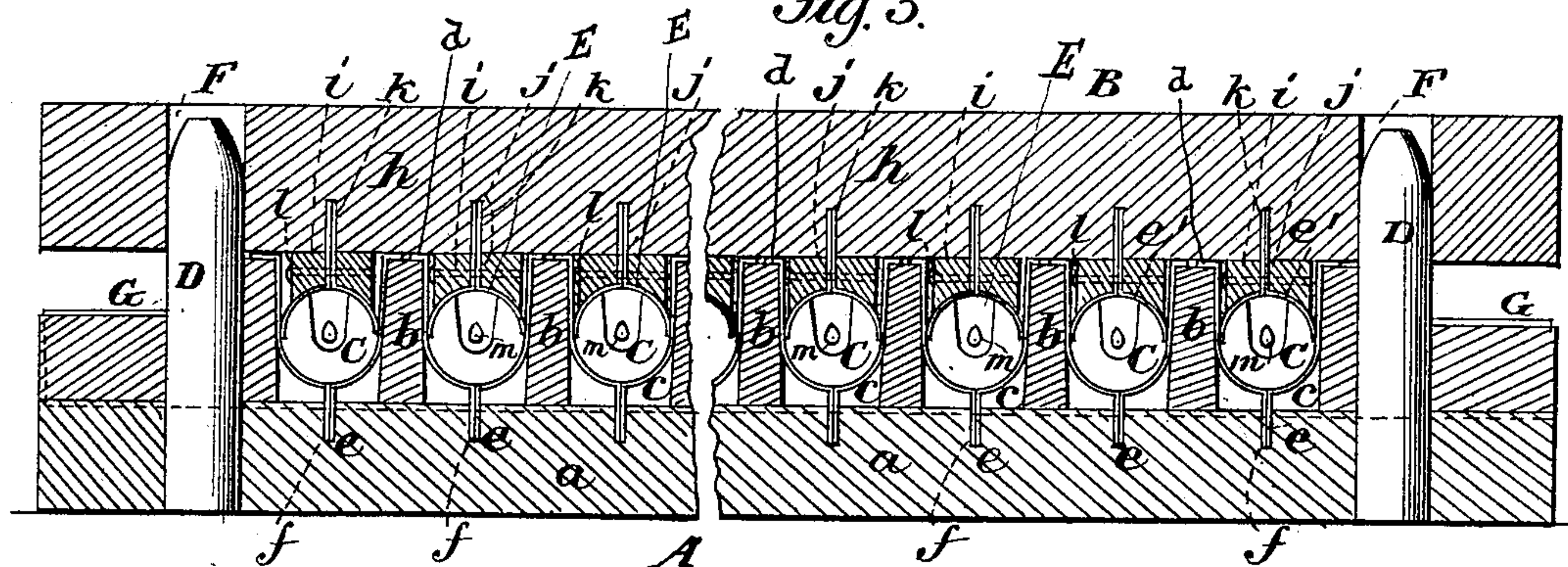
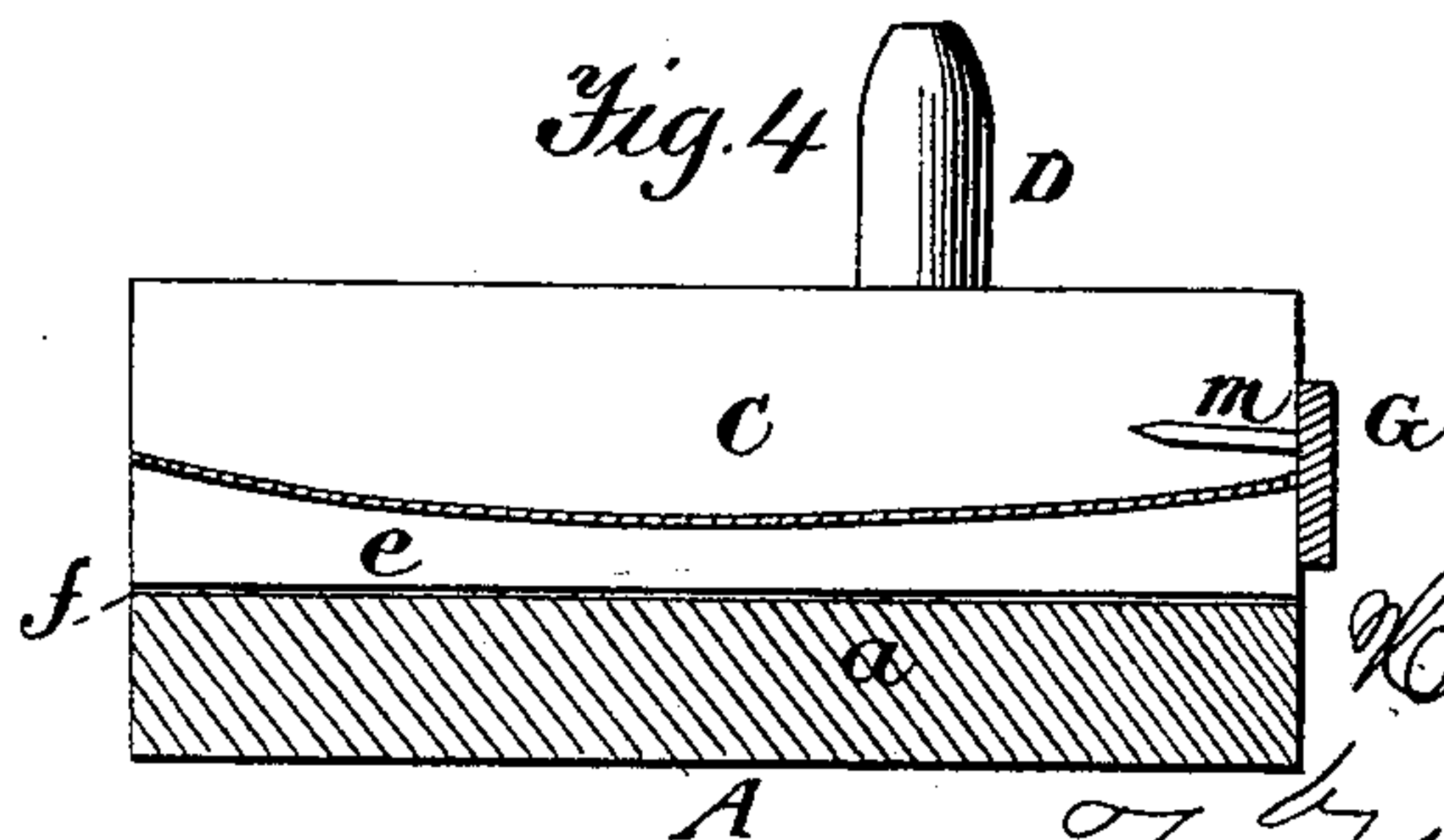


Fig. 4.



Witnesses.
A. Ruppert,
J. B. Webb.

Inventor.
Henry C. Plambeck.
Franklin H. Hough,
attorney

UNITED STATES PATENT OFFICE

HENRY C. PLAMBECK, OF DAVENPORT, IOWA.

CIGAR-MOLD.

SPECIFICATION forming part of Letters Patent No. 386,894, dated July 31, 1888.

Application filed April 10, 1888. Serial No. 270,186. (Model.)

To all whom it may concern:

Be it known that I, HENRY C. PLAMBECK, a citizen of the United States, residing at Davenport, in the county of Scott and State of Iowa, have invented certain new and useful Improvements in Cigar-Molds; and I do declare the following to be a full, clear, and exact description of the invention, such as will enable others skilled in the art to which it appertains to make and use the same, reference being had to the accompanying drawings, and to the letters and figures of reference marked thereon, which form a part of this specification.

This invention relates to certain new and useful improvements in cigar-molds; and it has for its object to provide a simple and cheap mold, easy of repair in case of breakage, and in which the cigars can be pierced at the head at the time they are molded.

To these ends, and to such others as the invention may relate, the same consists in the peculiar combination and in the novel construction, arrangement, and adaptation of parts, all as more fully hereinafter described, shown in the drawings, and defined in the claim.

In the accompanying drawings, Figure 1 is a plan of the lower section of the cigar-mold. Fig. 2 is a bottom plan of the upper section of the same. Fig. 3 is a vertical longitudinal section through the mold complete. Fig. 4 is a transverse sectional detail, more particularly hereinafter referred to.

Reference being had to the details of the drawings by letter, A designates the lower and B the upper half of the mold.

The lower half of the mold is constructed as follows: To the board *a* are secured the strips *b*, at suitable distances apart to form the recesses *c*, of the shape shown, approximating the shape of a cigar. *C C* are strips, preferably of tin, formed with flanges *d e* at right angles to each other. In the bottom of each recess *c*, centrally therein, I form a slot, *f*, and in each of these slots I place the flanges *e* of two of the strips *C*, the flange *d* of each of said strips being brought over and resting on the top of the strips *b* on each side of the recess, and the two flanges *d* on each side of the strips *b* are secured in place preferably by means of a screw or nail, *g*, as seen in Fig. 1. This forms a cheap and very efficient mold.

The strips *C* form a concave receptacle for the cigar.

The lower half of the mold is provided with dowel-pins *D* to engage the holes *F* in the upper half, in the usual manner.

The upper half of the mold is formed as follows: The board *h* is provided at suitable intervals with the concaved transverse strips *i*, provided centrally with a longitudinal slot, *j*, in which are seated the flanges *k* of the strips *E*, said flanges also extending into a slot in the board *h*, as shown. These flanges may be secured by means of the pins *l*, extending through the strips *i* and through the said flanges; but ordinarily the flanges are made to fit the slots sufficiently tight to enable them to be held in place without extraneous aid.

G is strip, preferably of metal, secured along the edge of the lower half of the mold, and provided with a plurality of sharp-pointed pins or needles, *m*, one for each mold. These pins extend into the molds and serve to form a hole in or to pierce the cigars as they are molded.

In operation the upper half of the mold is removed. The operator then places an unfinished cigar, or a "cigar-bunch," as it is termed, in each one of the spaces *C* in the lower part of the mold, each bunch being forced endwise of the recess, so as to cause the pin *m* to penetrate the end of the bunch which is to form the head of the cigar. After all of the spaces in the lower portion of the mold have been thus filled, the upper section of the mold is replaced and the cigars are molded in the usual way.

What I claim as new is—

The combination, with a cigar-mold consisting of a series of matrices and plungers, of the strip *G*, secured to the edge thereof adjacent to the ends of the matrices at which the heads of the cigars are formed, and a plurality of pins, *m*, secured to said strip and extended into said molds, substantially as and for the purpose specified.

In testimony whereof I affix my signature in presence of two witnesses.

HENRY C. PLAMBECK.

Witnesses:

C. A. FICKE,

J. C. VILYTHUM.