

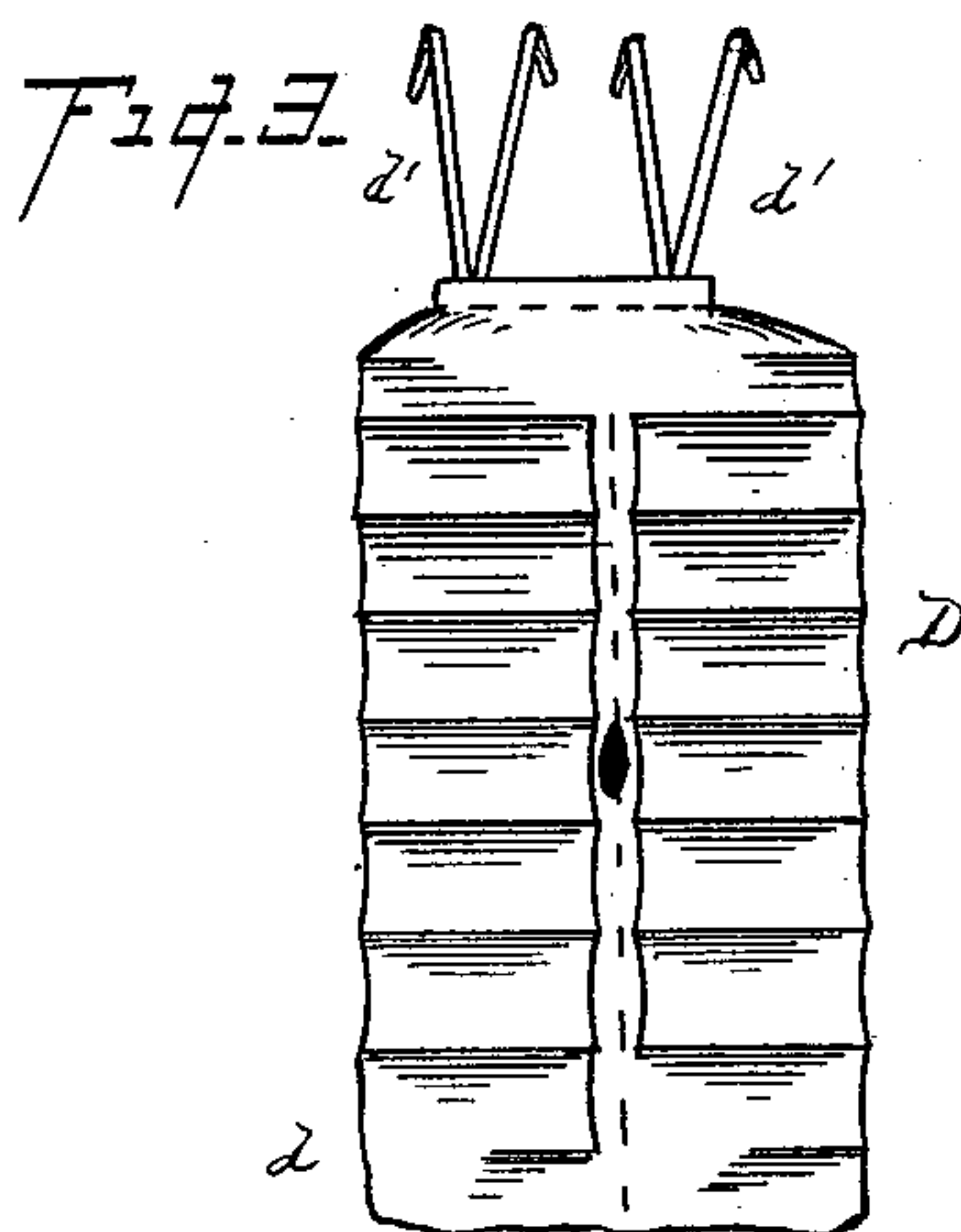
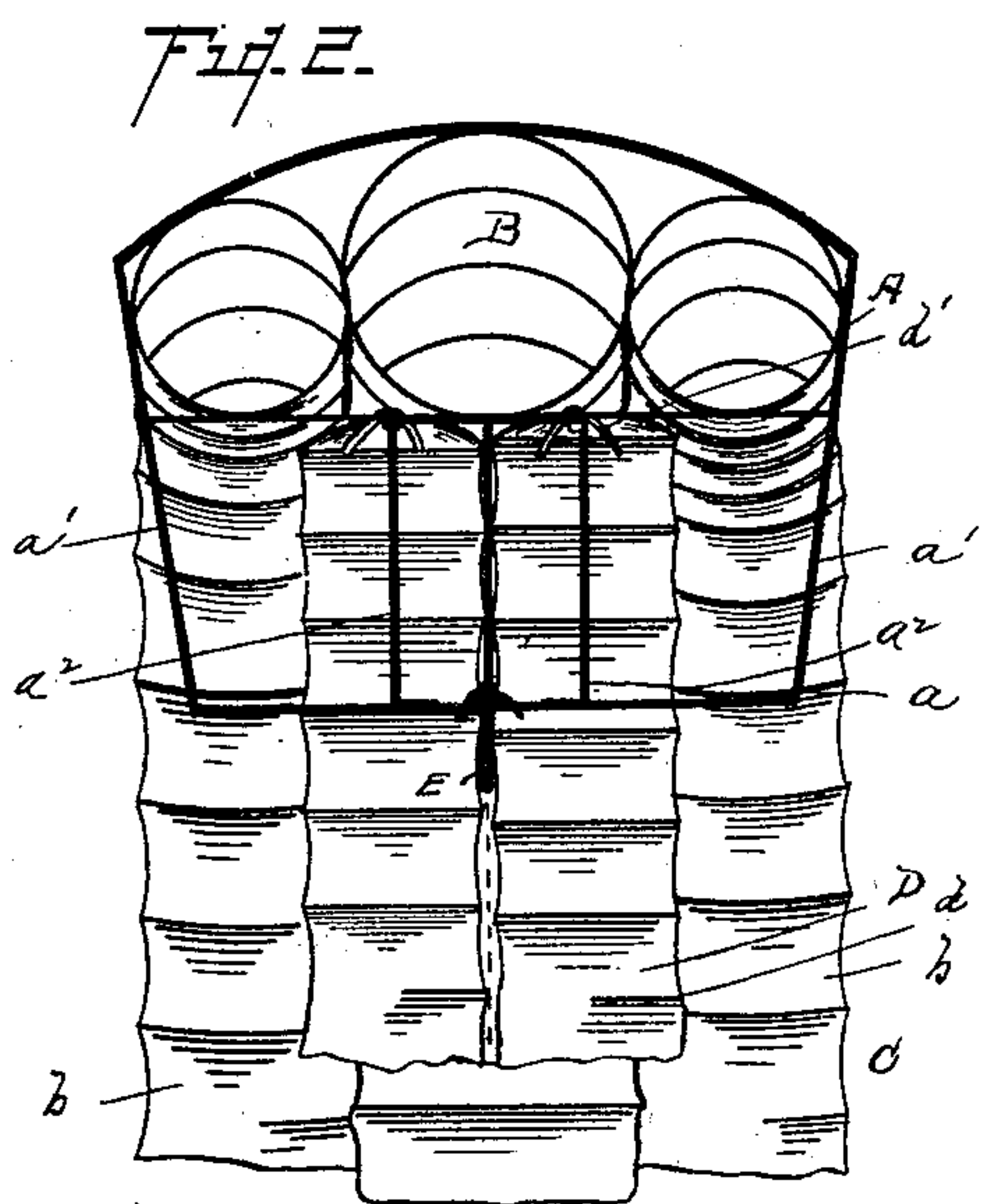
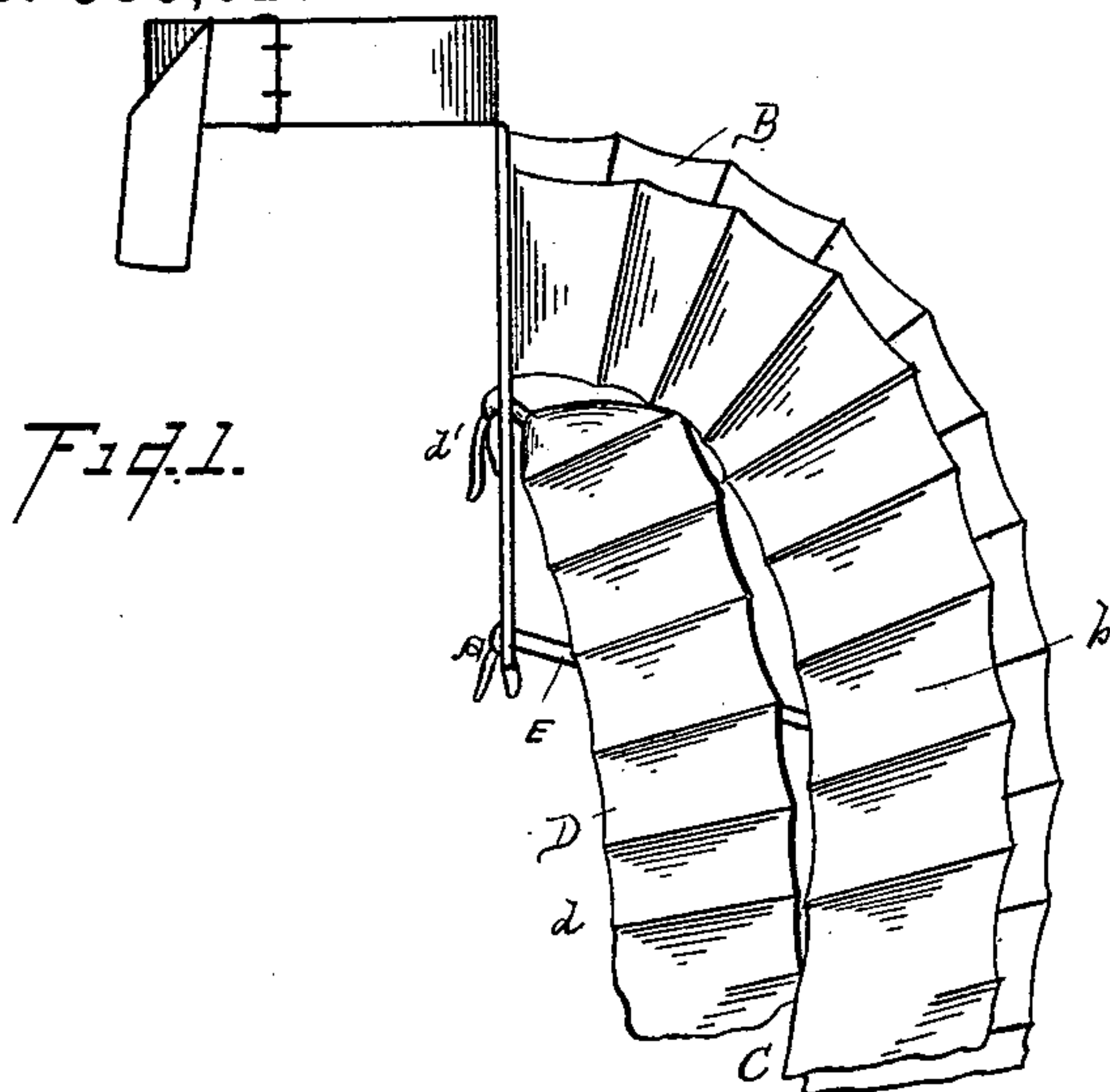
(No Model.)

A. H. JACKSON.

BUSTLE.

No. 386,827.

Patented July 31, 1888.



WITNESSES.  
John Montgomery.  
Geo. Fox.

INVENTOR  
Amos H. Jackson  
By Myers & Co. Attorneys.

# UNITED STATES PATENT OFFICE.

AMOS H. JACKSON, OF FREMONT, OHIO.

## BUSTLE.

SPECIFICATION forming part of Letters Patent No. 386,827, dated July 31, 1888.

Application filed April 11, 1888. Serial No. 270,372. (No model.)

*To all whom it may concern:*

Be it known that I, AMOS H. JACKSON, a citizen of the United States of America, residing at Fremont, in the county of Sandusky and State of Ohio, have invented certain new and useful Improvements in Bustles, of which the following is a specification, reference being had therein to the accompanying drawings.

This invention pertains to certain new and useful improvements in bustles, having for its object the provision of a new and improved article of this class comprising few parts and giving to the dress of the wearer a neat and proper setting.

The invention therefore comprises the construction, combination, and arrangement of parts, substantially as hereinafter fully set forth, and particularly pointed out in the claims.

In the accompanying drawings, Figure 1 is a view in side elevation of my improved bustle. Fig. 2 is an end view thereof, and Fig. 3 is a detail view.

Referring to the drawings, A designates the normally-vertical supporting-frame, composed of three (more or less) curved cross bars, *a*, connected at their ends by inclined side bars, *a'*. The central and lower cross bars, *a*, are connected by vertical wire rods *a''* to add strength to the frame. To the top and central cross bars of the frame is connected the inner end of a large centrally-disposed spring, B, composed of a single coiled wire, as shown. Adjoining this central spring, B, on either side thereof, are secured similar but smaller springs, *b b*, likewise connected to the frame A. These springs B *b* are preferably inclosed in a cotton or linen bag or covering, C, the sides of which are stitched together between the springs, as shown.

D D are two coil-springs inclosed in a bag or covering, *d*, to the upper end of which are connected tapes or cords *d' d'*, by means of which said springs are attached to the central cross-bar, *a*, as shown.

The long curved springs B *b* are held down to their proper place, so as to give the desired set to the dress of the wearer, by means of a tape or cord, E, which is passed between the supporting-springs D D and tied at its end to the frame A. By this means the springs B *b* are made to bear firmly against the springs D, which are designed to support the same and hold them in their proper position.

By reason of the adjustable connection of the springs D the same can be held at the desired point, according to the setting it is desired to give the outer curved springs, which can be drawn in or let out by the tape E.

I do not restrict myself to the employment of the exact number of springs shown and described, as it is obvious that without departing from the spirit of my invention a greater or less number of said springs may be employed.

I claim as my invention—

1. As an improvement in bustles having a vertical frame and a series of outer downwardly-curved coil-springs, the separate coil-supporting springs disposed within a bag or covering and adjustably secured under said outer springs in an approximately vertical position, substantially as shown and described.

2. The herein-described improved bustle, comprising the vertical frame, the series of outer curved coil-springs connected thereto, the bag or covering therefor, the separate coil-supporting springs disposed in an approximately vertical position, together with their bag or covering, and the adjusting or holding tapes for securing said supporting-springs to said frame beneath said outer springs, substantially as shown and described.

In testimony whereof I affix my signature in presence of two witnesses.

AMOS H. JACKSON.

Witnesses:

M. G. THRAVES,  
F. R. FRONIZER.