

(Model.)

2 Sheets—Sheet 1.

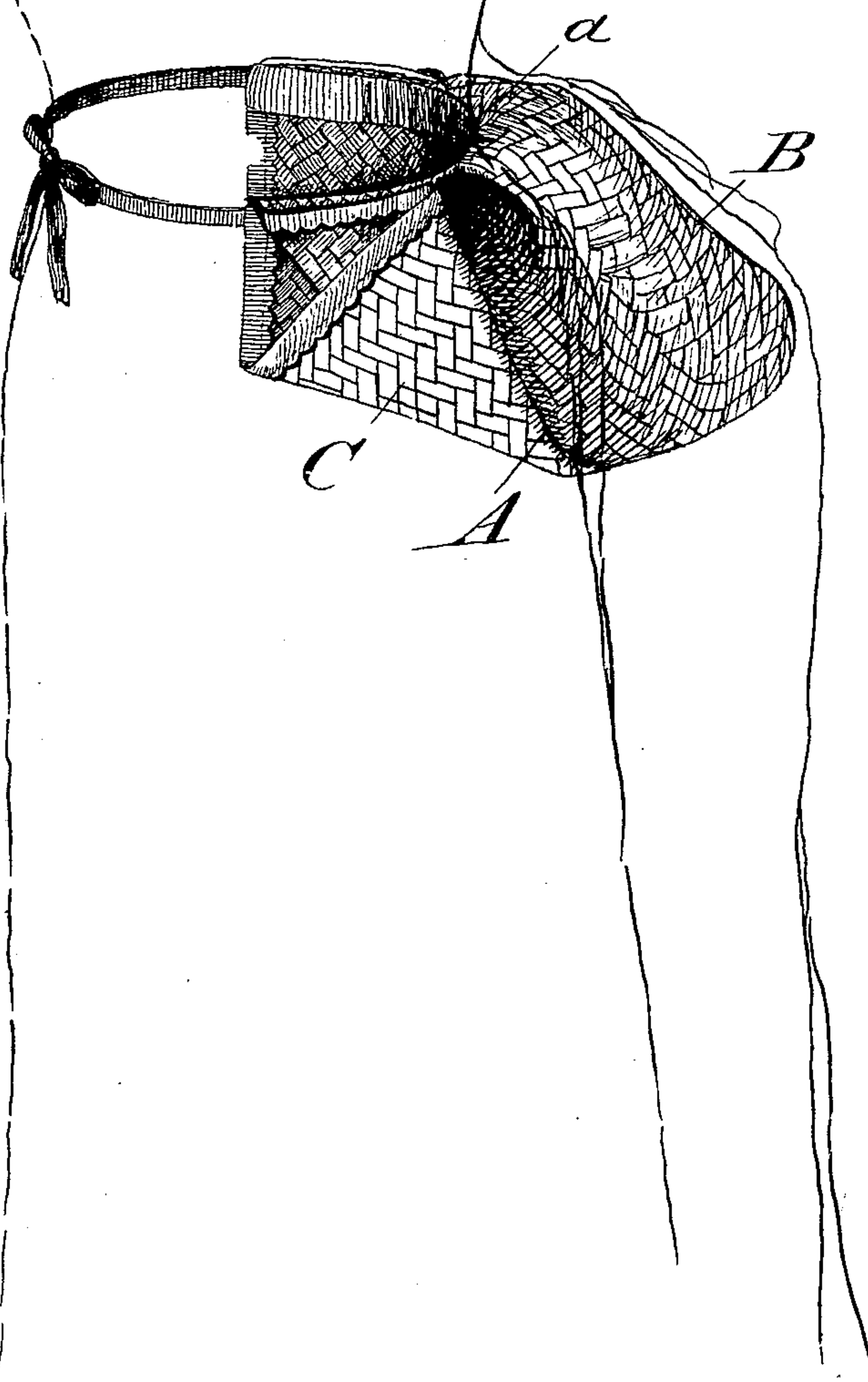
K. HENDRICKS.

BUSTLE.

No. 386,744.

Patented July 24, 1888.

Fig. 1.



Attest:

H. H. Schott
Chas. E. Parker.

Inventor:

Kate Hendricks.
Chas. E. Parker, atty.

(Model.)

2 Sheets—Sheet 2.

K. HENDRICKS.

BUSTLE.

No. 386,744.

Patented July 24, 1888.

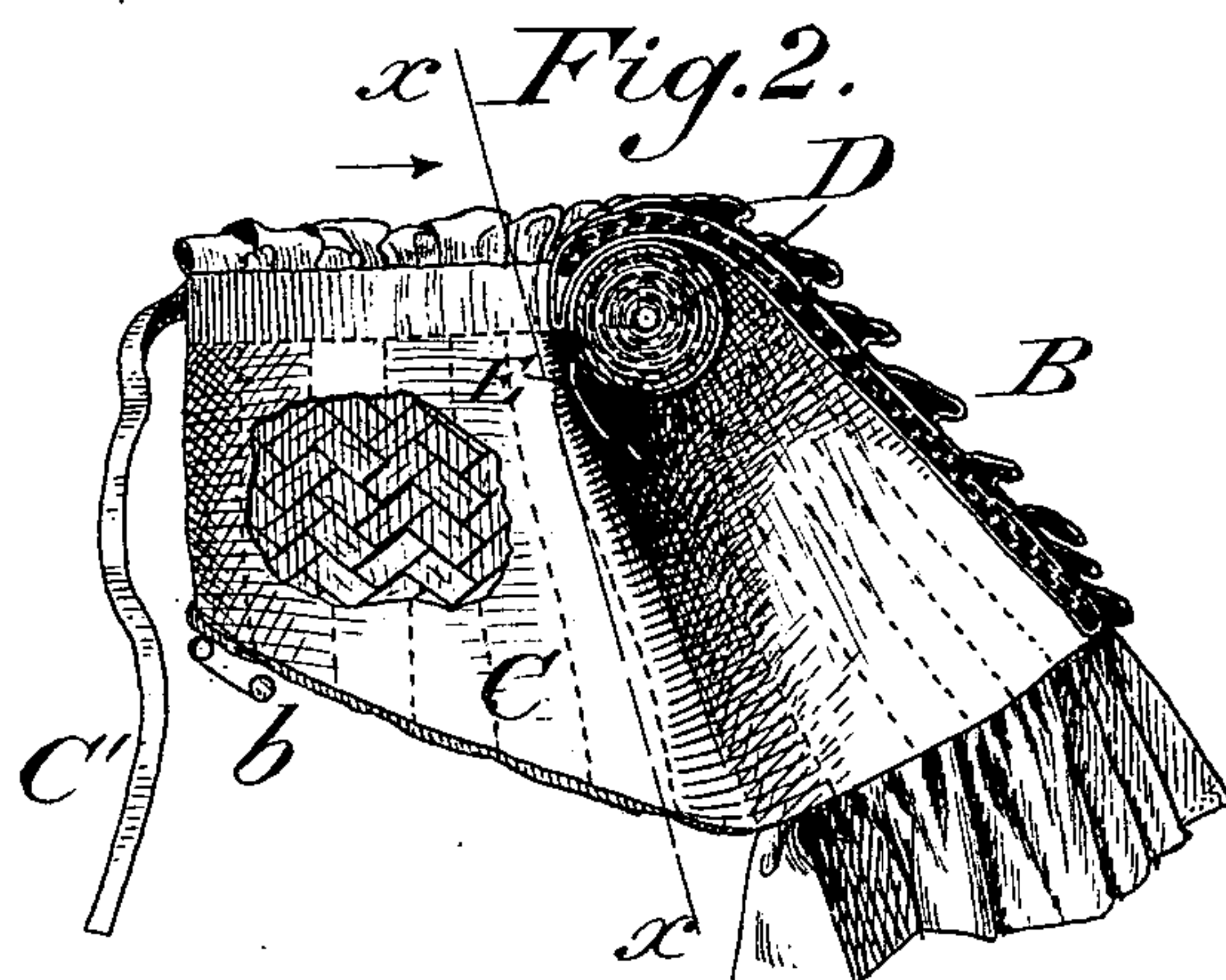
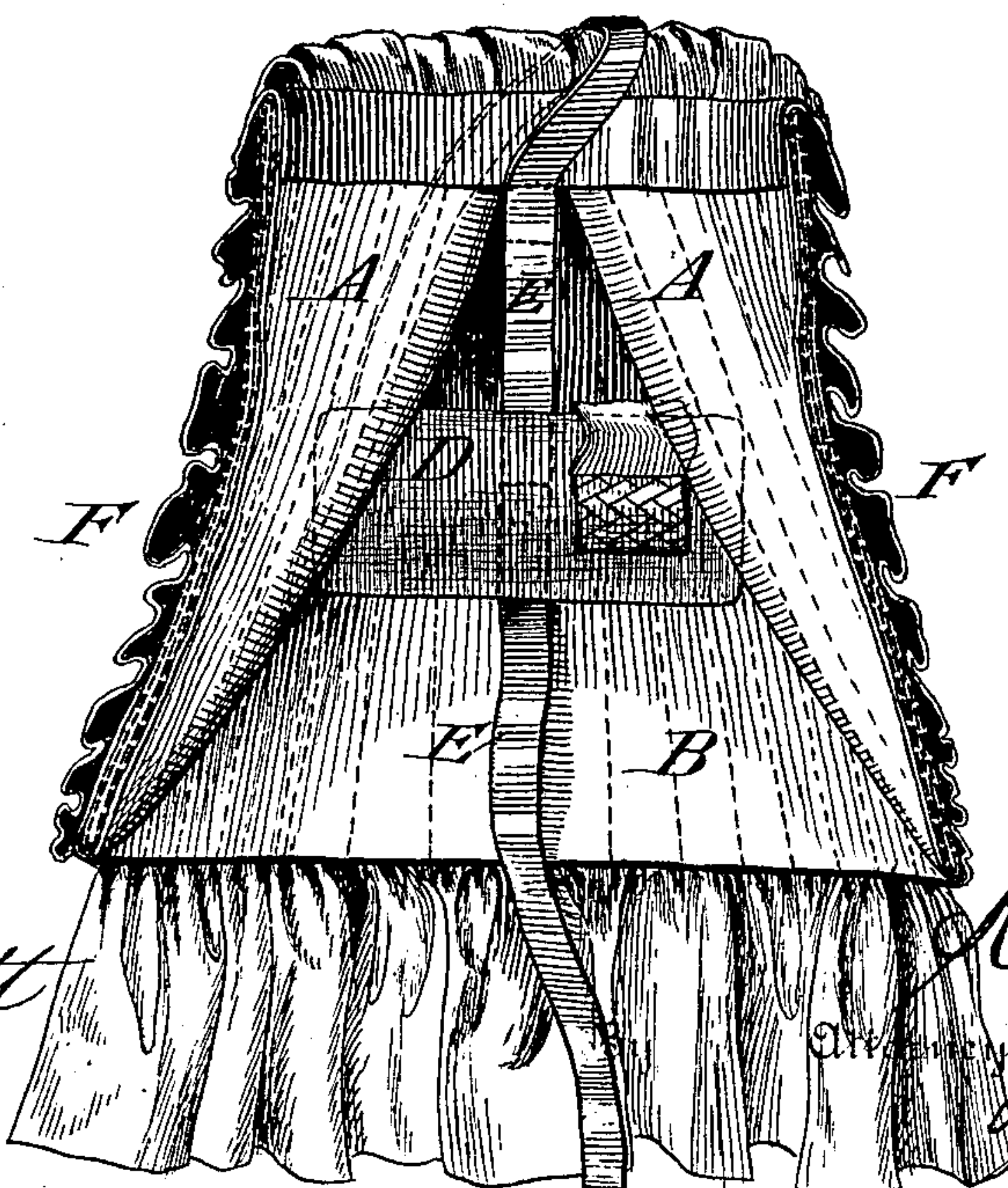


Fig. 3.



Witnesses

H. H. Schott
J. E. Tasker.

Inventor,

Kate Hendricks.
John C. Tasker.

UNITED STATES PATENT OFFICE.

KATE HENDRICKS, OF SHELBYVILLE, INDIANA.

BUSTLE.

SPECIFICATION forming part of Letters Patent No. 386,744, dated July 24, 1888.

Application filed March 25, 1887. Renewed June 30, 1888. Serial No. 278,679. (Model.)

To all whom it may concern:

Be it known that I, KATE HENDRICKS, a citizen of the United States, residing at Shelbyville, in the county of Shelby and State of Indiana, have invented certain new and useful Improvements in Bustles; and I do hereby declare the following to be a full, clear, and exact description of the invention, such as will enable others skilled in the art to which it ap-
10 pertains to make and use the same.

This invention relates to an improvement in bustles; and it consists in a peculiarly-constructed frame, and also in the combination of the several parts that make up the bustle,
15 substantially as will be hereinafter described and claimed.

In the annexed drawings, illustrating my invention, Figure 1 is a perspective view of the frame of my improved bustle. Fig. 2 is a sectional elevation taken on a line running longitudinally through the bustle, and showing a portion of the covering of the frame broken
20 away to expose the latter. Fig. 3 is an enlarged sectional elevation taken transversely on the line *x x* of Fig. 2.

Like letters of reference denote like parts.

The frame of my improved bustle is composed of plaited or braided straw, reed, palm-leaf, or analogous vegetable or fibrous material, and the desired form of the frame is im-
30 parted thereto by folding a portion of this material in a peculiar manner. A double strip of the material is first prepared. This, at two points not far distant from each other and
35 similarly distanced from the ends, is doubled back upon itself on one side, so as to form two transversely-inclined folds, A A, extending toward each other. The upper ends of these
40 inclined folds will lie below the edge of the double strip, which latter edge is at this point itself folded over said ends, and the ends, together with the edge, are securely sewed together or otherwise fastened. I thus provide
45 the bustle with its back portion, B, which is inclined outwardly at an angle to the direction of the sides C C.

In order to strengthen the bustle and give it more perfect shape and symmetry, a roll, D,

of the same braided material, although other substances may be used, if desired, is placed
50 horizontally within the interior of the back portion, B, close up under the folds A A and against the back, as shown in Fig. 2, thus enabling the back portion to present a more
55 rounded appearance and the upper part thereof to be solid and firm, while the lower portion is flexible and elastic. The roll D is held in place by suitable means, either im-
movably or adjustably. In Fig. 3 it is shown as attached to a cord, E, fastened to the back,
60 by which it can be easily tied in position or is permitted to be removable.

The sides C C are also folded in a peculiar way. The upper outer ends of these sides are
65 secured to the folded edge of the back strip, being likewise integral with said strip. The upper points of the sides are provided with straps C', that pass around the waist of the
70 wearer and wherewith the bustle is held in place. The waist portion, therefore, of the bustle is formed by the sides C C and the folds A A, and the peculiar doubling of these sides
C C makes them light in the part where light-
75 ness is beneficial and makes them stronger where strength is needful.

The frame which I have thus described is
80 designed to be completely covered with some suitable cloth or fabric, F, stitched or otherwise secured to it.

Having thus described my invention, what I
85 claim as new, and desire to secure by Letters Patent, is—

1. As a new article of manufacture, the herein-described bustle, made of plaited or
85 braided vegetable material, and comprising an inclined back portion, B, the transversely-inclined inner folds integral therewith and hav-
ing their upper ends secured to the folded edge of the strip that forms the back portion, B, and
90 the folded outsides, C C, the upper outer ends of which are secured to the folded edge of the said back strip, likewise integral with said
strip, and forming, in connection therewith
95 and the inner folds, the waist portion, all constructed and arranged substantially as de- scribed.

2. A bustle made of braided vegetable or
other material, and consisting of the inclined
back B, the transversely-inclined inner folds
integral therewith and having their upper ends
5 secured to the folded edge of the back portion,
the folded outer sides, C C, the upper outer
ends of which are secured to the folded edge
of the said back portion, and a roll, D, located

within the back portion, substantially as and
for the purposes set forth. 10

In testimony whereof I affix my signature in
presence of two witnesses.

KATE HENDRICKS.

Witnesses:

THOMAS B. ADAMS,
JAMES HENDRICKS.