

(No Model.)

W. J. WHARTON.

TICKET HOLDER.

No. 386,730.

Patented July 24, 1888.

Fig 1

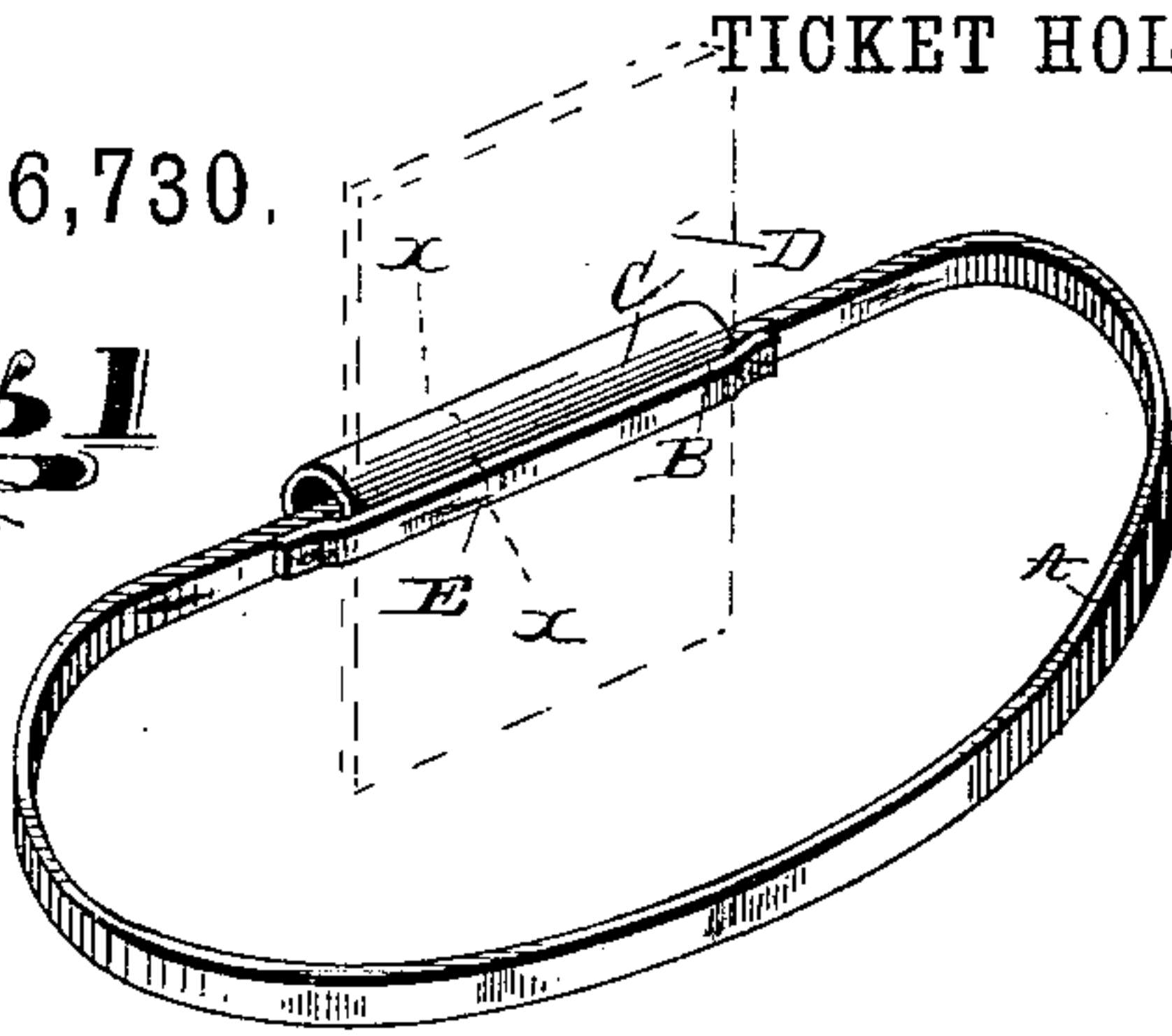


Fig 2

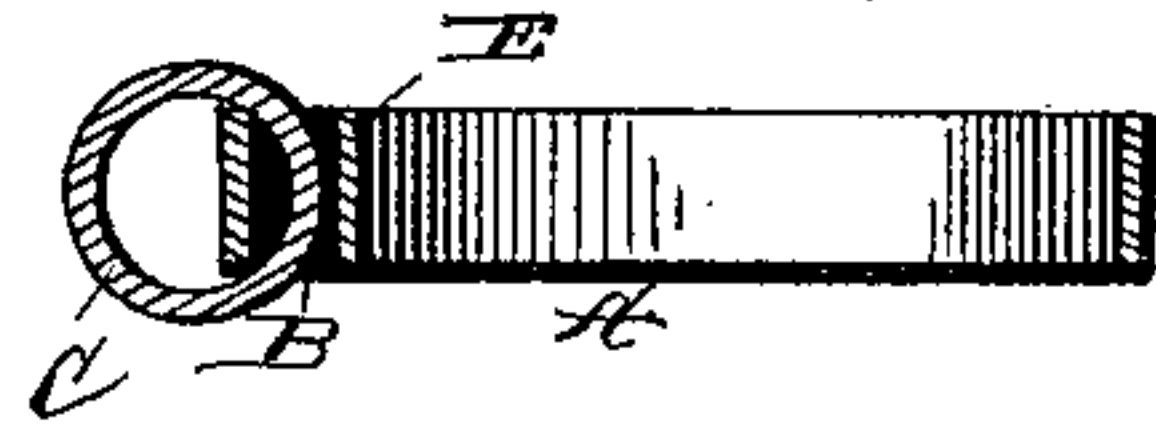


Fig 3

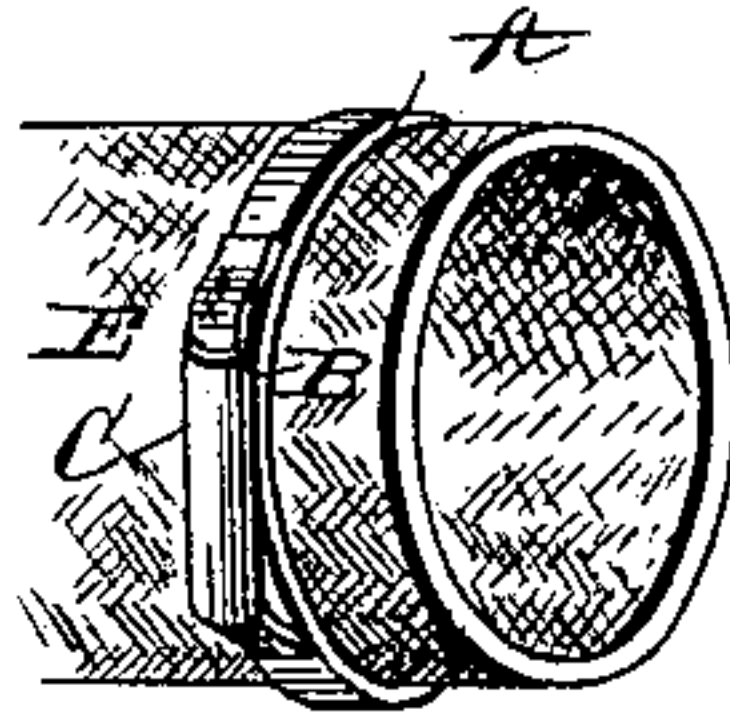
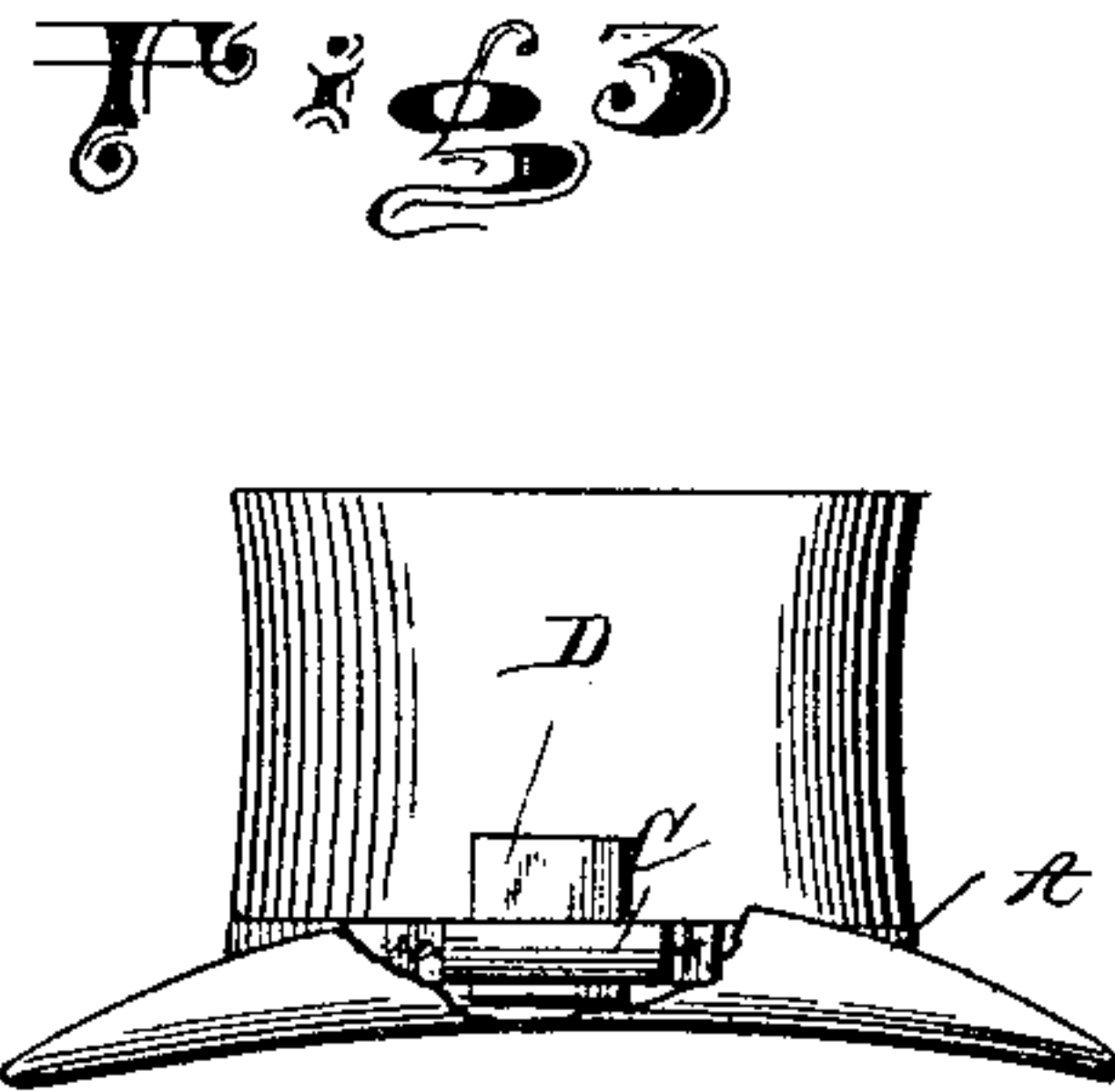
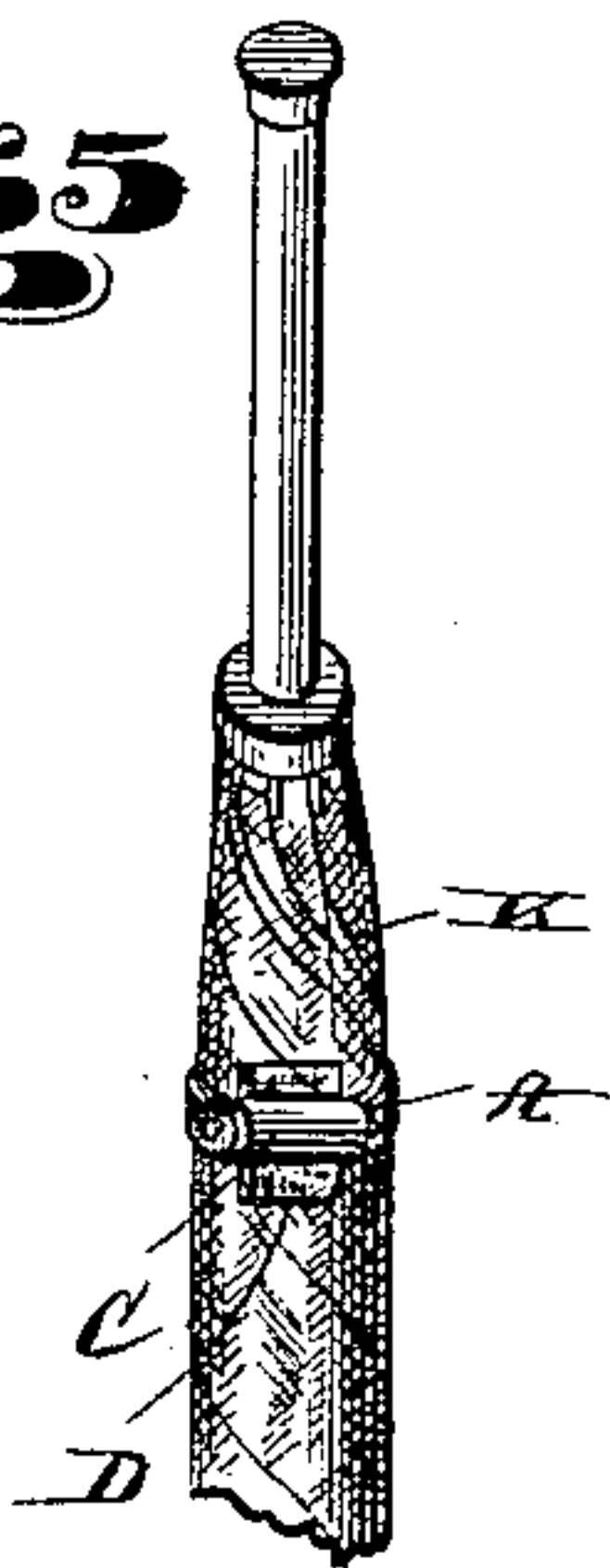


Fig 5



WITNESSES,

F. L. Ourand.
M. L. Byng.

INVENTOR,

William J. Wharton,
by Louis Pagger & Co.
Attorneys.

UNITED STATES PATENT OFFICE.

WILLIAM J. WHARTON, OF WASHINGTON, DISTRICT OF COLUMBIA.

TICKET-HOLDER.

SPECIFICATION forming part of Letters Patent No. 386,730, dated July 24, 1888.

Application filed April 17, 1888. Serial No. 270,978. (No model.)

To all whom it may concern:

Be it known that I, WILLIAM J. WHARTON, a citizen of the United States, and a resident of Washington, in the District of Columbia, have invented certain new and useful Improvements in Tag and Ticket Holders; and I do hereby declare that the following is a full, clear, and exact description of the invention, which will enable others skilled in the art to 10 which it appertains to make and use the same, reference being had to the accompanying drawings, which form a part of this specification, and in which—

Figure 1 is a perspective view of my device for holding tags or tickets. Fig. 2 is a cross-section on line *x x* in Fig. 1. Fig. 3 shows my device as applied to an ordinary hat. Fig. 4 shows my device as applied to the sleeve, and Fig. 5 shows the device as applied to an umbrella. 20

Like letters of reference denote corresponding parts in all the figures.

The object of my invention is to provide a simple and inexpensive device for holding 25 tags, railroad-tickets, and other similar small articles in a convenient manner, and is particularly designed for the use of travelers on railway-trains, steamboats, &c., who are frequently called upon by the conductor to receive a check which they are required to display in a conspicuous manner. It is the custom, therefore, to stick this tag or check into the hat-band, window-frame, or some other place; but this mode of fastening is not always 35 safe or convenient, and it frequently happens that the checks or tickets are lost, thus causing the passenger much annoyance. By the use of my device the check or ticket, as the case may be, may be fastened either upon the person of the passenger or upon any article 40 which he may carry with him in such a way that it may be readily inserted and again removed by the conductor without inconveniencing the passenger, and also in such a manner that the check or ticket will always be in full 45 view.

To this end my device consists of an elastic strap or band, A, of any suitable fabric, and of such size that it may be conveniently slipped 50 around a hat or traveling-cap, or around the sleeve of the passenger, or around an umbrella, K, or any other article, I having illustrated several of these modes of attachment on

the accompanying sheet of drawings. This band is provided with a loop, B, on one side, 55 the band forming the loop being inserted through a small tube, C, made of metal or any other suitable material. Thus it will be seen that a narrow space is formed between the band proper and one side of the tube, which 60 space forms a receptacle for the check or railway-ticket, (shown at D.)

The object of the small tube or cylinder C is twofold—viz., in the first place it prevents the loop from wearing through frequent insertion and removal of the checks or tickets, 65 and, again, being of cylindrical shape, it facilitates the insertion of the check or ticket into the loop, so that the loop does not have to be spread or opened by the fingers before the 70 check or ticket can be inserted.

If desired, this device may form a permanent attachment of a traveling-cap, so as to be always sold in connection therewith, or it may be sold as a separate article of manufacture. 75

From the foregoing description, taken in connection with the drawings, the manner of using this little device will be readily understood without further explanation. The traveler 80 places the band around his hat, umbrella, or at other convenient place, where it will readily attract the attention of the conductor, especially when the device is used with the cylinder C, which may be made of nickled or plated 85 metal, so as to be easily observed by the conductor as he passes through the cars. Instead of bothering the passenger with a check or ticket, the conductor simply slips his check into the loop of the device, where it will remain in full view until he again collects it, 90 thereby saving the passenger the annoyance incident to taking care of his check or ticket.

Having thus described my invention, I claim and desire to secure by Letters Patent of the 95 United States—

The combination of the band A, loop B, and tube or cylinder C, substantially as and for the purpose shown and set forth.

In testimony that I claim the foregoing as my 100 own I have hereunto affixed my signature in presence of two witnesses.

WILLIAM J. WHARTON.

Witnesses:

LOUIS BAGGER,
BENNETT S. JONES.