

(No Model.)

C. W. BULLARD.

LATCH CASE.

No. 386,522.

Patented July 24, 1888.

FIG. 1.

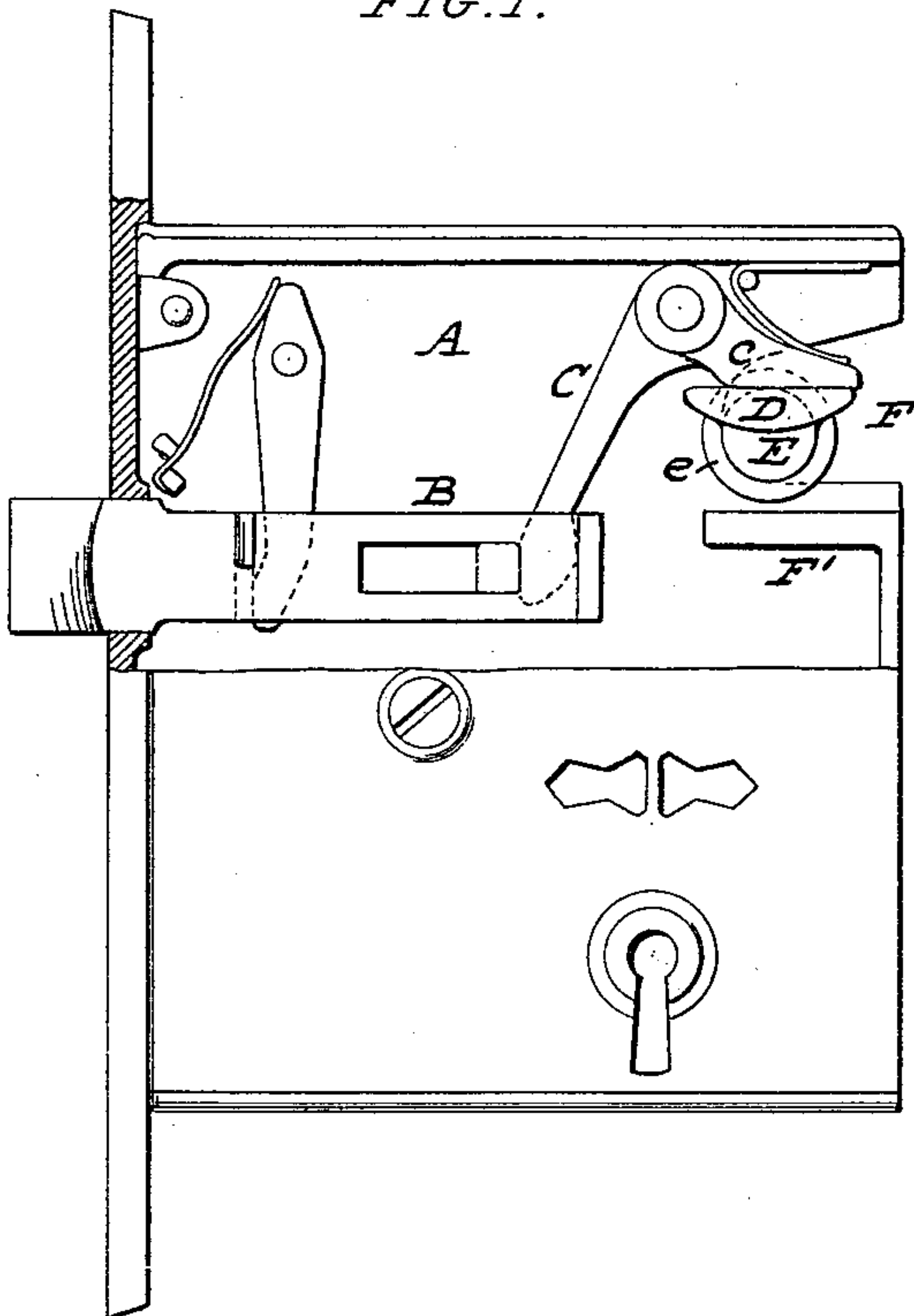


FIG. 2.

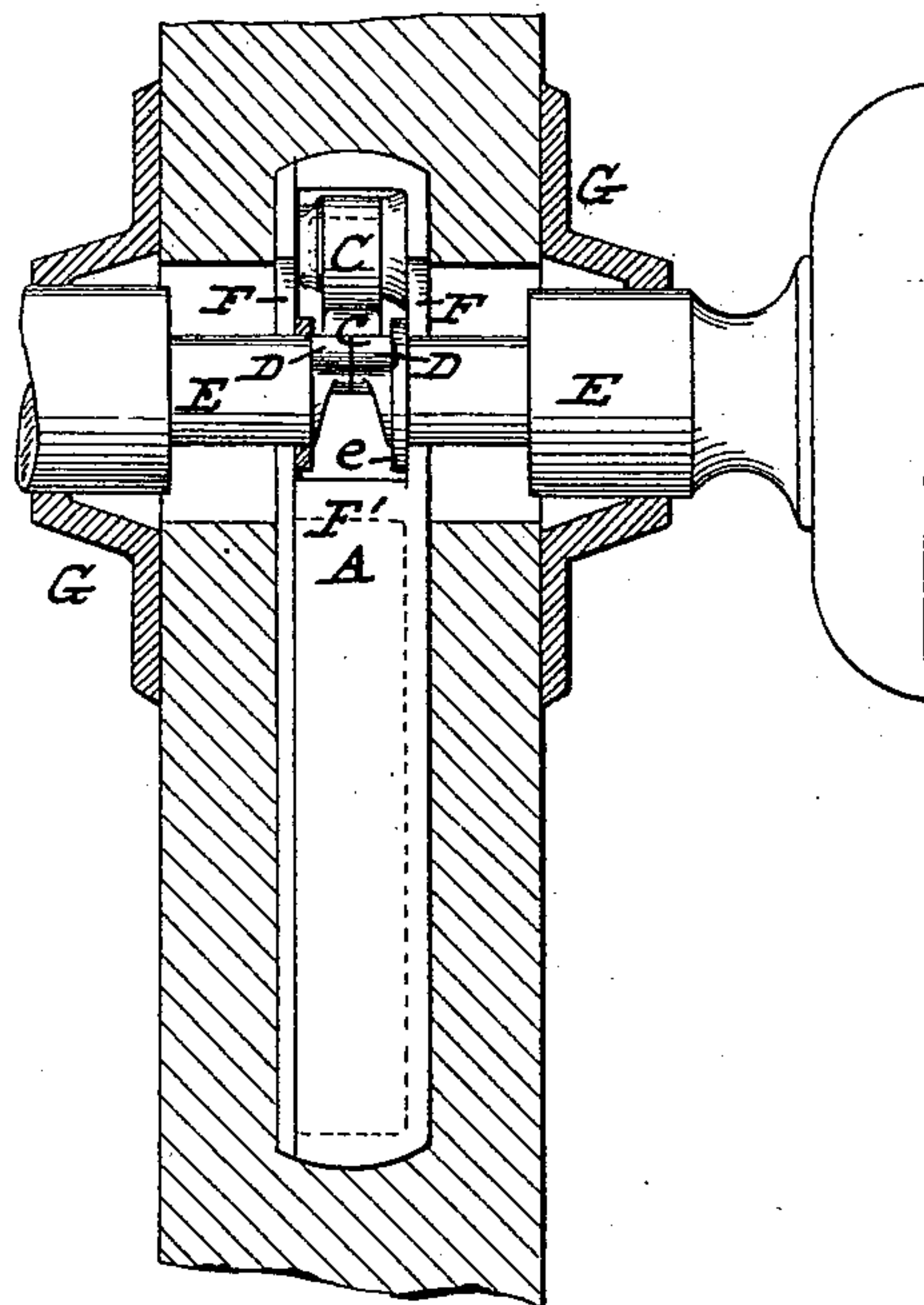


FIG. 3.

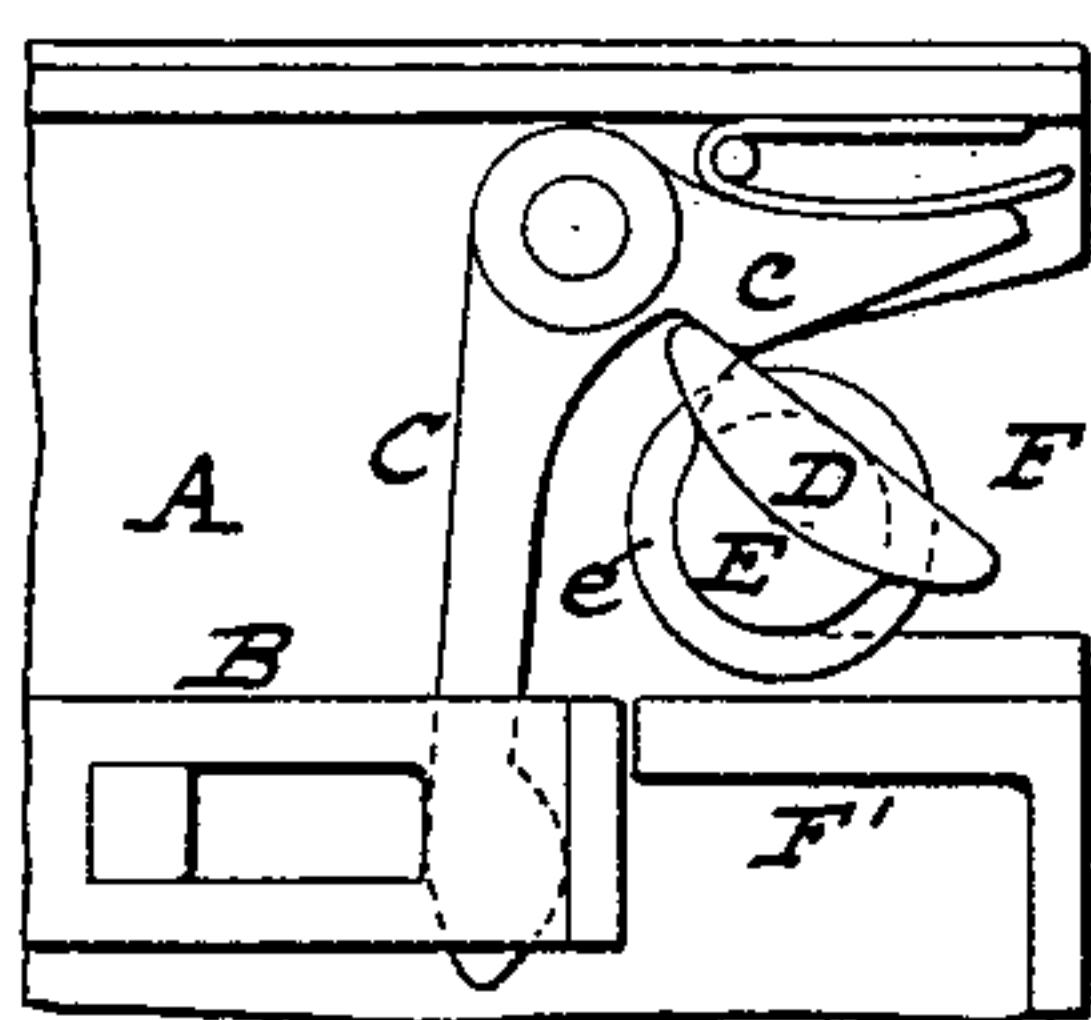
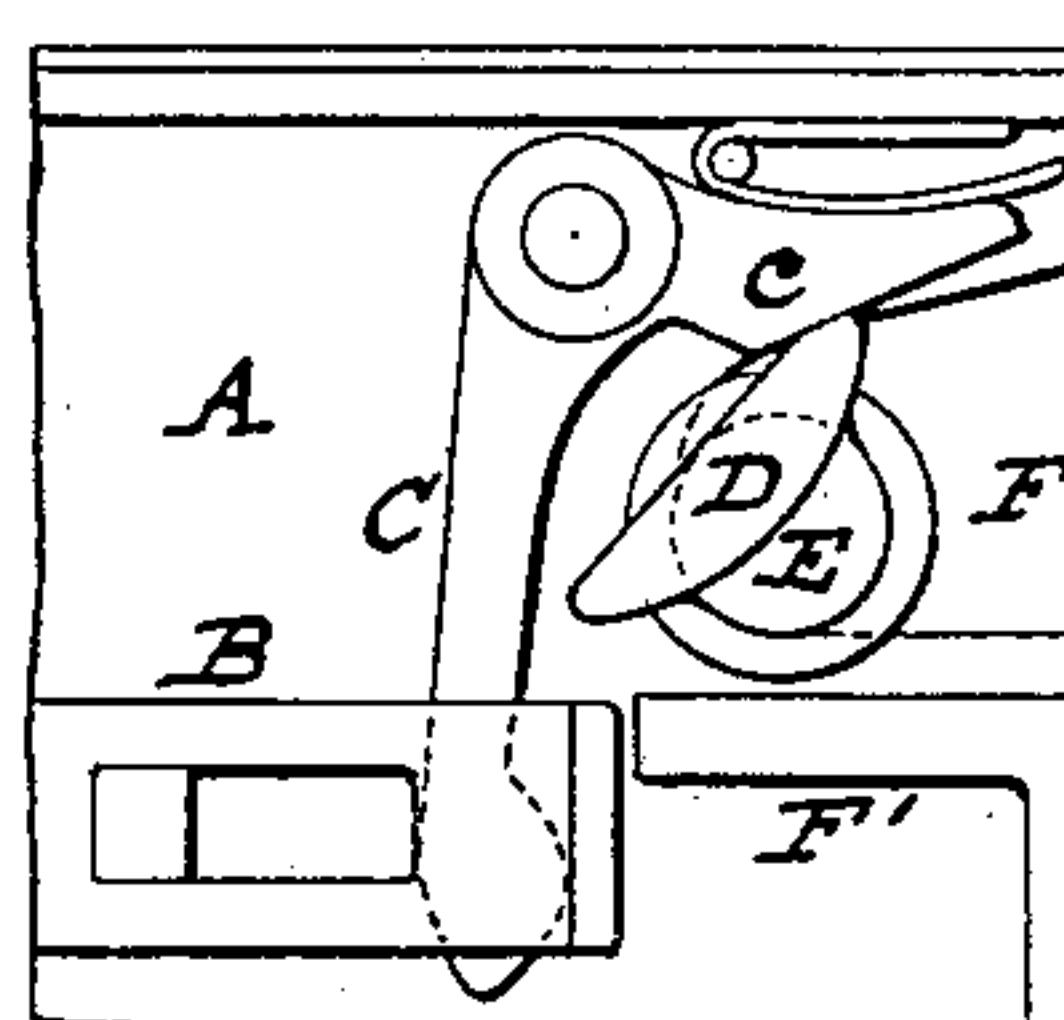


FIG. 4.



ATTEST:

Henry E. Hamilton.

W. H. Holmes.

INVENTOR:

Charles W. Bullard
by *Robert Burns,*
Attorney.

UNITED STATES PATENT OFFICE.

CHARLES W. BULLARD, OF CHICAGO, ILLINOIS.

LATCH-CASE.

SPECIFICATION forming part of Letters Patent No. 386,522, dated July 24, 1888.

Application filed March 5, 1888. Serial No. 266,263. (No model.)

To all whom it may concern:

Be it known that I, CHARLES W. BULLARD, a citizen of the United States, residing at Chicago, in the county of Cook and State of Illinois, have invented certain new and useful Improvements in Latch-Cases; and I do hereby declare the following to be a full, clear, and exact description of the same, reference being had to the accompanying drawings, forming a part of this specification.

My invention relates to that type of knob-latches in which the operating-cam of the spring-bolt is formed directly upon the end of the knob shank or spindle and means provided within the latch-case for attaching the knob-shank thereto; and my present improvement has for its object to provide a simple and durable means for attaching the knob, in which ample provision is made to allow for shrinkage of the door, as well as to enable the latch-case to be removed from the door without disturbing the knob or knobs. I attain such object by the construction and arrangement of parts illustrated in the accompanying drawings, in which—

Figure 1 is a side elevation of a mortise door-latch embodying my invention, parts of the case being broken away to illustrate the internal arrangement of parts; Fig. 2, a rear end view of the latch-case, showing the same in position in the door; and Figs. 3 and 4, detail elevations of the bolt-operating mechanism in different positions.

Similar letters of reference indicate like parts in the several views.

Referring to the drawings, A represents the latch-case, B the spring bolt or latch, and C its operating bell-crank lever, the horizontal arm *c* of which rests upon and receives motion from the cam or lug D upon the end of the knob shank or spindle E. The construction shown is my preferred form of bolt-operating mechanism, yet any other well-known form of operating mechanism may be employed instead without departing from the spirit of my

invention, which consists solely in forming the latch-case with an opening, F, extending through its edge to receive the lugged ends of the knob-spindles E, which, in the case of a mortise-lock, will be in duplicate, as shown, and arranged independent of each other, with the lever-arm *c* common to both lugs or cams D, as shown in Fig. 2.

e represents collars, either separate from or forming an integral part of the knob-spindles, and which engage against the inside of the side plates to the latch-case to hold the knob-spindles from an outward disengagement. In some cases these collars may be dispensed with and the lugs D so formed as to act as substitutes therefor.

F' is a horizontal web a short distance below the opening or slot F to impart strength and stiffness to the lock-plate at such point.

G is the usual rose or escutcheon for holding the knobs in proper position.

By my improved construction the knob-spindles can be readily engaged with the latch-case. Such latch-case is free to move longitudinally with relation to the spindles—due to shrinkage of the wood—and the latch-case is free to be removed without disturbing the knobs in their proper position on the door.

Having thus fully described my said invention, what I claim as new, and desire to secure by Letters Patent, is—

In a door-latch, the combination of the latch-case A, having an opening, F, extending through its edge, the knob shank or spindle E, engaging the side of the latch-case through said opening and provided with lug or cam D, and the rose or escutcheon G, essentially as set forth.

In testimony whereof witness my hand this 2d day of March, 1888.

CHARLES W. BULLARD.

In presence of—

ROBERT BURNS,
M. H. HOLMES.