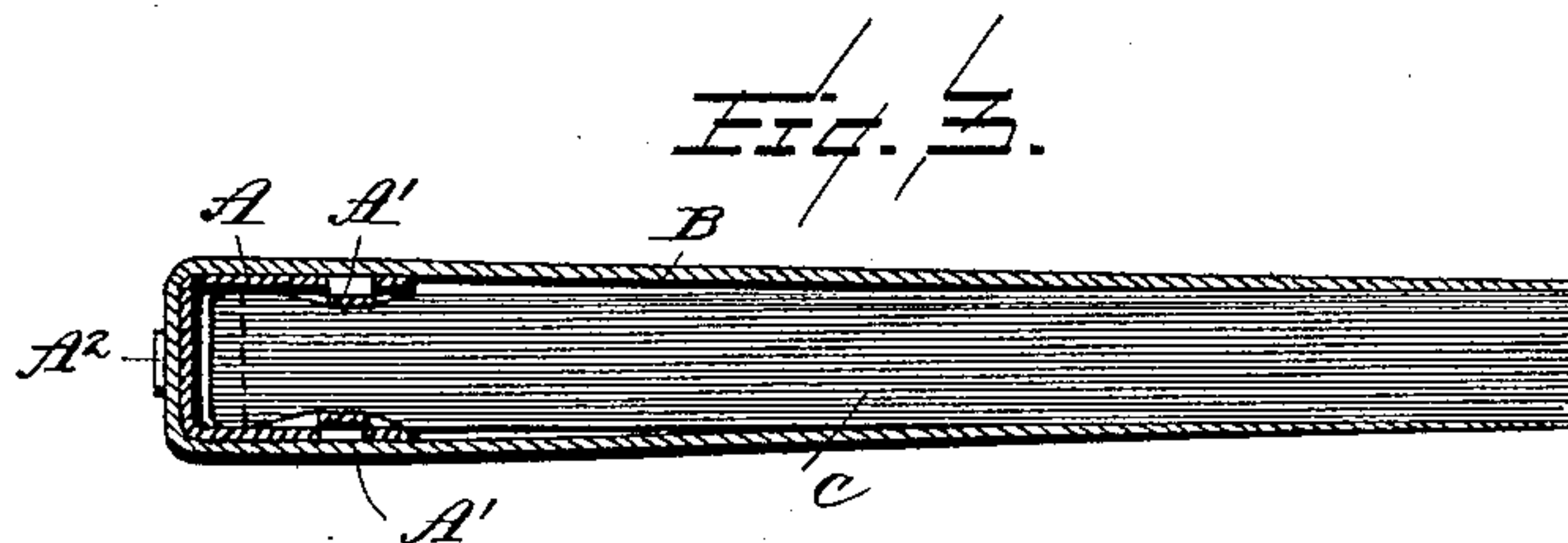
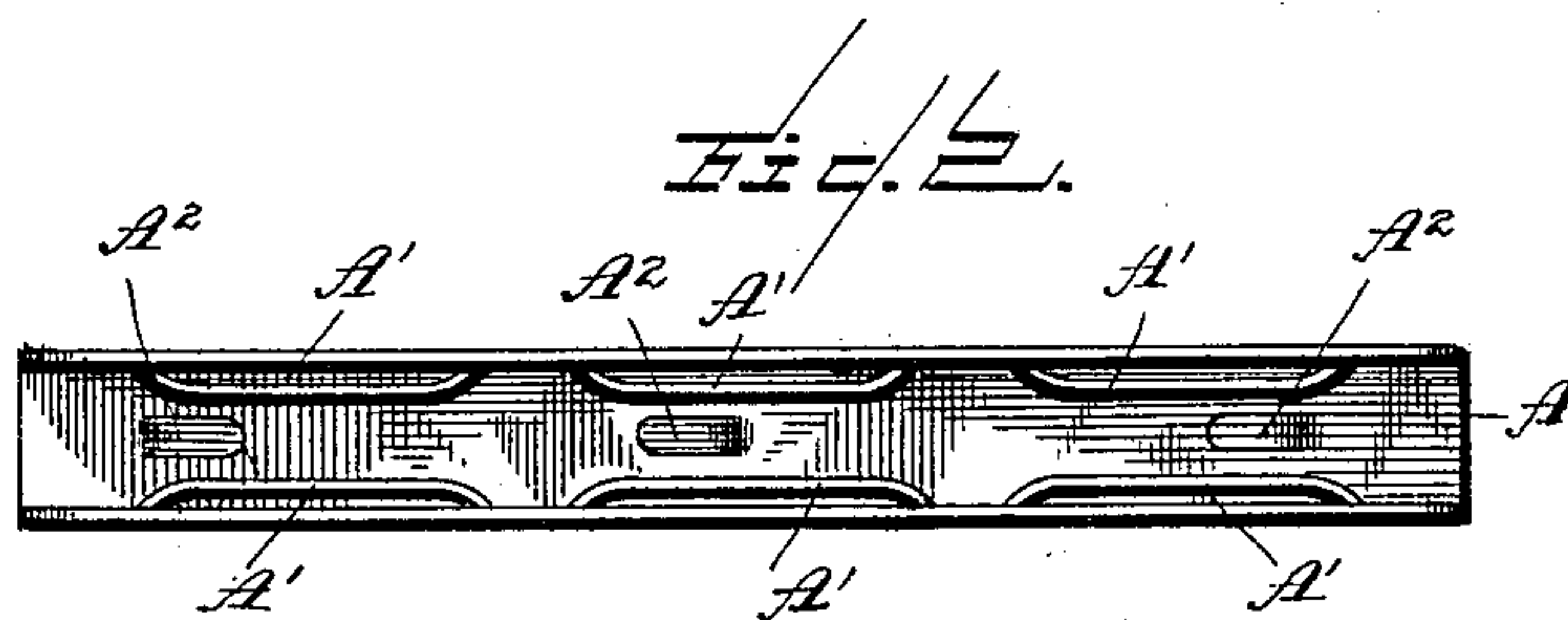
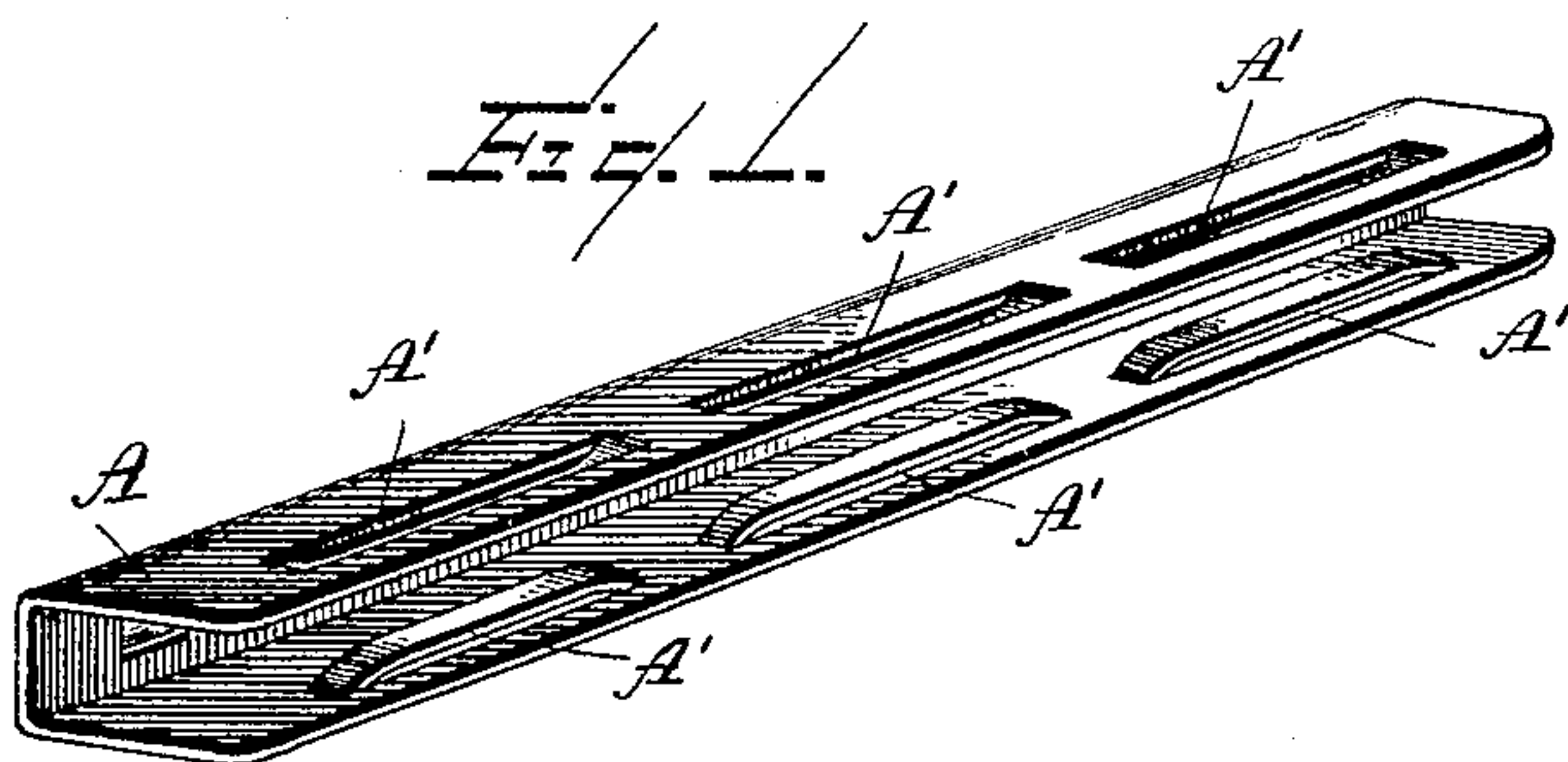


(No Model.)

W. E. WEEKS.
TEMPORARY BINDER.

No. 386,513.

Patented July 24, 1888.



Witnesses:
J. C. Hills,
W. S. Duggan,

Inventor:
William E. Weeks.
E. B. Stocking,
Attorney.

UNITED STATES PATENT OFFICE.

WILLIAM E. WEEKS, OF NEW YORK, N. Y.

TEMPORARY BINDER.

SPECIFICATION forming part of Letters Patent No. 386,513, dated July 24, 1888.

Application filed January 24, 1888. Serial No. 261,722. (No model.)

To all whom it may concern:

Be it known that I, WILLIAM E. WEEKS, a citizen of the United States, residing at New York, in the county of New York, State of New York, have invented certain new and useful Improvements in Temporary Binders, of which the following is a specification, reference being had therein to the accompanying drawings.

10 This invention has relation to temporary binders, and is more especially adapted for holding pads of writing-paper within a cover, which pads are removable and can be replaced by a new one when filled; and among the ob-
15 jects of the invention are to provide a device for this purpose formed of sheet metal, which may be easily applied to a suitable cover, and which will possess in and of itself means for retaining removably a pad of paper inserted
20 therein.

Other objects and advantages of the invention will hereinafter appear, and the novel features thereof will be particularly pointed out in the claims.

25 Referring to the drawings, Figure 1 is a perspective of a temporary binder constructed in accordance with my invention. Fig. 2 is a front elevation of the same; and Fig. 3 is a central section of a note-book provided with
30 my improved binder, a writing-pad being inserted therein.

Like letters indicate like parts in all the figures of the drawings.

In practicing my invention I take a strip of
35 metal in sheet form and of sufficient resiliency and cut the same to the size required, after which, by suitable dies and cutters, I form near each of its longitudinal edges spring loops or tongues A'. At the same operation, or, it
40 may be, at a preceding or subsequent operation, by other suitable dies and punches, clips A² are formed, which clips are disposed in a direction opposite the spring-tongues A'. The strip is then bent to form the U-shaped binder
45 A herein shown, the bends occurring equidistant from the edges of the binder and intermediate the springs A' and clips A². The binder as thus formed is then inserted into any

suitable cover, as B, the clips A² of said binder passing through corresponding open- 5c
ings formed in the cover, and are then bent, whereby the binder is held firmly in place within said cover.

Any suitable pad of paper, C, for any purpose desired, is slid longitudinally within the 55
binder A, the springs A' yielding sufficiently to permit of the passage of the tablet therein-between, and being of sufficient rigidity to maintain the tablet snugly in position. When it becomes desirable to replace the tablet by 60
another, it is simply necessary to withdraw the same sidewise from between the springs A' and insert the substitute-tablet, as previously described. In this manner more valuable covers may be employed, and this at a 65
reduced cost, in that when the leaves of the book are consumed they may be replaced by new ones and the same cover used over and over indefinitely.

Having described my invention, what I 70
claim is—

1. A temporary binder comprising a U-shaped strip of metal having a spring-tongue formed therein near the edge thereof, substantially as specified. 75

2. A temporary binder consisting of a U-shaped strip of metal having opposite spring-tongues formed therein, substantially as specified.

3. The combination of a temporary binder, 80
consisting of a U-shaped strip of metal having integral and oppositely-arranged spring-tongues with a cover for the same, and a tablet of paper inserted between said spring-tongues, substantially as specified. 85

4. The combination of the strip A, having the spring-tongues A' and clips A², with the cover B, secured to said binder by said clips, and the tablet C, mounted between said 90
tongues, substantially as specified.

In testimony whereof I affix my signature in presence of two witnesses.

WILLIAM E. WEEKS.

Witnesses:

W. S. DUVALL,
M. A. BALLINGER.