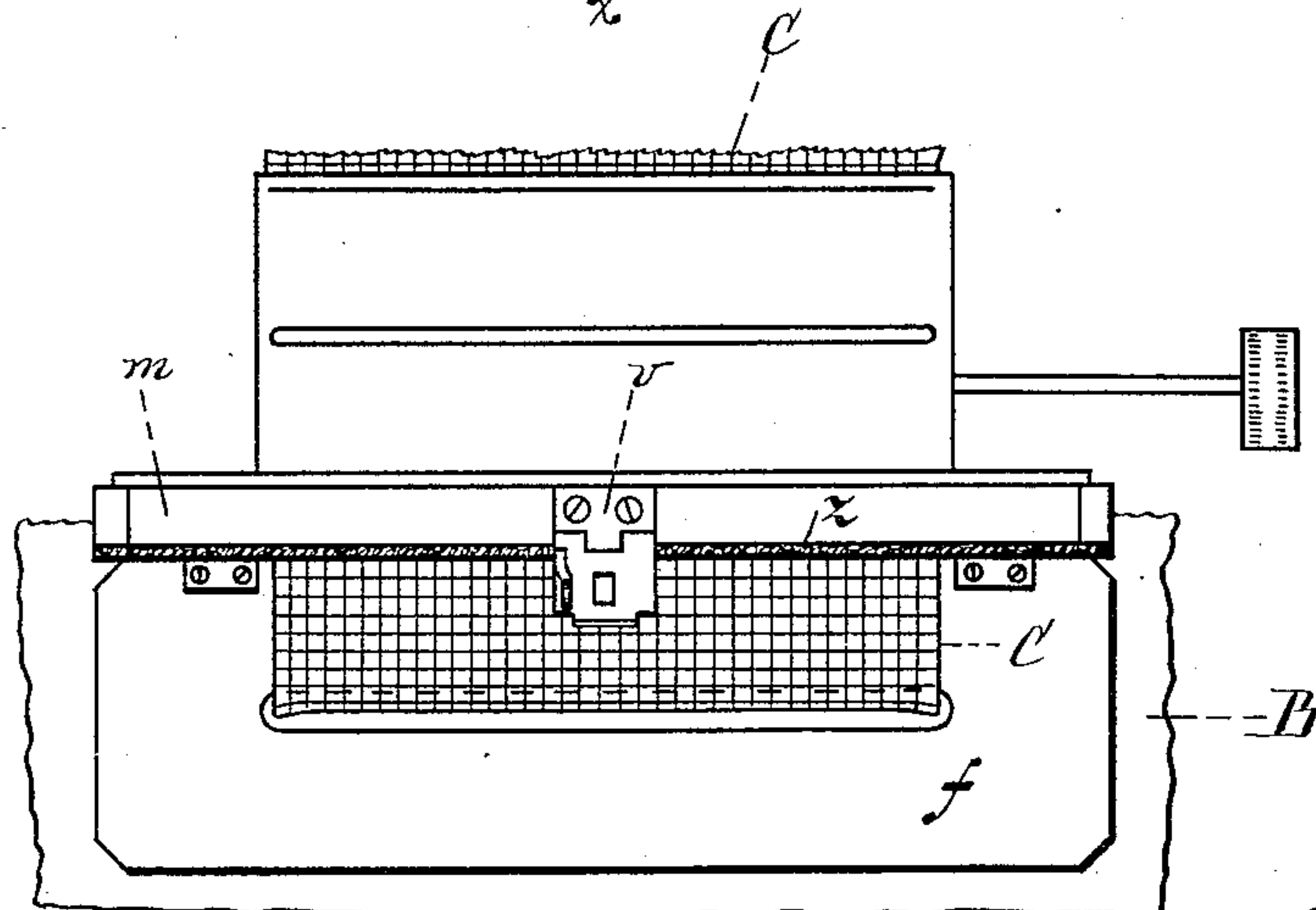
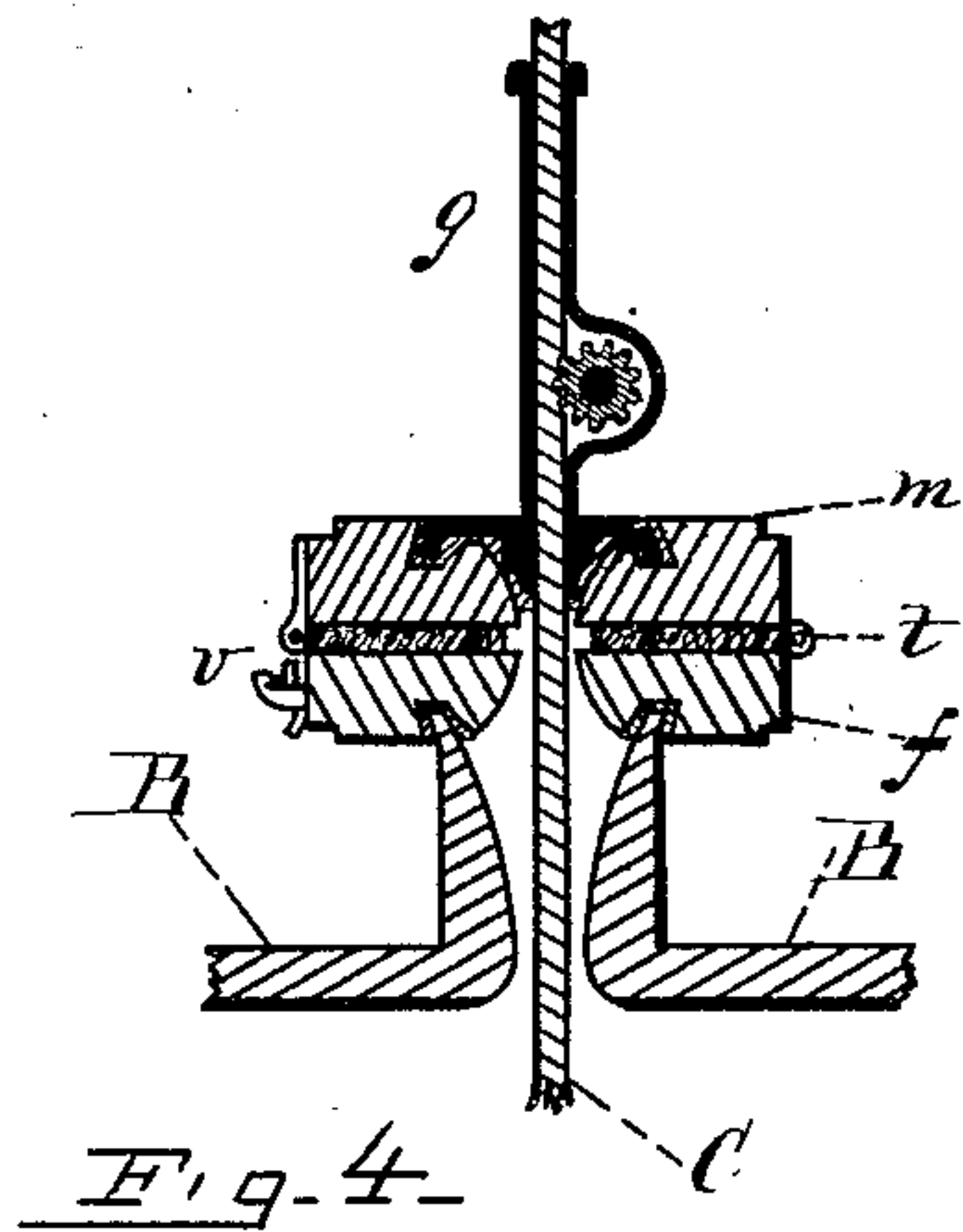
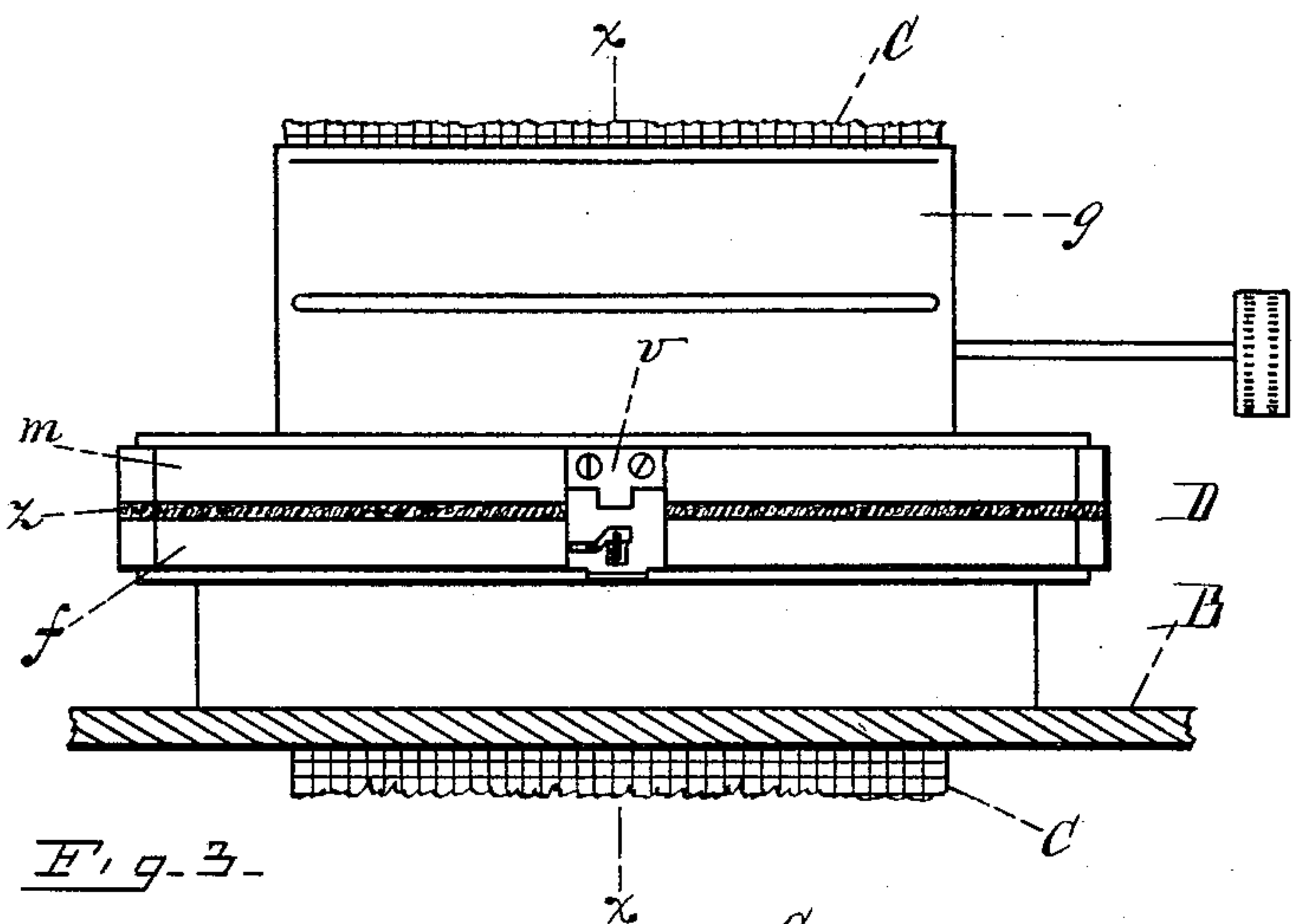
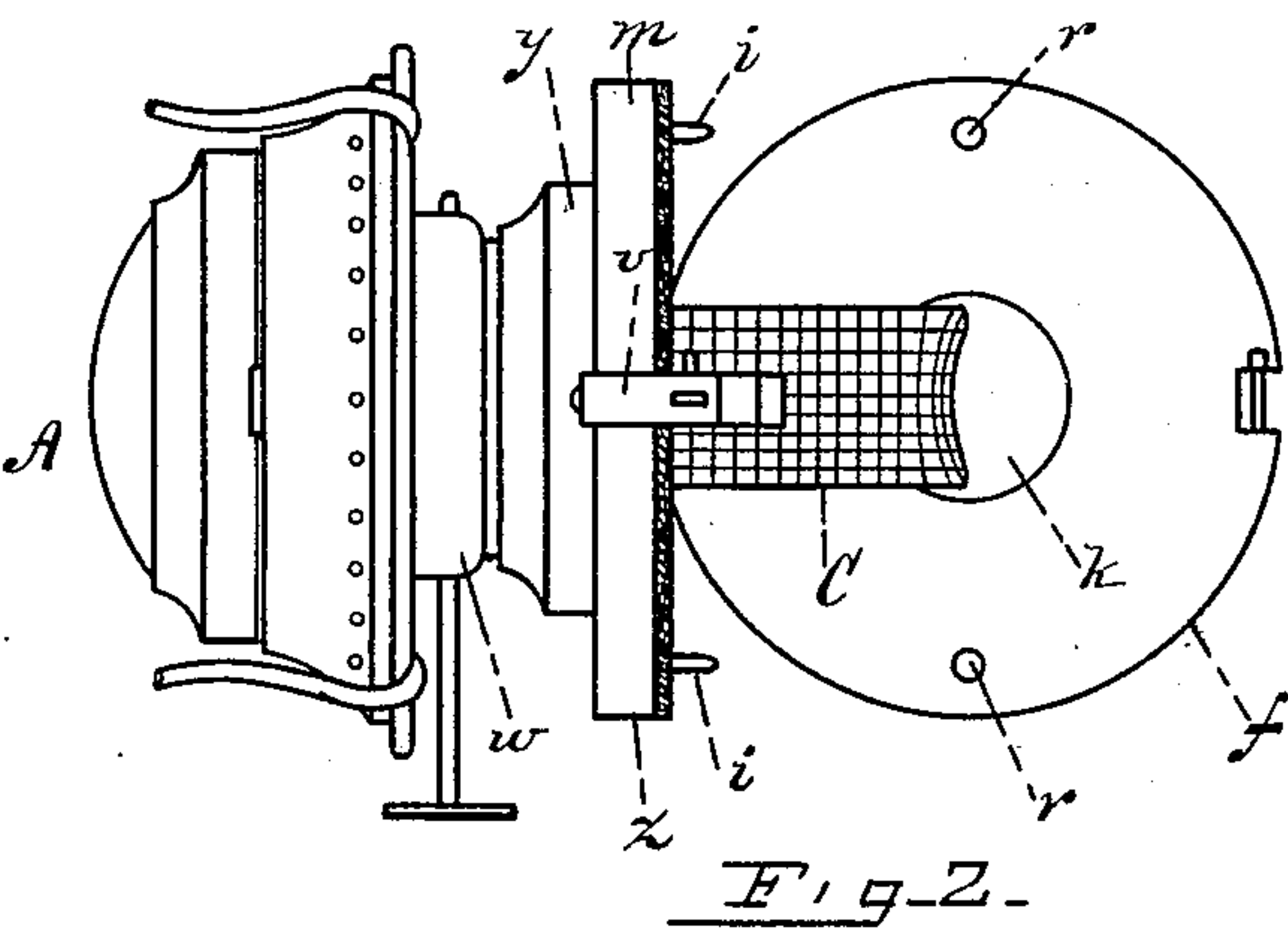
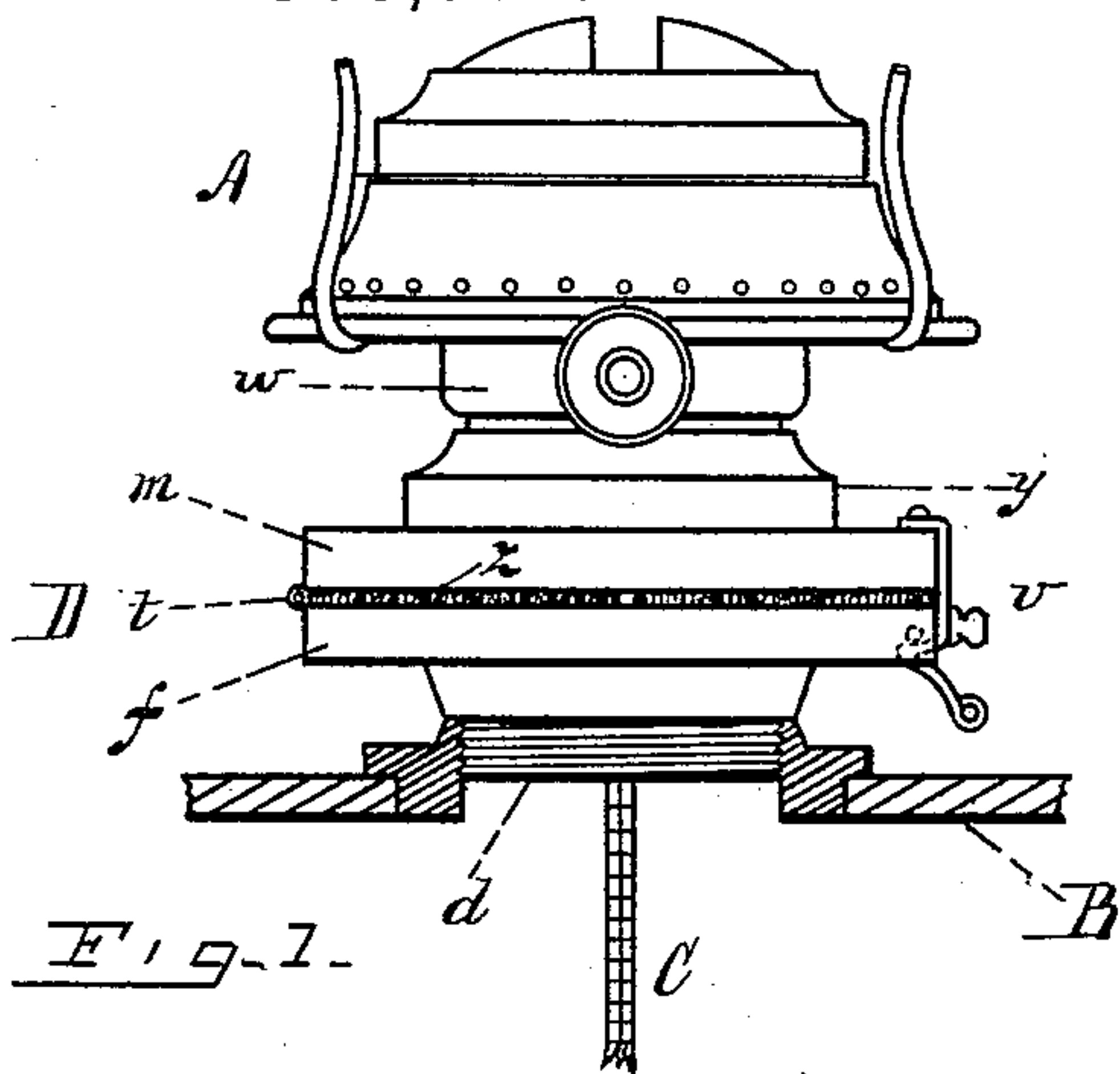


(No Model.)

E. TOOHEY.
LAMP.

No. 386,508.

Patented July 24, 1888.



WITNESSES:
C. W. Spriner
Thomas A. Gallon.

INVENTOR=
Edward Toohey,
PER C. A. Shaw & Co.
ATTYS.

UNITED STATES PATENT OFFICE.

EDWARD TOOHEY, OF LOWELL, MASSACHUSETTS.

LAMP.

SPECIFICATION forming part of Letters Patent No. 386,508, dated July 24, 1888.

Application filed February 15, 1888. Serial No. 264,119. (No model.)

To all whom it may concern:

Be it known that I, EDWARD TOOHEY, of Lowell, in the county of Middlesex, State of Massachusetts, have invented a certain new and useful Improvement in Lamps, of which the following is a description sufficiently full, clear, and exact to enable any person skilled in the art or science to which said invention appertains to make and use the same, reference being had to the accompanying drawings, forming part of this specification, in which—

Figure 1 is a side elevation showing my improved insulator in position for use, a portion only of the lamp being shown in vertical section; Fig. 2, a plan view showing the upper member of the insulator and the burner proper tipped back into the position they assume when the lamp is being filled; Fig. 3, a side elevation showing the application of the improvement to an oil-stove, a portion of the stove being represented in vertical section; Fig. 4, a vertical transverse section taken on line *xx* in Fig. 3; and Fig. 5, a plan view of the parts shown in Fig. 3, the upper member of the insulator and the burner proper being represented as tipped back to expose the lower member of the insulator.

Like letters and figures of reference indicate corresponding parts in the different figures of the drawings.

It is well known that in the use of ordinary kerosene-lamps the bodies of the lamps sometimes become heated to such an extent as to render them extremely dangerous, a gas or vapor being generated, which is liable to cause an explosion when ignited and produce the most disastrous consequences, more especially where oils are employed which are adulterated with naphtha or the lighter products of petroleum.

My invention is designed to obviate this objection; and to that end I make use of means which will be readily understood by all conversant with such matters from the following explanation.

In the drawings, A represents the burner proper; B, the body of the lamp or stove; and C the wick, these parts being all of the ordinary form and construction. Disposed between the burner proper A and the body of

the lamp B there is an insulator, D. The insulator consists of two members, *m* and *f*, hinged together at *t* to enable them to be opened or separated, as shown in Fig. 2, and provided with a catch, *v*, by which they are locked or held in position when the lamp is in use. The lower member, *f*, is provided with a central hole, *k*, for the wick, and through which the lamp may be filled, and also with two holes, *r*, for receiving steadying-dowels *i*, which project downward from the member *m*. It is also provided on its under side around the hole *k* with an exteriorly-screw-threaded nipple, *d*, which is screwed into the body of the lamp B in the usual manner when the burner is in use. The upper member, *m*, is provided with a central hole, (not shown,) corresponding with the hole *k*, for receiving the tube for the wick C, and also on its upper side around said hole with an interiorly-screw-threaded socket-piece, *y*, into which the nipple *w* of the burner A is screwed in the usual manner. A packing-ring, *z*, is placed between the members *m* and *f*, said ring being composed of felt, rubber, or any similar material, and preferably secured to the upper member, *m*, although it may be attached to the lower member, if desired.

The members *m* and *f* of the insulator are composed of wood, maché, rubber, or any similar non-conductor of heat, their object being to prevent the heat from being communicated from the burner proper, A, to the body B of the lamp.

In Figs. 3, 4, and 5 the application of the improvement to an oil-stove is illustrated; but as its functions are substantially the same as when applied to a lamp used for illuminating purposes it is not deemed essential to more fully explain the same. In the stove shown the wick-tube *g* is attached directly to the upper member, *m*, the other parts of the burner proper not being represented.

I do not confine myself to constructing the body of the insulator in two parts or members hinged together, as it may be made in one piece and provided on its lower side with the nipple *d* and on its upper side with the socket-piece *y*, substantially as shown, if preferred. Neither do I confine myself to the use of the dowels *i* and holes *r*, or to any specific form of catch, *v*, nor to exteriorly threading the nipple *d* and inte-

riorly threading the piece *y*, as the screw-threads of these parts may be formed on the interior or exterior in accordance with the construction of the screw-threaded parts of
5 the burner proper and body of the lamp.

Having thus explained my invention, what I claim is—

1. In an insulator of the character described, the members *m* and *f*, composed of wood,
10 maché, rubber, or similar non-conducting material, the member *m* being provided with a screw-threaded socket-piece, as *y*, for connecting it with a burner, and the member *f* with
15 a screw-threaded nipple, as *d*, for connecting it with the body of a lamp, said members being hinged together and provided with a catch for keeping them closed, substantially as described.

2. In an insulator of the character described,
20 the members *m* and *f*, provided with the hinge

t, catch *v*, and packing *z*, the member *m* having a screw-threaded socket-piece, as *y*, for connecting it with a burner, and the member *f* a screw-threaded nipple, as *d*, for connecting it with the body of the lamp, substantially
25 as set forth.

3. In an insulator of the character described, the member *f*, provided with the holes *r*, and the member *m*, provided with the dowels *i*, adapted to enter said holes, said members being hinged together at *t* and provided with a
30 catch, *v*, and packing *z*, and also with means for respectively connecting them with the body and burner of a lamp, substantially as described.

EDWARD TOOHEY.

Witnesses:

C. A. SHAW,
O. M. SHAW.