

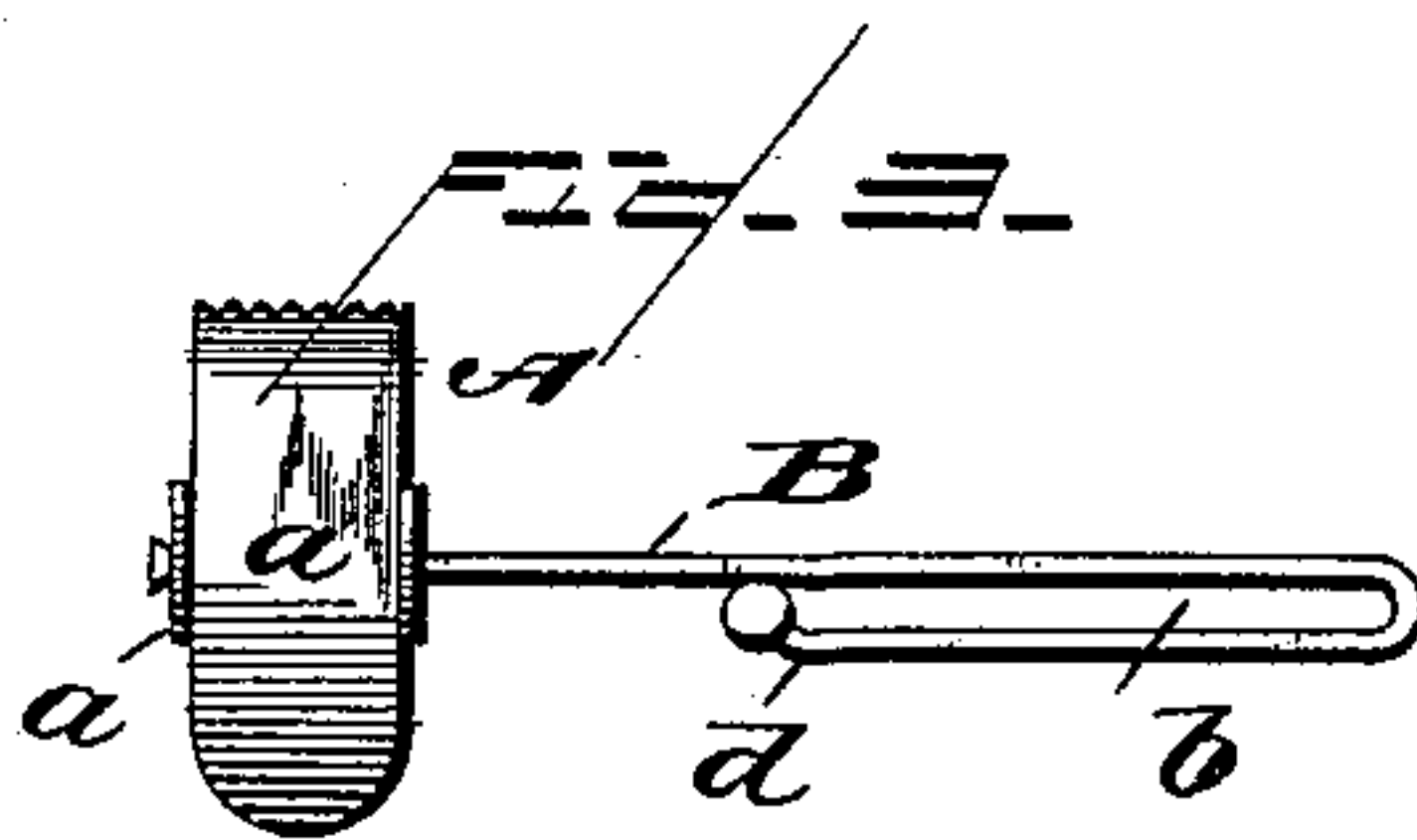
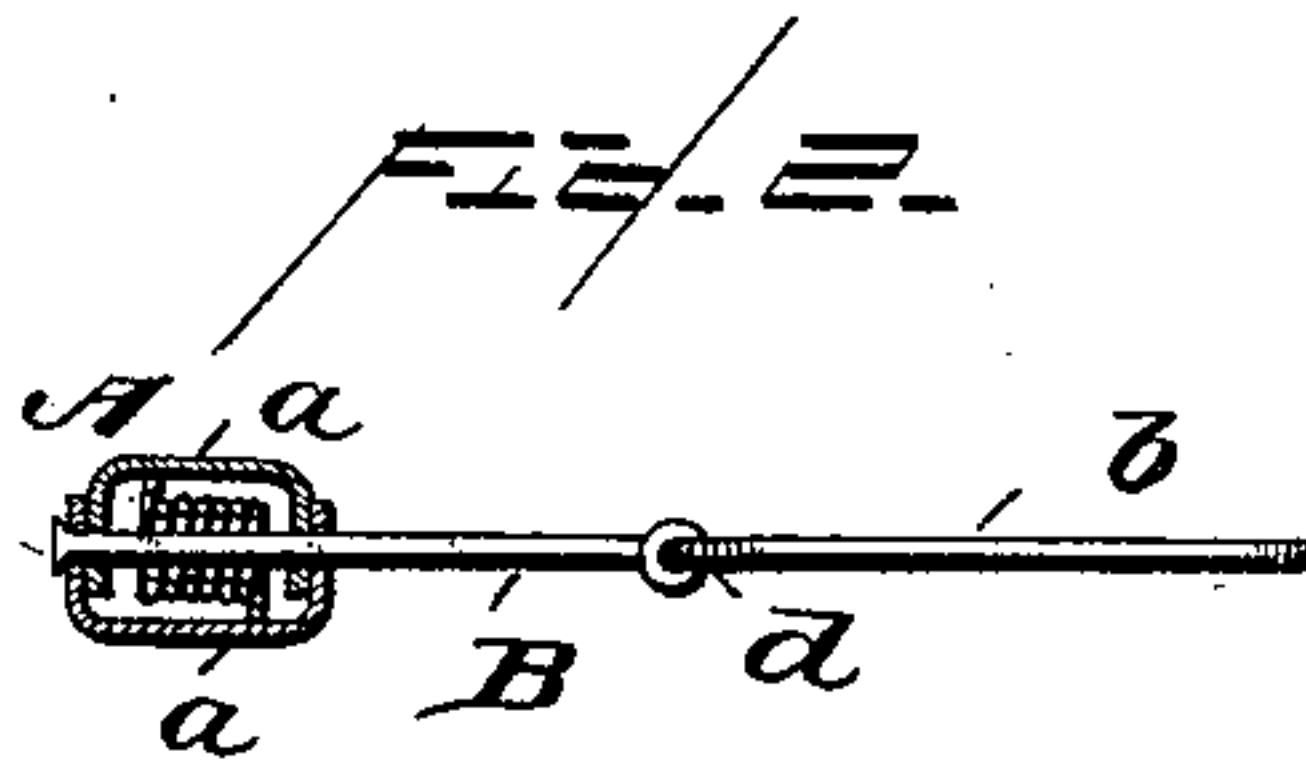
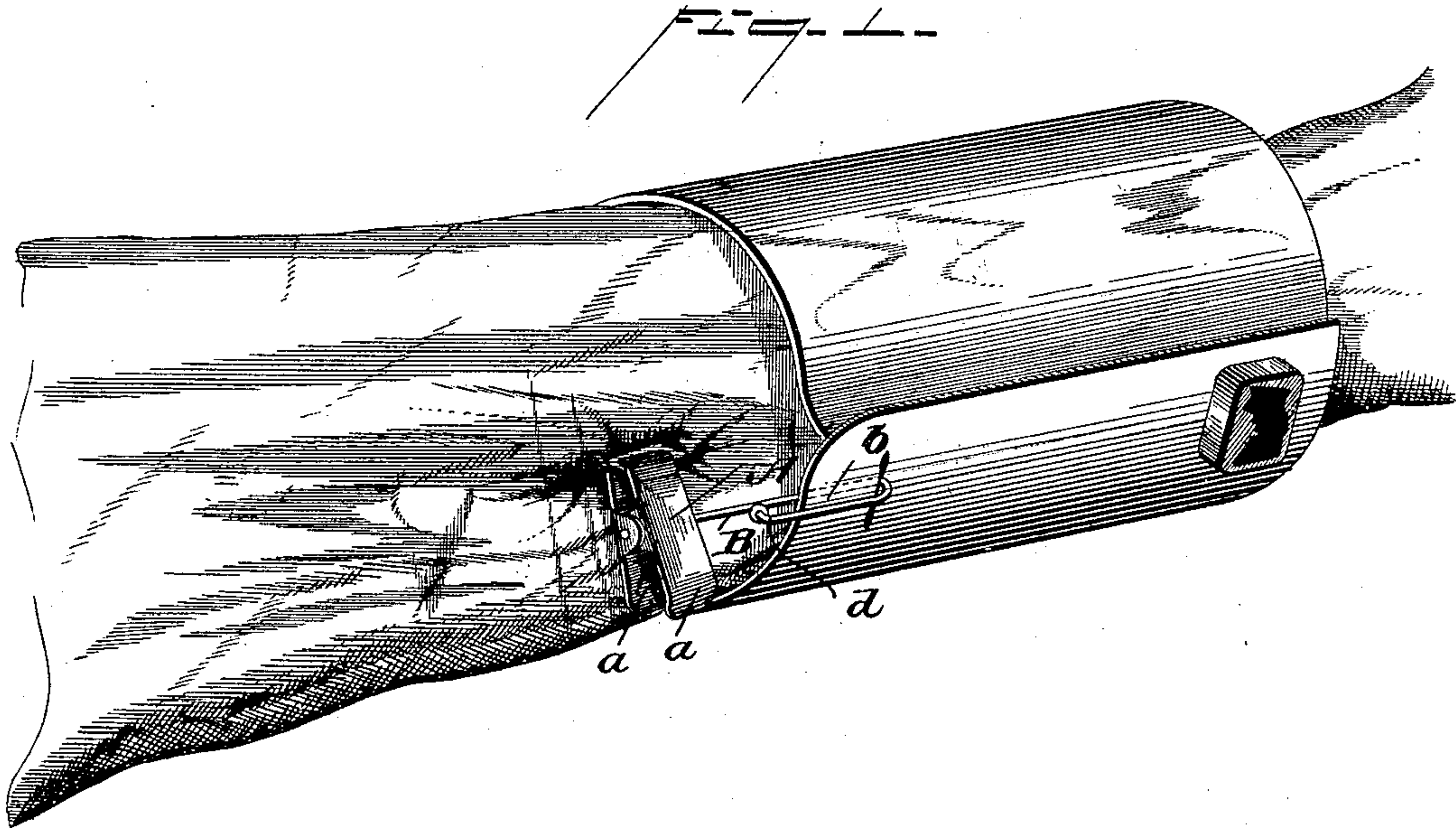
(No Model.)

G. J. CLINE.

CUFF HOLDER.

No. 386,382.

Patented July 17, 1888.



WITNESSES.

E. W. B. Phillips.

G. J. CLINE.
INVENTOR.

By, Smith & Sheehy.
His Attorneys.

UNITED STATES PATENT OFFICE.

GEORGE J. CLINE, OF GOSHEN, INDIANA.

CUFF-HOLDER.

SPECIFICATION forming part of Letters Patent No. 386,382, dated July 17, 1888.

Application filed September 29, 1887. Serial No. 251,024. (No model.)

To all whom it may concern:

Be it known that I, GEORGE J. CLINE, a citizen of the United States, residing at Goshen, in the county of Elkhart and State of Indiana, have invented certain new and useful Improvements in Cuff-Holders; and I do declare the following to be a full, clear, and exact description of the invention, such as will enable others skilled in the art to which it appertains to make and use the same.

This invention has relation to improvements in cuff-holders.

The improvements will be fully understood from the following description and claims when taken in connection with the accompanying drawings, in which—

Figure 1 is a view of a portion of an arm with a cuff thereon and my improved device in an operative position. Fig. 2 is a longitudinal sectional view of the clamp with the hook therein, and Fig. 3 is a plan view of my improved holder removed from the cuff.

The object of this invention is to provide a cuff-holder which may be manufactured at a minimum expense, and which will serve effectually in holding the cuff adjusted at any desired point on the sleeve of a shirt.

Referring by letter to the accompanying drawings, A indicates the clamp, which may be of the form usually employed, and consists of the two hinged jaws *a a* and a spring encircling the pivot-bolt or pintle with its opposite ends bearing outwardly against the respective jaws, so as to keep their serrated jaws normally in engagement to bite the sleeve of a shirt or the like.

B indicates a rod, which may be of brass, spring-steel, or other suitable material. This rod has an open elongated eye or hook, *b*, at one end, which is designed to engage the button-hole of a cuff, as shown, and I preferably turn the end of the short branch of this hook

inwardly, as at *d*, and provide the same with a rounded head, so that the same may be readily passed through the button-hole of the cuff, and will not fall out thereof should the clamp become accidentally detached from the shirt-sleeves. The long branch of this rod B passes through the ordinary holes in the side walls of the clamp, as shown, and is headed or upset at its outer end, so that the same cannot be withdrawn. It should be here observed that this rod has a twofold function—viz., it forms a hook at one end to enter the button-hole of a cuff and its opposite end for the hinge-pintle for the clamping-jaws. By this construction it will be readily seen that the device may be cheaply manufactured and without the employment of skilled labor. The clamp being of the usual construction, it is only necessary to provide the rod with the hook at one end and pass the opposite end thereof through the lateral walls of the clamp and upset it.

Having described my invention, what I claim is—

1. As an improved article of manufacture, a cuff-holder consisting of a spring-clamp and a rod having a hook on one end, and its opposite end forming the hinge-pintle for the jaws of the said clamp, substantially as specified.

2. As an improved article of manufacture, a cuff-holder consisting of a spring-clamp and a rod forming the pintle therefor, and having its opposite end turned in hook form with its terminal provided with the enlargement, substantially as specified.

In testimony whereof I affix my signature in presence of two witnesses.

GEORGE J. CLINE.

Witnesses:

AARON S. ZOOK,
MITCHELL CHARNLEY.