

(No Model.)

E. LOMMATZSCH.

WASHING MACHINE.

No. 386,327.

Patented July 17, 1888.

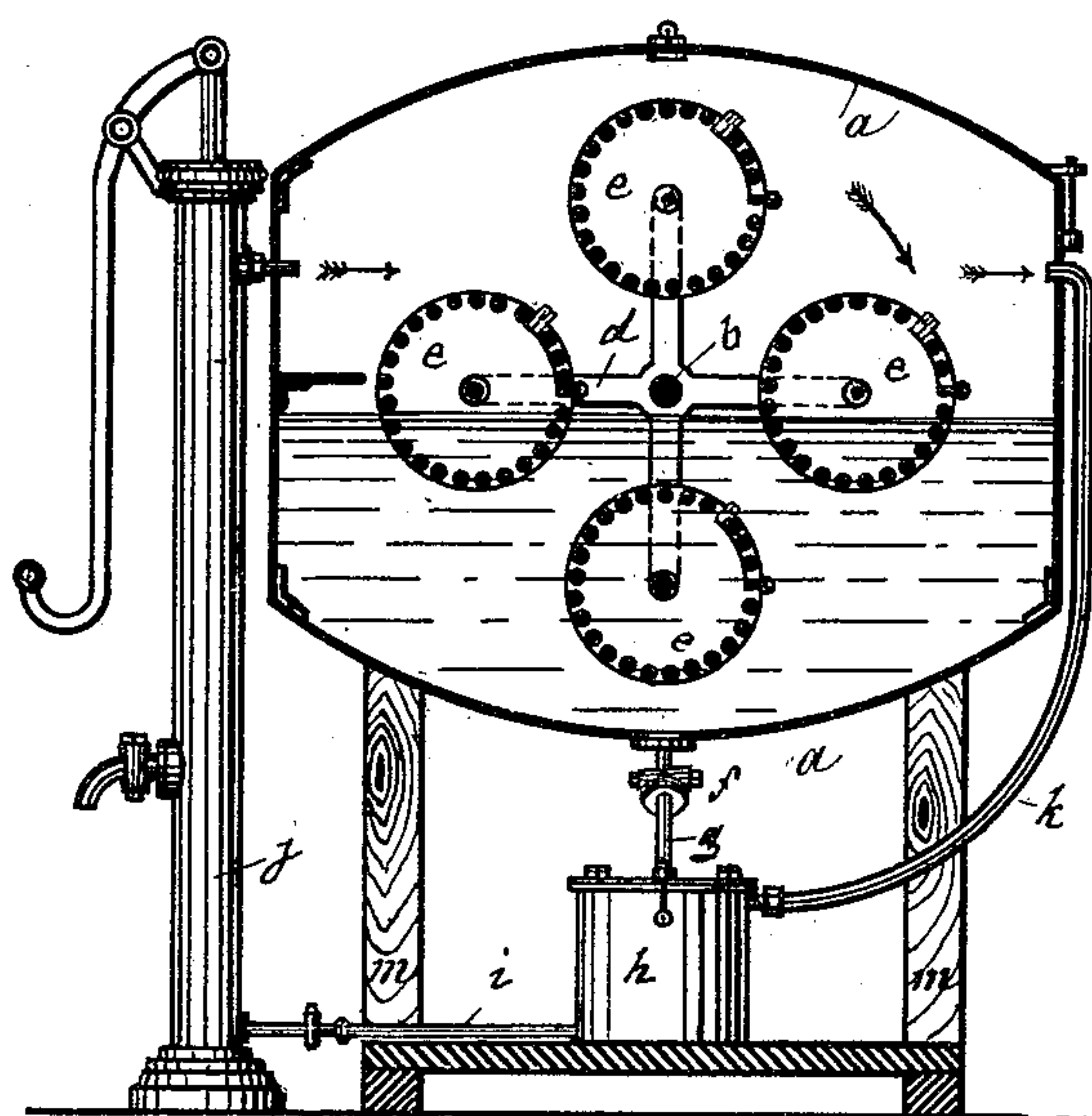


Fig. 1.

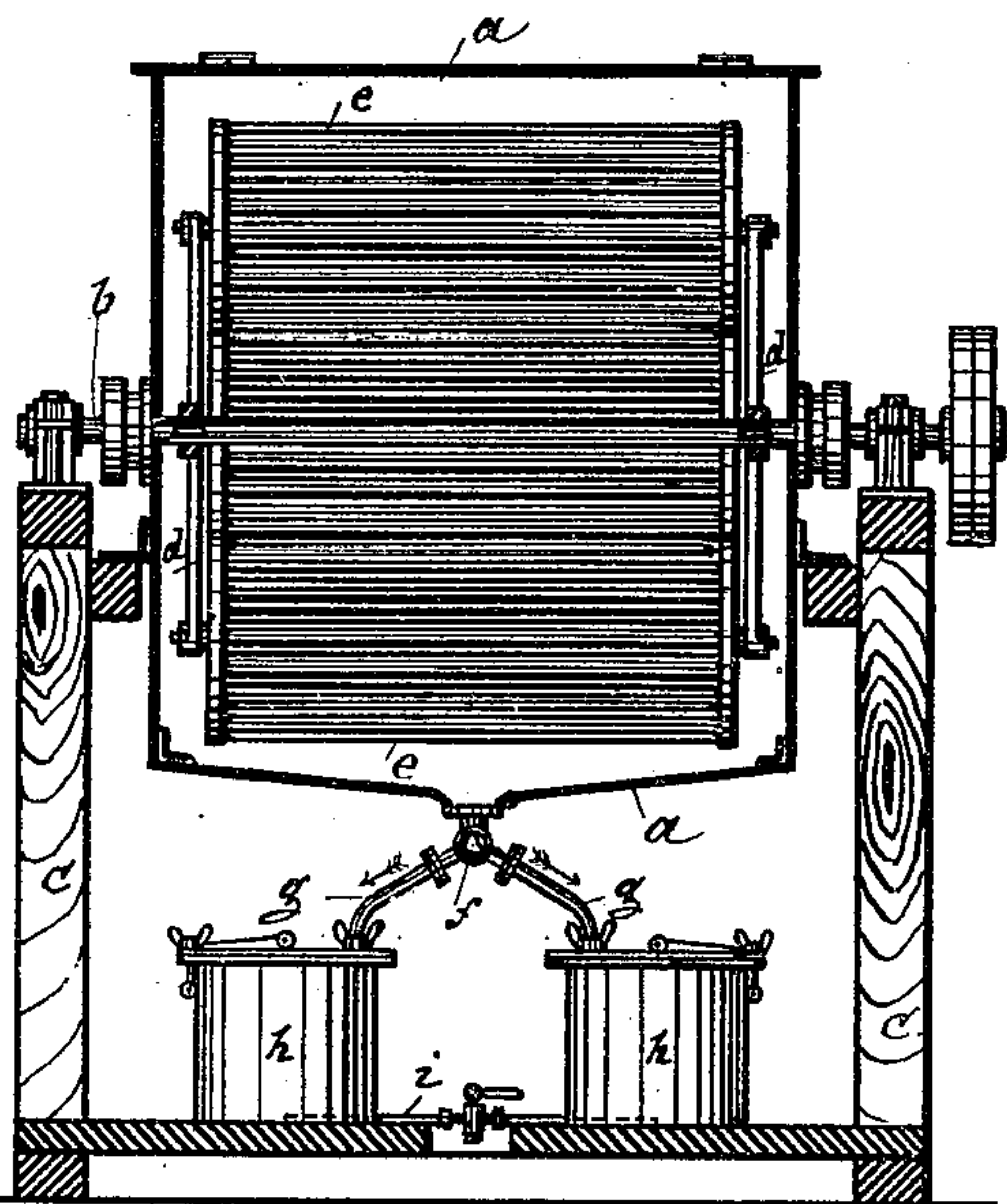


Fig. 2.

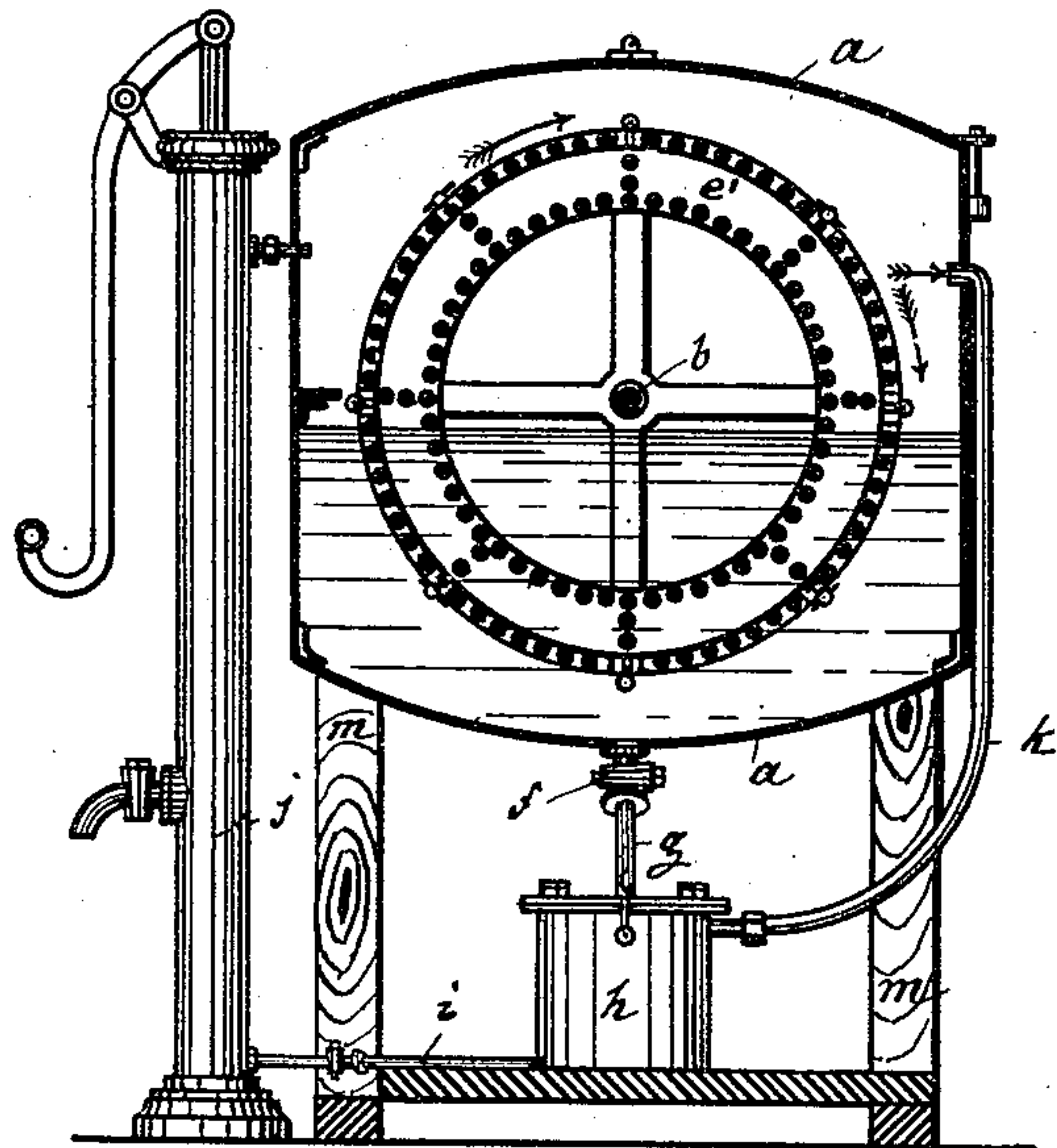


Fig. 3.

Witnesses.

Alfred Joughman.
William Partington.

Inventor.

E. Lommatzsch.
per Rader & Brinck.
Atty.

UNITED STATES PATENT OFFICE.

ERNST LOMMATZSCH, OF PLAUE, GERMANY.

WASHING-MACHINE.

SPECIFICATION forming part of Letters Patent No. 386,327, dated July 17, 1888.

Application filed March 5, 1886. Serial No. 194,089. (No model.)

To all whom it may concern:

Be it known that I, ERNST LOMMATZSCH, of Plauen, Germany, have invented a new and Improved Washing-Machine, of which the following specification is a full, clear, and exact description.

This invention relates to a washing-machine in which clothes and wash are subjected to the action of benzine or similar cleansing liquid. The machine is constructed with a view of preventing evaporation of the benzine and providing for its collection after having acted upon the wash.

The invention consists in the elements of improvement hereinafter more fully pointed out.

In the accompanying drawings, Figure 1 is a longitudinal central section, partly in side view, of my improved washing-machine. Fig. 2 is a similar section at right angles to Fig. 1. Fig. 3 is a similar section through a modification.

The letter *a* represents a stationary drum supported on standards *m* and loosely encircling axle *b*, which has its bearings in standards *c*. To the axle *b* are rigidly attached arms *d*, that support the axles of cylinders *e*, having a slotted or open circumference. The drum *a* has an opening at its bottom, and is there provided with a three-way cock, *f*, two nozzles of which connect, by tubes *g*, with small reservoirs *h*.

i represents tubes connecting reservoirs *h* with a pump, *j*, adapted to discharge into drum *a*. In order to equalize the air-pressure in drum *a* and reservoirs *h*, each of the latter is connected with the drum by means of a tube, *k*, open at both ends.

The drum *a* is filled about one-half of its capacity with benzine, and the wash to be cleaned is placed into the cylinders *e*. The cylinders *e* are next rotated and are dipped one after the other into the liquid. After the operation has been carried on for a sufficient time the three-way cock *f* is opened and the benzine is permitted to flow into one of the reservoirs *h*. The tube *k* will during this operation equalize the air-pressure. The cylinders *e* are now quickly rotated to throw out the surplus benzine, which will flow likewise out through the cock. The apparatus is next filled with clean benzine and the operation is repeated, this benzine being discharged into the second reservoir *h*. The wash is now ready for use. From the reservoirs *h* the benzine may be readmitted to the drum *a* by pump *j* when a new lot of clothing is to be washed.

In the modification shown in Fig. 3 the cylinders *e* are replaced by one large central cylinder, *e'*, divided into several compartments by radial partitions.

I claim as my invention—

The combination of drum *a*, containing open rotating cylinders *e*, with the reservoirs *h*, cock *f*, tubes *g*, and pump *j*, substantially as specified.

In testimony whereof I have signed my name to this specification in the presence of two subscribing witnesses.

ERNST LOMMATZSCH.

Witnesses:

EDMUND BACH,
RICHARD NÜRNBERGER.