

(No Model.)

F. MOELLER.
WAGON CHUTE.

No. 386,153.

Patented July 17, 1888.

Fig. 1.

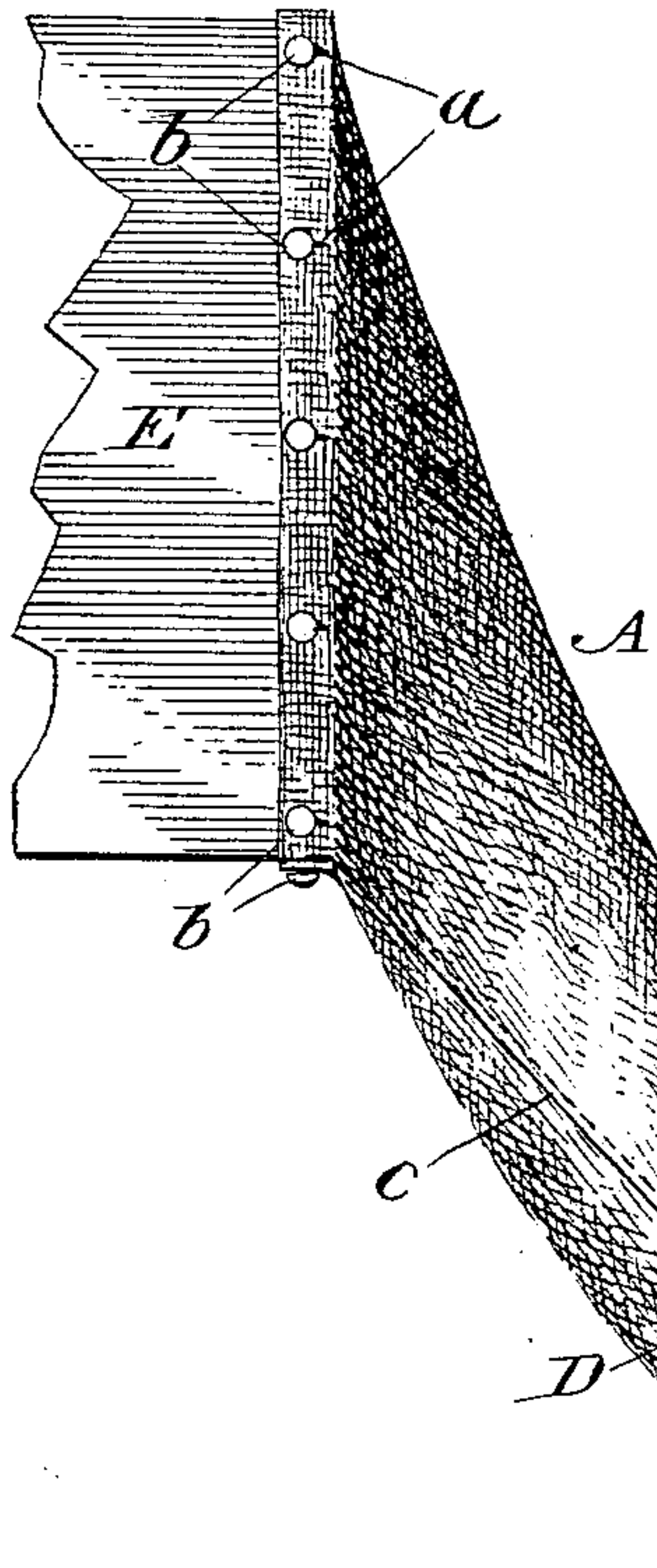


Fig. 2.

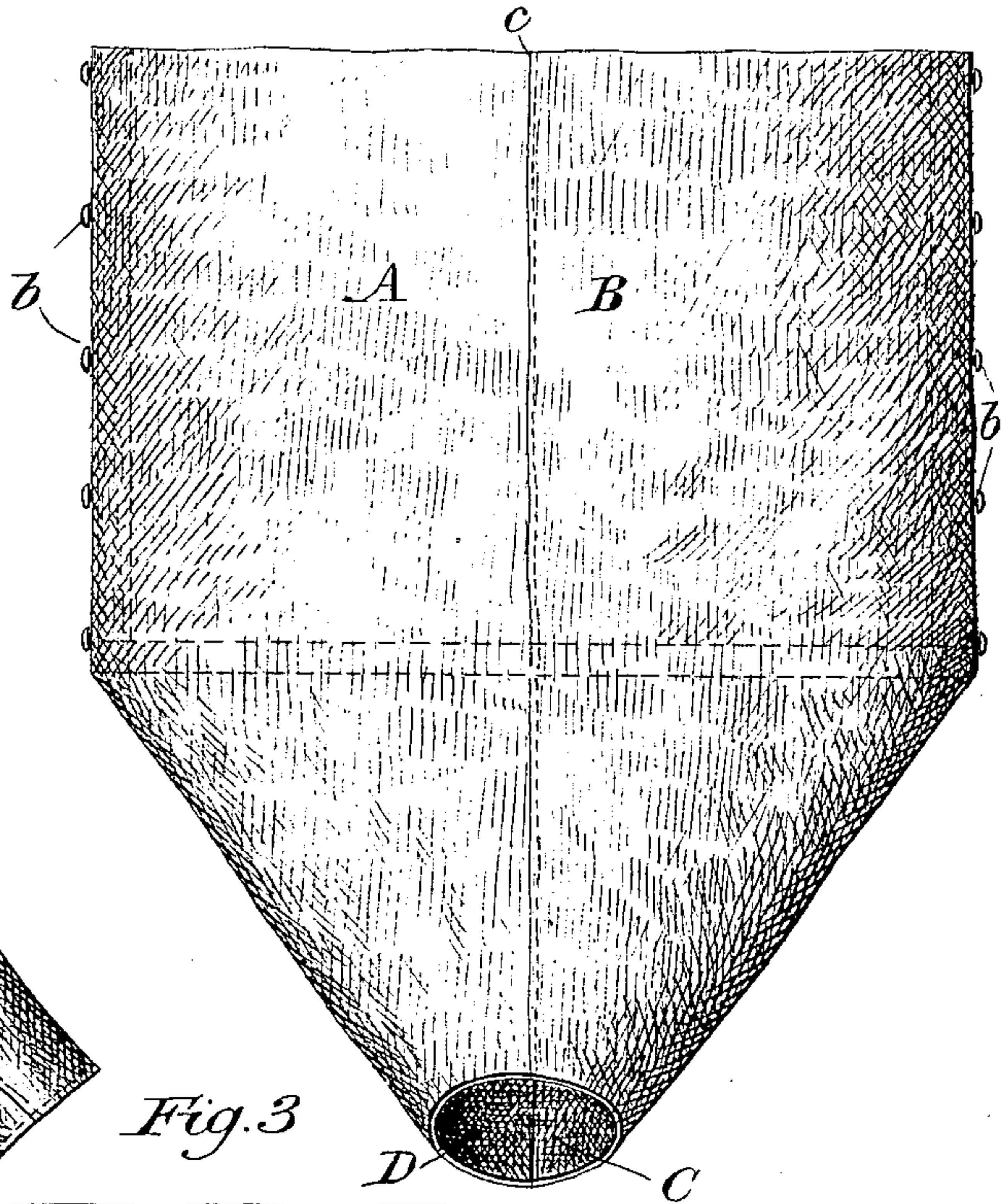
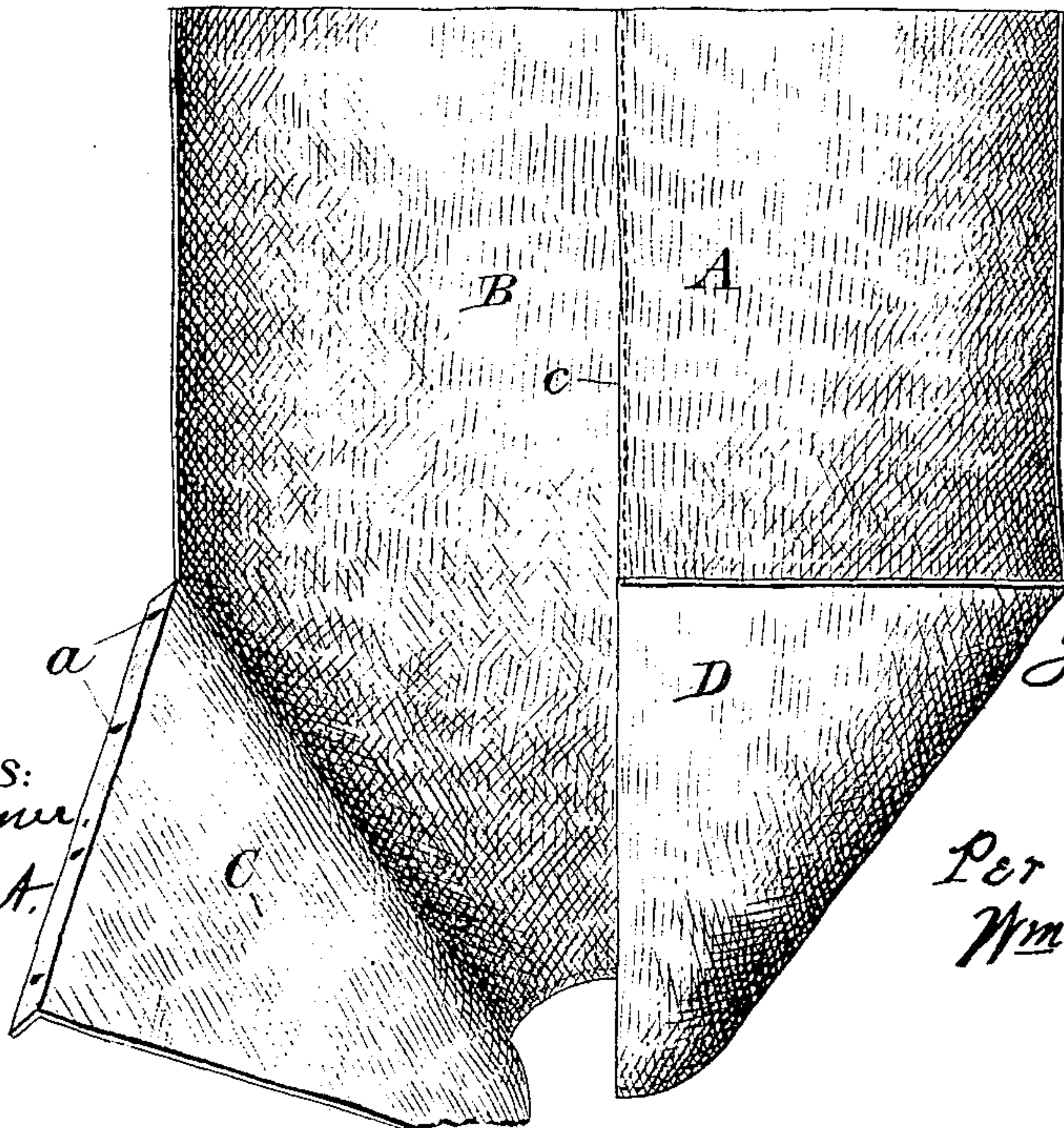


Fig. 3.



Fritz Moeller.

Inventor.

Per
Wm K. White.
Attorney.

Witnesses:
W. L. Vanine.
J. W. Stewart.

UNITED STATES PATENT OFFICE.

FRITZ MOELLER, OF DAVENPORT, IOWA, ASSIGNOR OF ONE-HALF TO JOSEPH S. WATSON, OF SAME PLACE.

WAGON-CHUTE.

SPECIFICATION forming part of Letters Patent No. 386,153, dated July 17, 1888.

Application filed March 31, 1888. Serial No. 269,191. (No model.)

To all whom it may concern:

Be it known that I, FRITZ MOELLER, a citizen of the United States, residing in Davenport, in the county of Scott and State of Iowa, have invented a new and useful Wagon Chute or Conductor, of which the following is a specification.

My invention relates to improvements in wagon chutes or conductors in which canvas or other textile or pliable material is used to form a conduit from the rear end of the wagon-box, the object of my improvement being to cause the wagon-box to continue rearward into a conduit when the end-boards are removed, through which to convey or conduct grain or other suitable material from the wagon-box to a properly-placed receptacle below the mouth of the chute or conduit. I attain these objects by the mechanism illustrated in the accompanying drawings, in which—

Figure 1 is a side view of the chute or conduit when attached to the rear end of a wagon-box. Fig. 2 is an end view of the chute or conduit, as shown in Fig. 1; and Fig. 3 shows the form of the textile or pliable material, the pieces C and D, shown before, being sewed or joined together.

Similar letters refer to similar parts throughout the several views.

E is a side view of the rear end of a wagon-box.

A, B, C, and D are the several textile or pliable pieces and their respective forms, joined together by sewing or otherwise at the seams *c c c* and *c*, and the letters *a* represent button-holes in said material.

The letters *b* represent buttons upon the

ends—that is, the side and bottom boards—of the wagon-box. These buttons *b* are passed through the button-holes *a* of the chute or conduit. The end-boards of the wagon-box being removed, the grain or other material is passed through the chute or conduit by shoveling or otherwise and falls into a basket or other receptacle at the bottom or mouth of the chute or conduit.

I do not limit myself to attaching the chute or conduit to the rear end of the wagon-box by means of the button holes *a* and buttons *b*, as the chute may be so attached by other equivalent means, as hooks, buckles, nails, and other similar devices. So the angles or form of the several pieces A, B, C, and D may be changed somewhat and yet embody all of the essential features of my invention.

I am aware that chutes or conveyers have been constructed of metallic substances, which were joined to or attached to the rear end of wagon-boxes, and I therefore do not claim such combination, broadly; but

What I do claim as my invention, and desire to secure by Letters Patent, is—

A removable chute or conductor for wagon-boxes, composed of textile or other pliable material, having the parts A, B, C, and D joined together, as described, and provided with button-holes, and adapted to be attached to the rear end of a wagon-box by means of the buttons *b*, substantially as set forth and described.

FRITZ MOELLER.

Witnesses:

W. C. WARRINER,
J. M. STEWART.