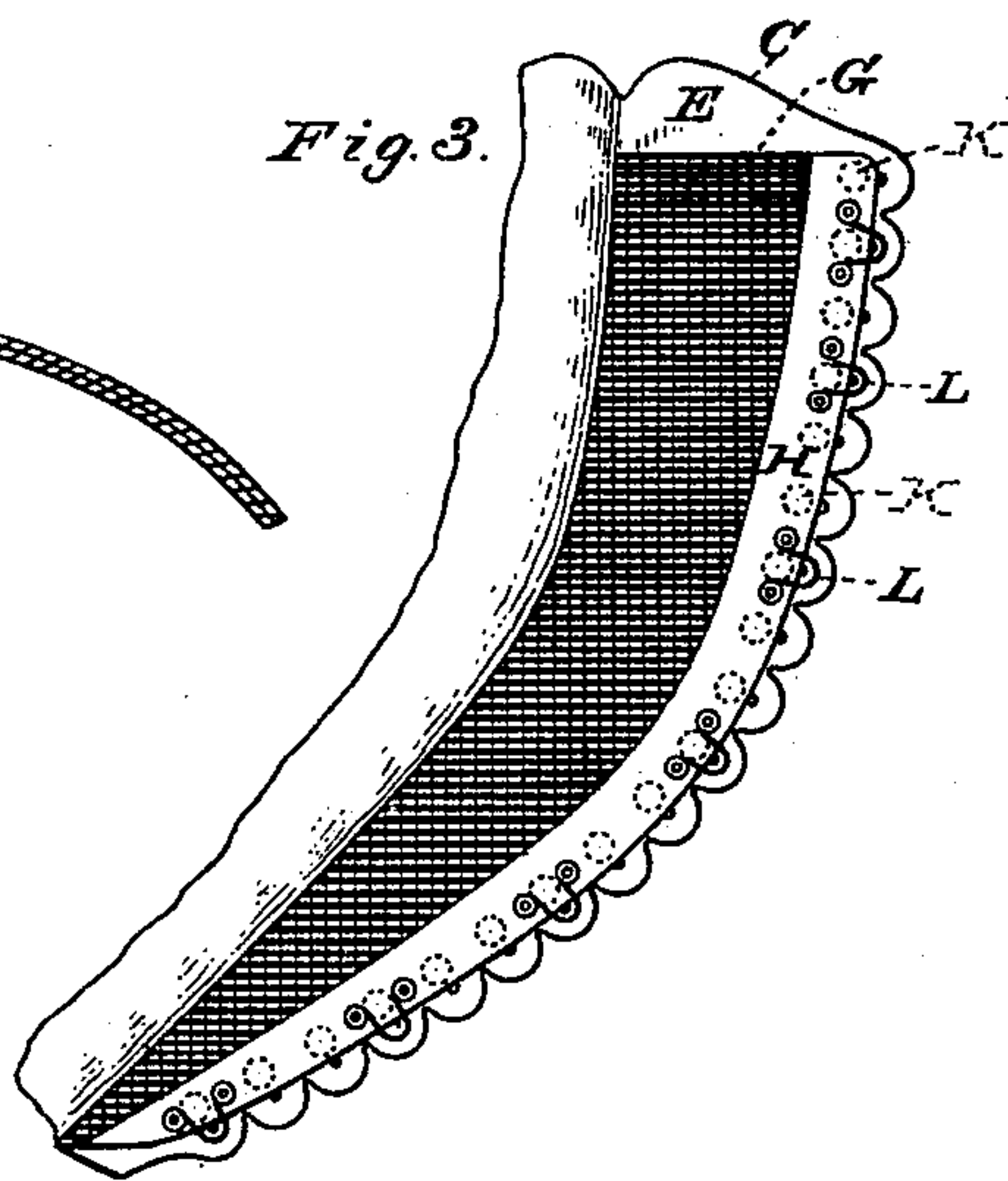
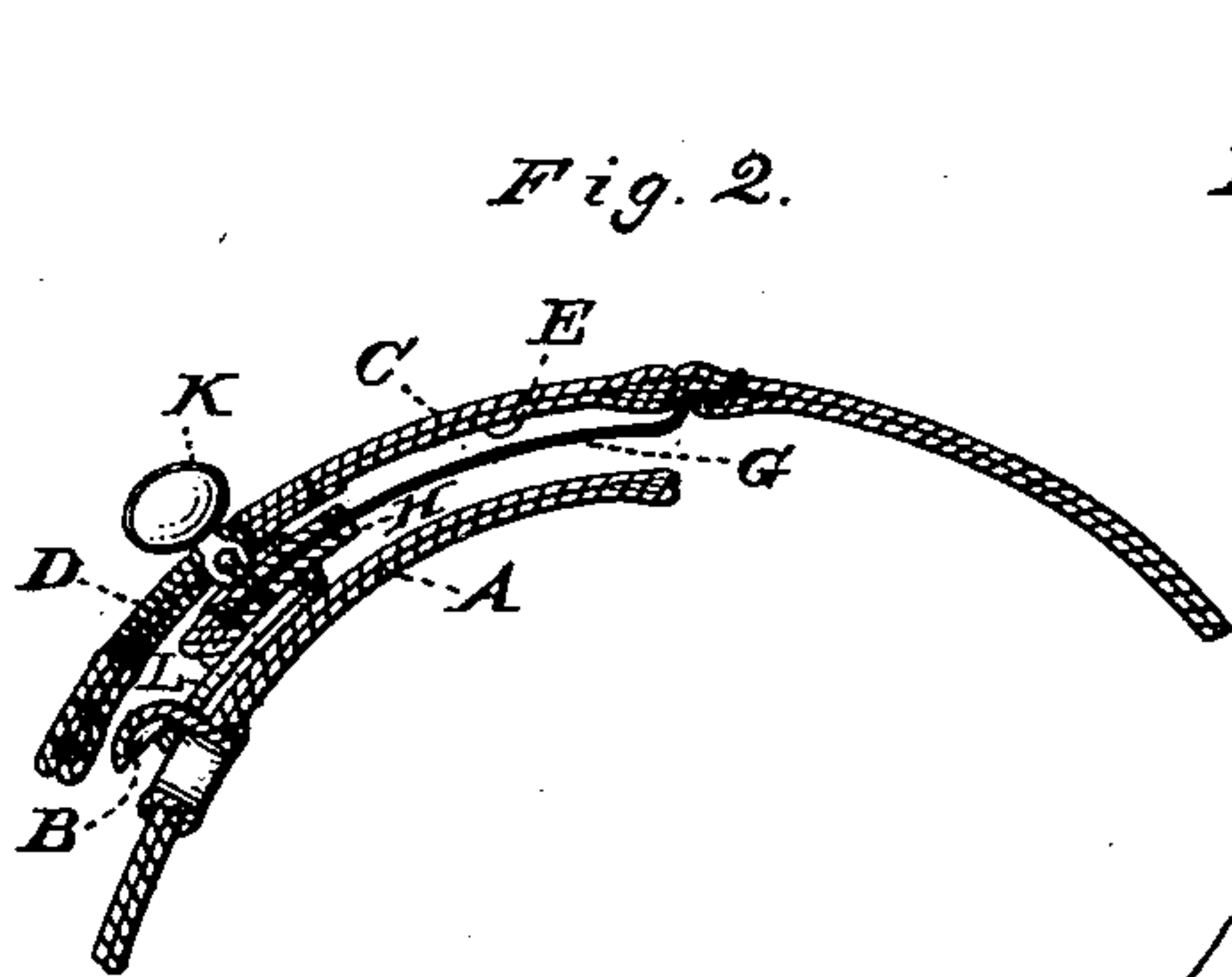
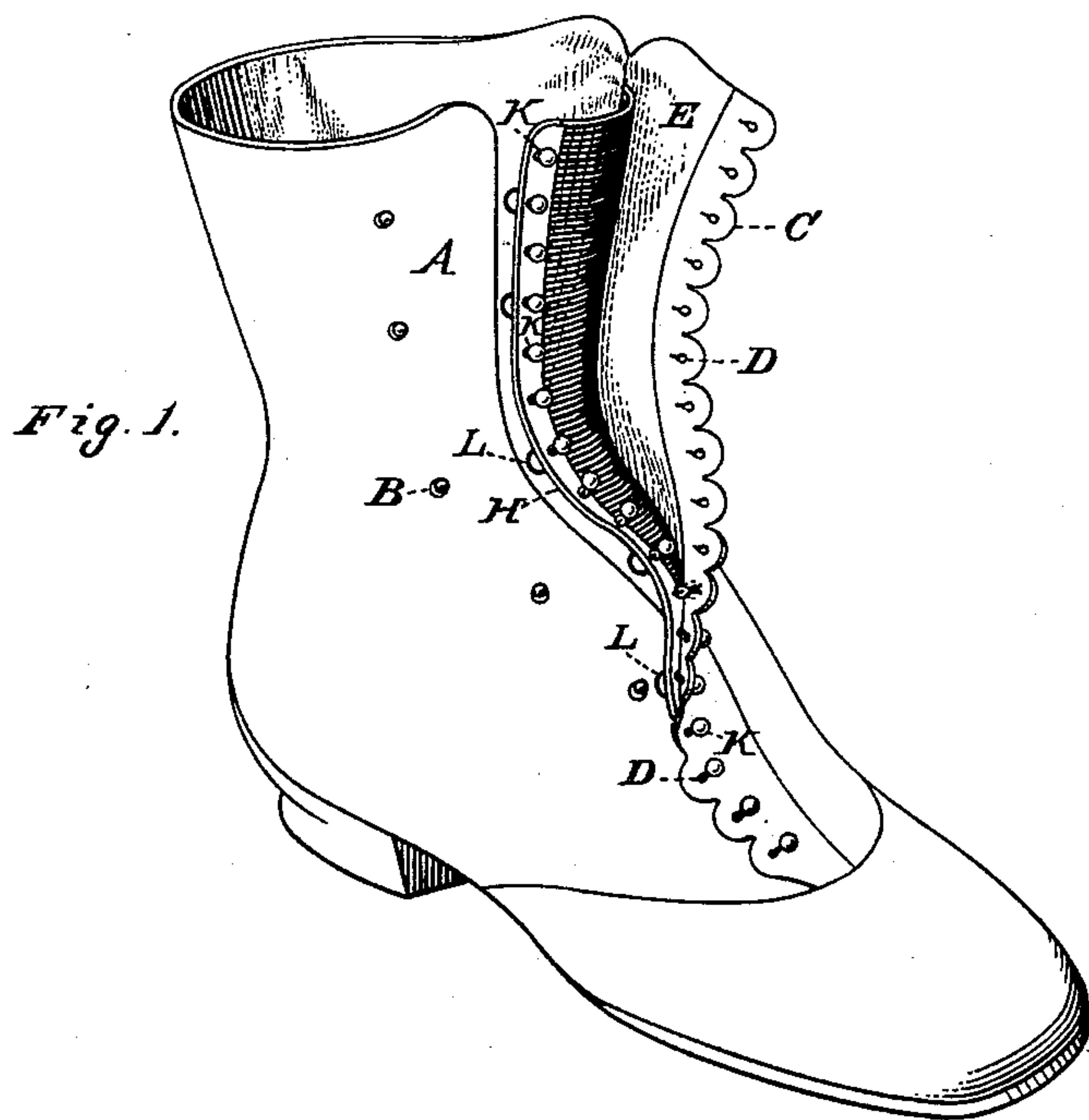


(No Model.)

F. J. HASTINGS.
BUTTON BOOT.

No. 386,069.

Patented July 10, 1888.



WITNESSES.
Villette Anderson.
C. R. Ferguson.

INVENTOR.
Fred J. Hastings.
by *E. W. Anderson,*
Attorney.

UNITED STATES PATENT OFFICE.

FRED J. HASTINGS, OF HAVERHILL, MASSACHUSETTS, ASSIGNOR OF ONE-HALF TO JOSEPH GOODRICH, JR., OF SAME PLACE.

BUTTON-BOOT.

SPECIFICATION forming part of Letters Patent No. 386,069, dated July 10, 1888.

Application filed February 13, 1888. Serial No. 263,789. (No model.)

To all whom it may concern:

Be it known that I, FRED J. HASTINGS, a citizen of the United States, and a resident of Haverhill, in the county of Essex and State of Massachusetts, have invented certain new and useful Improvements in Button-Boots; and I do declare the following to be a full, clear, and exact description of the invention, such as will enable others skilled in the art to which it ap-
10 pertains to make and use the same, reference being had to the accompanying drawings, and to letters or figures of reference marked thereon, which form a part of this specification.

Figure 1 of the drawings is a representation
15 of this invention, and is a perspective view. Fig. 2 is a section through a portion of the shoe. Fig. 3 is a view of the under side of the gore attached to a portion of the shoe.

The object of my invention is to provide a
20 button boot or shoe which, while hugging the ankle closely, will yet be without the discomfort due to the strictures of the leather where the instep-lap is held by an unyielding button engagement; and to this end the in-
25 vention consists in the construction and novel combination of devices, all as hereinafter set forth.

In the accompanying drawings, the letter A designates the short lip or edge portion of the
30 upper, to which are secured the main fastenings B, these being usually the common eyelet-hooks, as shown.

C represents the long lap of the opposite side of the upper, which passes over the in-
35 step, and is provided with button-holes D, which are usually more numerous than the fastenings B of the short lip, and are not designed to engage these fastenings.

E is the lining of the instep portion, and to
40 this lining, preferably in the seam thereof, is secured the elastic gore-piece G, which extends laterally under the lap C and is concealed thereby. This gore-piece G is provided with a binding, H, on its free edge, to which are
45 secured on the under side the loops L, which are designed to engage the fastenings B of the short lip, and on the upper side the buttons K, which pass through the button-holes D of the instep-lap C.

In setting the buttons in position on the gore-piece they are arranged near the inner ends of the button-holes through which they pass. These buttons are not designed to be loosened from their button-holes in unfastening the shoe, as the lap of the same is fastened in-
55 directly by means of the concealed elastic gore-piece when the loops of the latter are connected to the hook-fastenings of the short lip of the upper. When so fastened, the gore-piece will yield to the ankle and the buttons
60 of the lap will rest easily in the button-holes without stricture. In unfastening the shoe it is only necessary to detach the loops of the gore-piece from the hook-fastenings.

When supplied with this elastic gore-piece
65 in the manner above indicated, a shoe is designed to fit easily ankles of different size without necessitating alteration of the position of the buttons; and a shoe so equipped is adapted to be worn with more comfort than if unyield-
70 ing fastenings were employed, and will nevertheless present a trim and neat appearance.

Having described this invention, what I claim, and desire to secure by Letters Patent, is—

1. The combination, with a gaiter, boot, or shoe, of the concealed elastic gore-piece se-
cured at one edge to the lining of the instep-lap, and provided at its free edge with the but-
80 tons to engage loosely the button-holes of said lap, and with loops to engage fastenings on the short lip of the upper, substantially as specified.

2. The combination, in a button boot or shoe, of the short lip A, provided with fasten-
85 ings B, the gore-piece secured to the lining of the instep portion, the loops L, for engaging the fastenings B, and the buttons on said gore-piece for engaging button-holes of the instep-lap, substantially as specified.

In testimony whereof I affix my signature in presence of two witnesses.

FRED J. HASTINGS.

Witnesses:

E. W. KIMBALL,
C. T. LARRABEE.