

(No Model.)

J. D. GRISWOLD.

BOX.

No. 385,924.

Patented July 10, 1888.

Fig. 1.

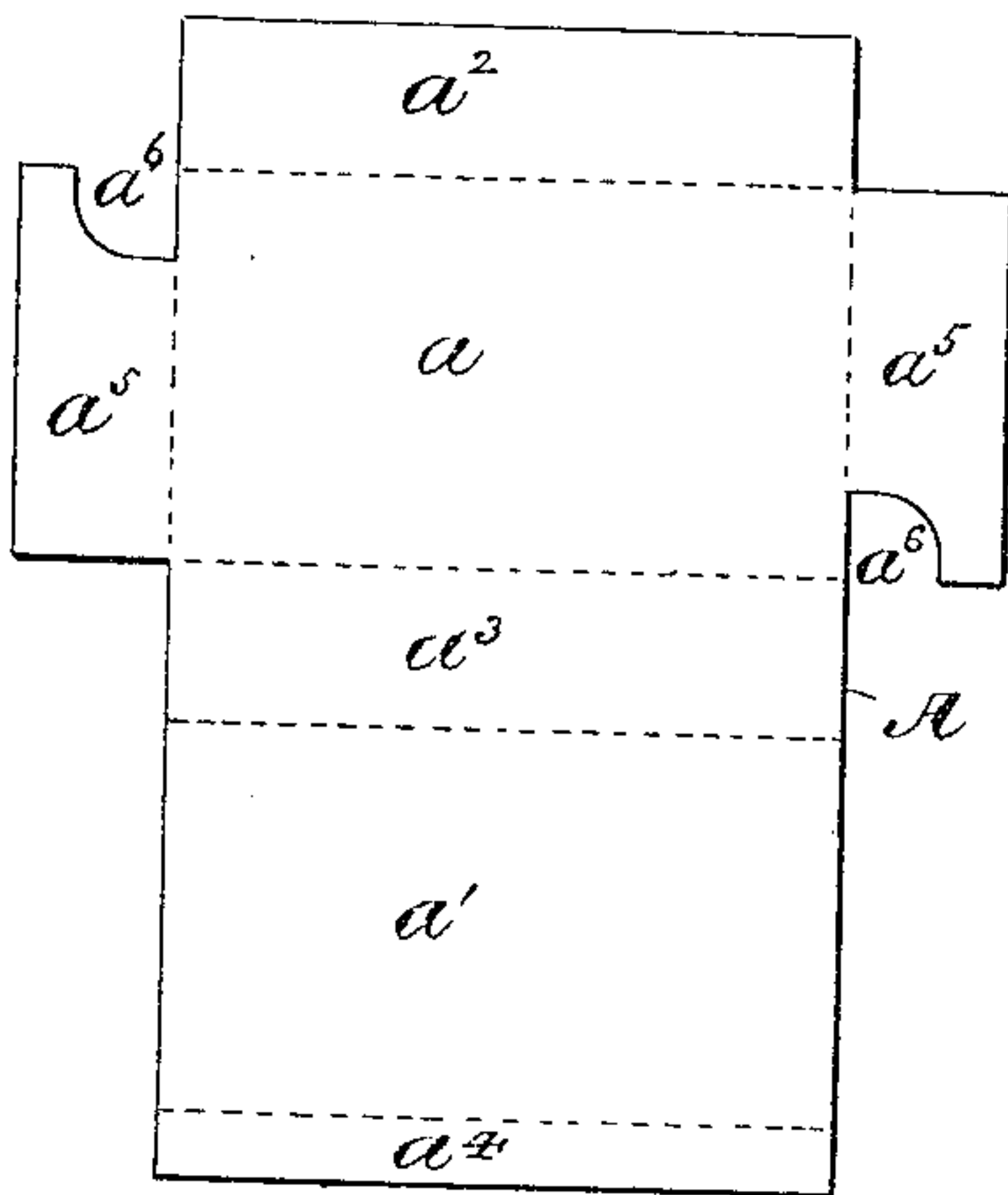


Fig. 3.

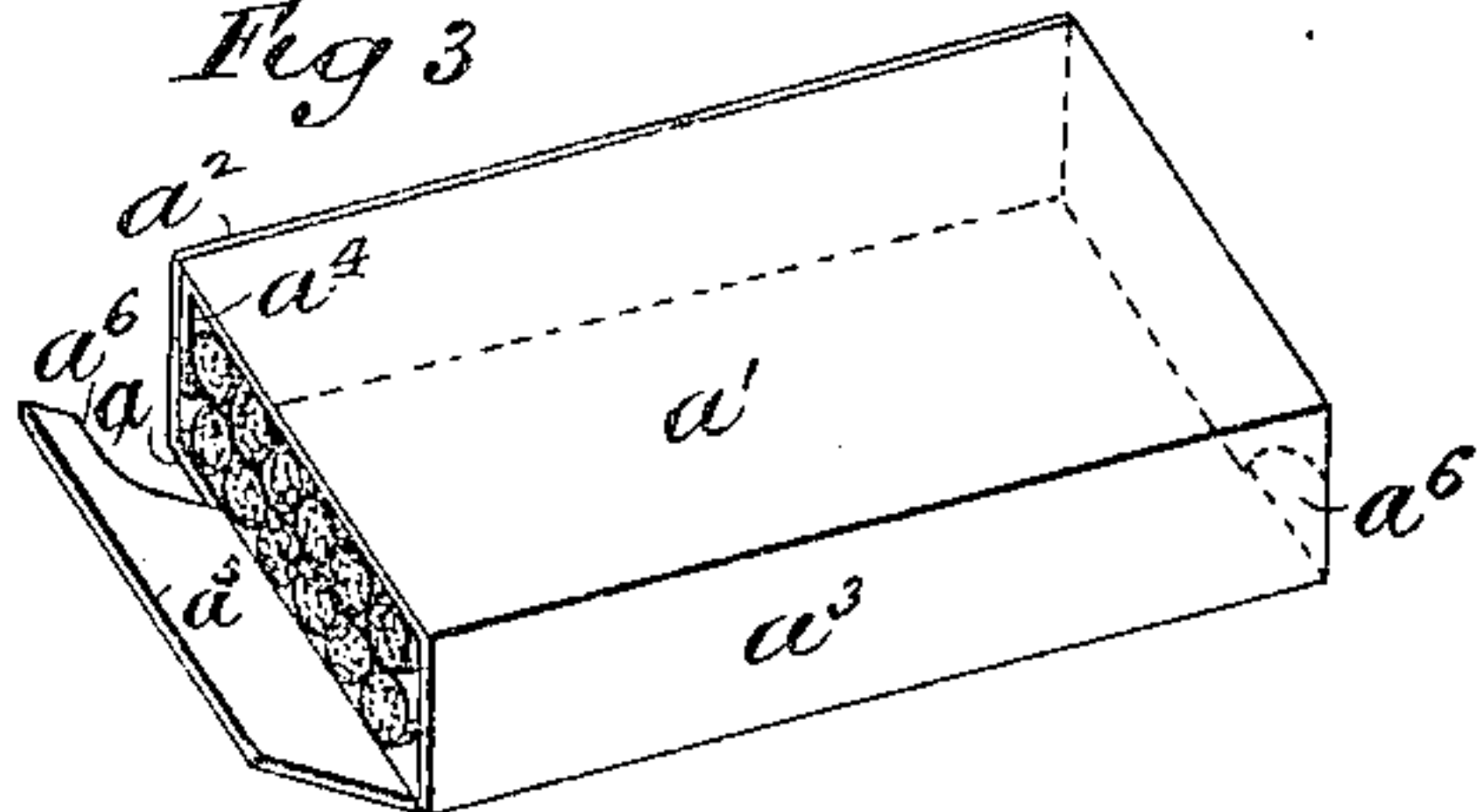


Fig. 4.

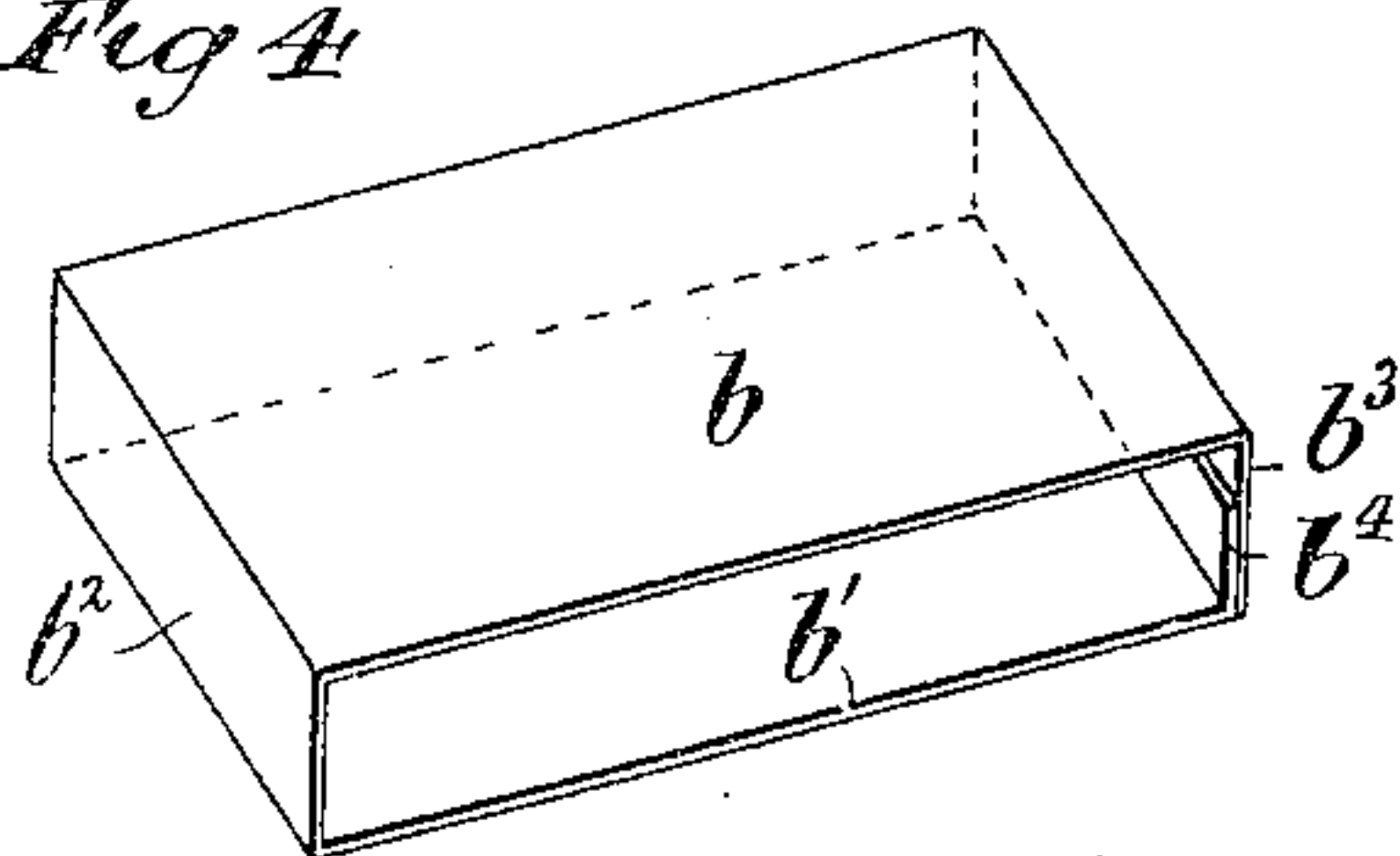


Fig. 2.

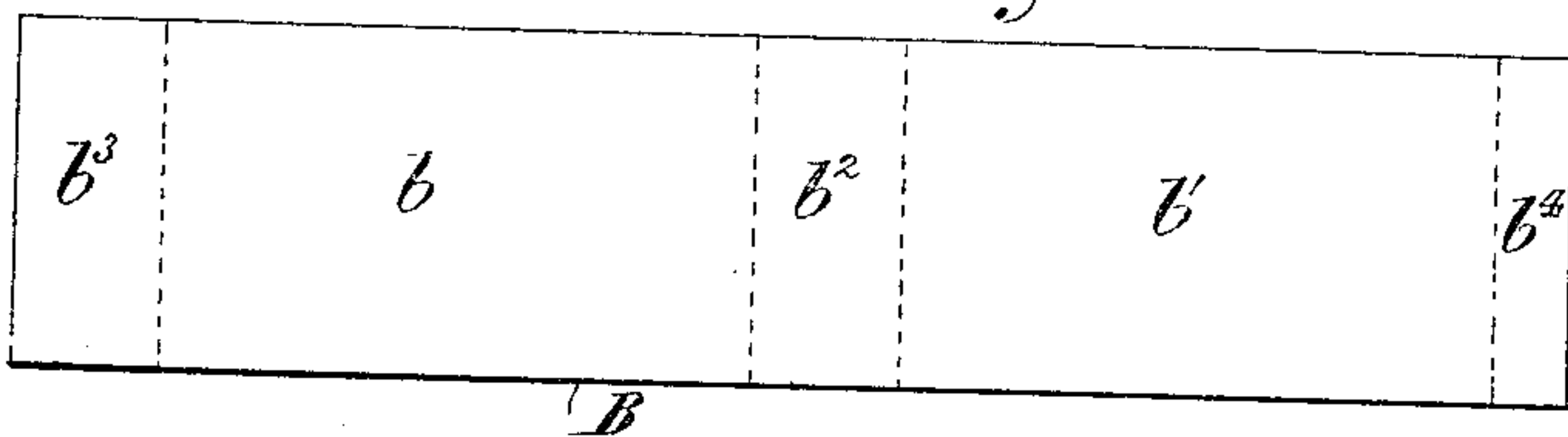


Fig. 5.

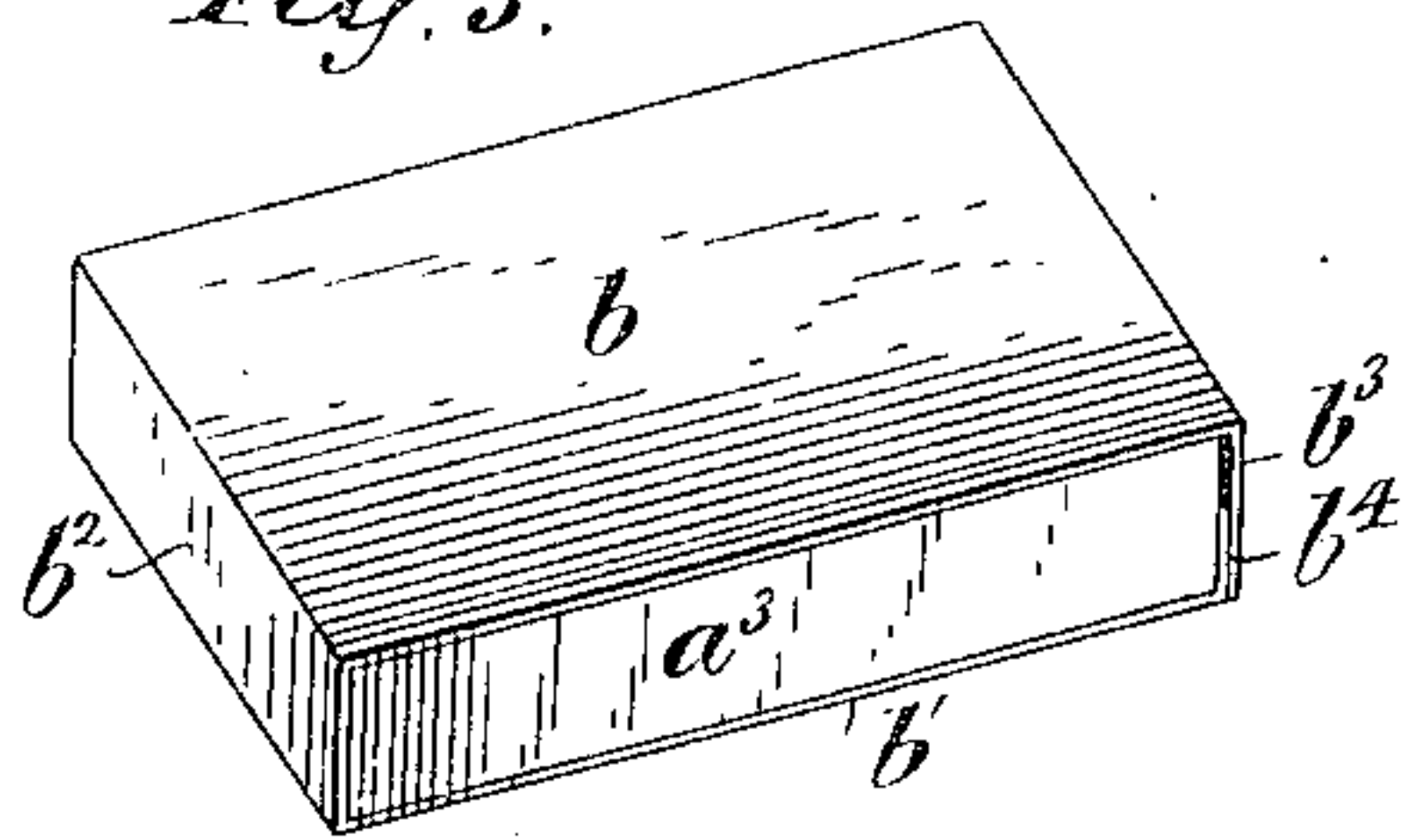
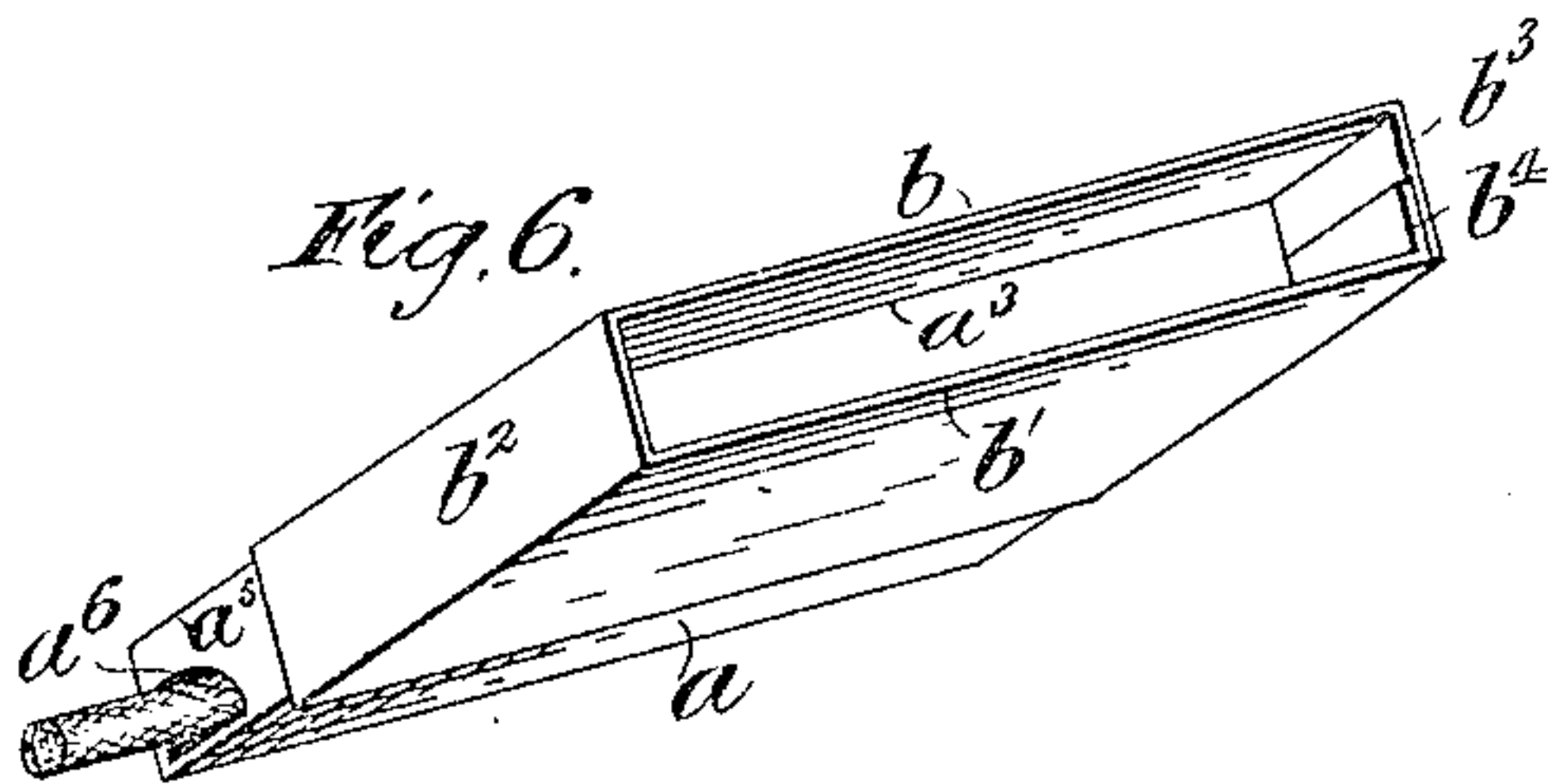


Fig. 6.



Witnesses,
Geo Wadman.
Maurice J. Roach.

Inventor
James D. Griswold.
By his attorneys
Safford & Brown.

UNITED STATES PATENT OFFICE.

JAMES D. GRISWOLD, OF BROOKLYN, NEW YORK, ASSIGNOR TO ROBERT
H. THOMPSON AND HENRY D. NORRIS, BOTH OF SAME PLACE.

BOX.

SPECIFICATION forming part of Letters Patent No. 385,924, dated July 10, 1888.

Application filed February 11, 1888. Serial No. 263,681. (No model.)

To all whom it may concern:

Be it known that I, JAMES D. GRISWOLD, of Brooklyn, in the county of Kings and State of New York, have invented a certain new and useful Improvement in Boxes, of which the following is a specification.

My improvement relates more particularly to boxes adapted to contain small articles, and may be advantageously used for cigarettes. I have illustrated the same as adapted for a cigarette-box.

In the accompanying drawings, Figure 1 is a view of a blank employed in the box. Fig. 2 is a view of another blank employed therein. Fig. 3 is a perspective view of a box formed from the blank illustrated in Fig. 1. Fig. 4 is a perspective view of a case or shell made from the blank illustrated in Fig. 2. Fig. 5 is a perspective view of the box and case or shell when in use together and closed. Fig. 6 is a similar view of the box partially removed from the case or shell and in the act of discharging a cigarette.

Similar letters of reference designate corresponding parts in all the figures.

The box will preferably be made of paper, card-board, pasteboard, or analogous material.

In the example of my improvement shown the blank A comprises side folds, a a' , edge folds, a^2 a^3 , and a paster fold, a^4 . It also comprises end folds a^5 . When the blank is folded into box form, as shown more clearly in Fig. 3, the edge fold, a^2 , will in this example of my improvement be secured to the paster fold a^4 by adhesive material, while the end folds will close the ends of the box. I have shown in each of the end folds a^5 a notch, a^6 . These notches are, as shown, adjacent to the fold a , and are in such position that when the end pieces a^5 are folded up against the ends of the box the notches form openings in the ends of the box at corners thereof. It will be observed that these openings are at diagonally opposite corners of the box. In other words, the end of the box directly opposite either of the openings is approximately closed. Although I have shown two such openings, I wish it to be understood that I need use but one; or I may use more than two.

The blank B comprises, as shown, a straight strip having side folds, b b' , end folds, b^2 b^3 , and a paster fold, b^4 . When the blank is folded into form, the end fold b^3 will be secured to the paster fold b^4 by adhesive material, as shown more clearly in Fig. 4.

The box formed from the blank A is intended to be contained within the case or shell formed from the blank B. When it is desired that the box remain closed, the parts occupy the relative positions illustrated in Fig. 5. When, however, it is desired to discharge something contained within the box therefrom—as, for instance, a cigarette—the box is moved sidewise within the case or shell B until an opening at the corner of the box is uncovered, when by tilting the whole a cigarette or other article will drop out through the opening. When an opening is employed at each end of the box, it is immaterial from which side the box is moved through the case or shell. When the box is used for cigarettes, such opening or openings will preferably be of sufficient size to admit of the passage of but one cigarette at a time.

What I claim as my invention, and desire to secure by Letters Patent, is—

1. The combination, with a rectangular box having an opening in one end thereof and at a corner, of a case or shell for containing said box, and through which the box may be moved sidewise, said case or shell operating to close said opening when the box is in position in the case or shell, substantially as specified.

2. The combination, with a rectangular box having an opening in each of the ends thereof and at the corners, of a case or shell for containing said box, and through which the box may be moved sidewise, said case or shell operating to close both said openings when the box is in position in the case or shell, substantially as specified.

JAMES D. GRISWOLD.

Witnesses:

D. H. DRISCOLL,
MAURICE J. ROACH.