

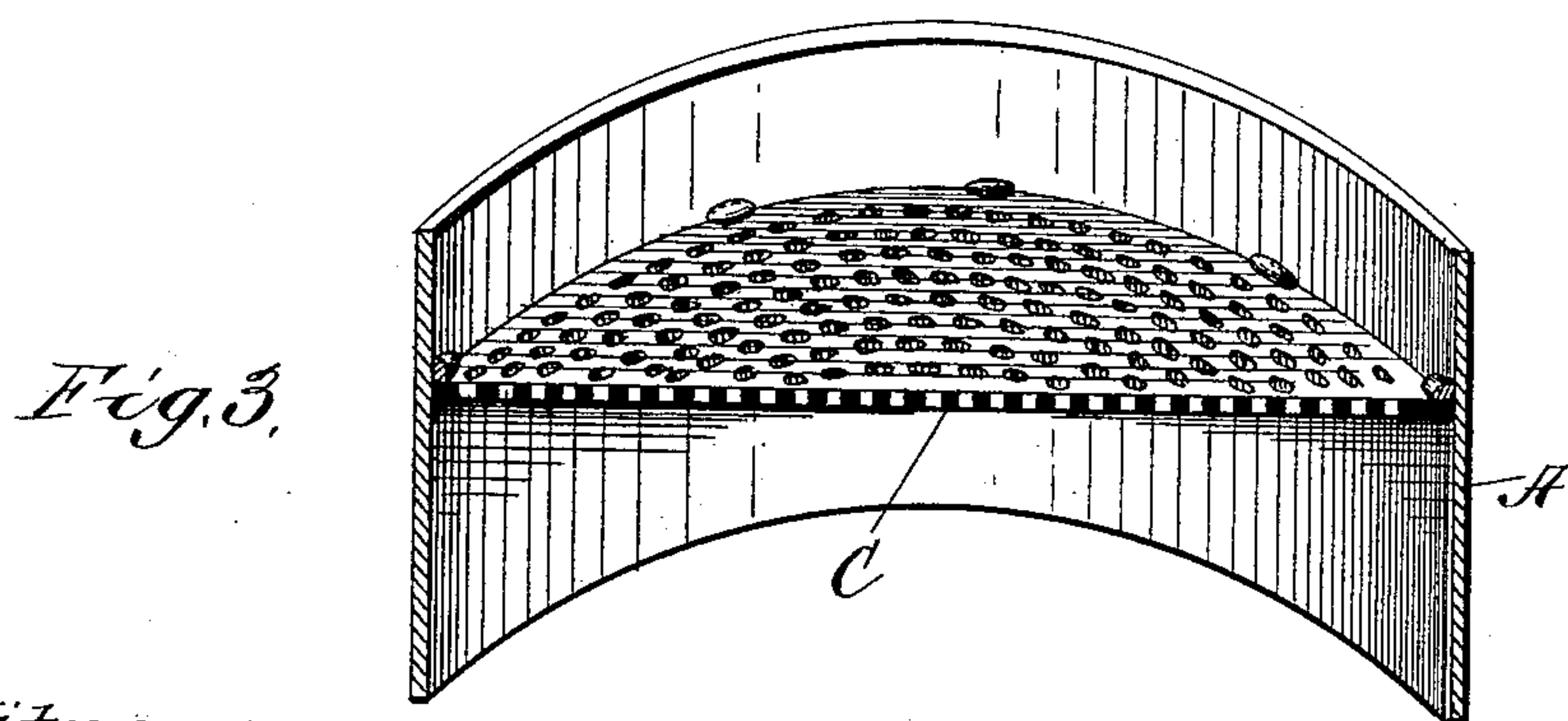
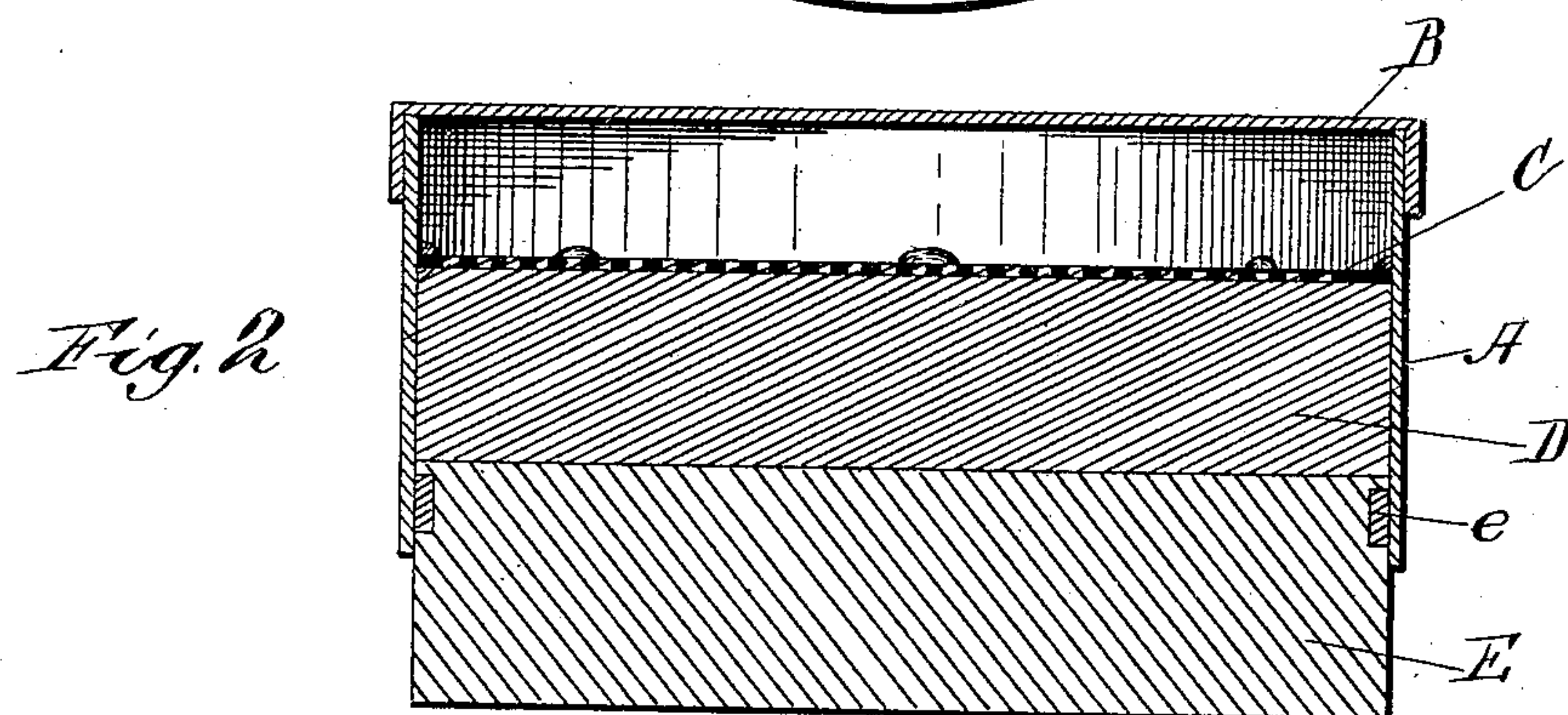
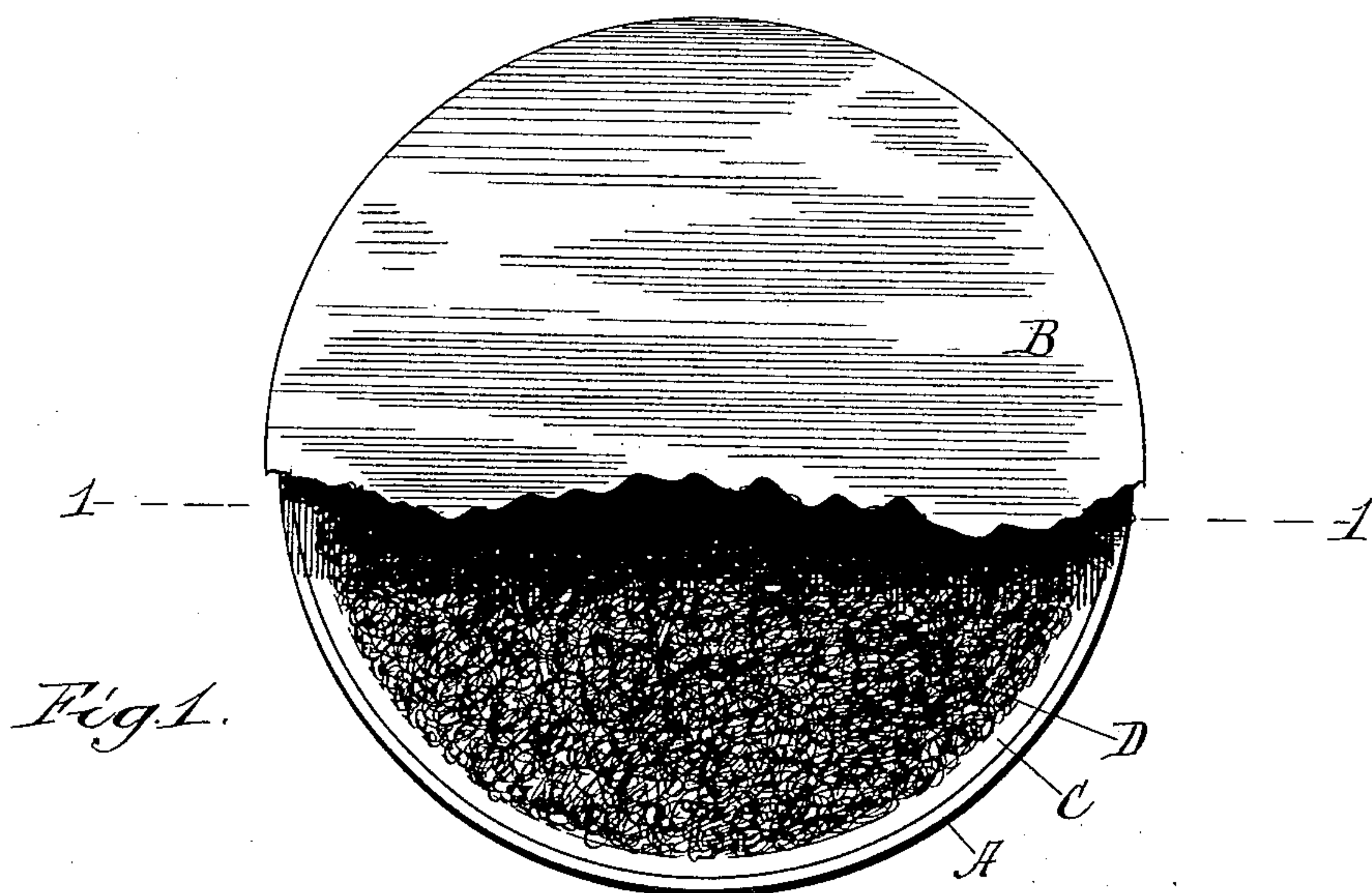
(No Model.)

W. K. DAVID.

BLACKING BOX.

No. 385,916.

Patented July 10, 1888.



Witnesses,
W. C. Corlies.
Irvine Miller.

Inventor,
William K. David.
By *Coburn & Thacher*
Attorneys.

UNITED STATES PATENT OFFICE.

WILLIAM K. DAVID, OF CHICAGO, ILLINOIS.

BLACKING-BOX.

SPECIFICATION forming part of Letters Patent No. 385,916, dated July 10, 1888.

Application filed September 5, 1887. Serial No. 248,917. (No model.)

To all whom it may concern:

Be it known that I, WILLIAM K. DAVID, a citizen of the United States, residing at Chicago, in the county of Cook and State of Illinois, have invented a certain new and useful Improvement in Blacking-Boxes, which is fully set forth in the following specification, reference being had to the accompanying drawings, in which—

Figure 1 represents a plan view of a blacking-box containing my invention, a portion of the cover being broken away; Fig. 2, a vertical section of the same, taken on the line 1 1 of Fig. 1; and Fig. 3, a perspective section of the same.

My invention relates to a device in blacking-boxes whereby the blacking may be economically used and evenly spread. It is well known that with blacking-boxes of ordinary construction it is impossible to spread the blacking evenly in the box. The material in the box is taken up unevenly and the brush filled improperly and with a gradual accumulation of surplus blacking. It is the object of the invention to obviate these difficulties and to provide a device whereby the blacking may be spread in the box nearly as well as liquid blacking upon a stone or other flat surface, and only so much supplied to the brush as is required for use.

I will now proceed to describe one way in which I have carried out the invention in practical form, and will then point out definitely in claims the improvements which I believe to be new and wish to secure by Letters Patent.

In the drawings, A represents the cylindrical body of a blacking-box such as is generally used, which is provided with a cover, B, of ordinary form. A little below this cover is a metallic diaphragm, C, which is perforated, as shown in the drawings, and is secured to the body. Within the box and below this diaphragm is the blacking, D, and into the bottom of the box-body is fitted a follower, E, which may be of wood, metal, or any material which is desired and is adapted to the purpose. This follower is closely fitted within the box-body, so as to make a tight joint, and ordinarily may be used without any additional device for making the joint tight; but if it is desired to insure a close fit always of the follower a light packing-ring, e, may be fitted upon the follower, made of rubber or any other suitable material, which will of

course serve the usual purpose of making a close joint.

In using this box the blacking is of course retained in the box below the diaphragm and between it and the follower. When blacking is desired for use, the follower is pressed up against the blacking, and thereby forces the latter up through the perforations of the diaphragm. In Fig. 1 of the drawings this result is illustrated, the blacking being shown slightly above the diaphragm. It will be seen at once that the supply of blacking may be properly regulated, so that only the quantity actually desired for use will appear above the diaphragm, and also that it will be disposed over the latter in a substantially-uniform quantity. Now the small quantity of blacking forced above the diaphragm is readily and properly spread by the brush, and only so much taken up by the latter as is necessary for use, and without daubing the brush. The follower is of course operated until practically the entire contents of the box are forced up through the diaphragm. The cover protects the top of the box and preserves the contents from drying. If desired, a cover or sliding bottom may be applied to the follower, so as to slip over the body of the box at the bottom and slide thereon.

The box may be made with such modifications in general features as may be desired for purposes of trade or otherwise, the feature of the perforated diaphragm being retained, which is the main characteristic of my invention.

Having thus described my invention, what I claim as new, and desire to secure by Letters Patent, is—

1. In a blacking-box, the main body, in combination with a perforated diaphragm secured permanently to the body immediately above the blacking, the cover B, and a follower fitted into the bottom of the box, substantially as and for the purposes specified.

2. The blacking-box body A, in combination with the perforated diaphragm C, secured permanently within the body over the blacking, the follower E, fitted into the body at the bottom thereof, and the packing e, substantially as and for the purposes specified.

WM. K. DAVID.

Witnesses:

W. C. CORLIES,
IRVINE MILLER.