

(No Model.)

2 Sheets—Sheet 1.

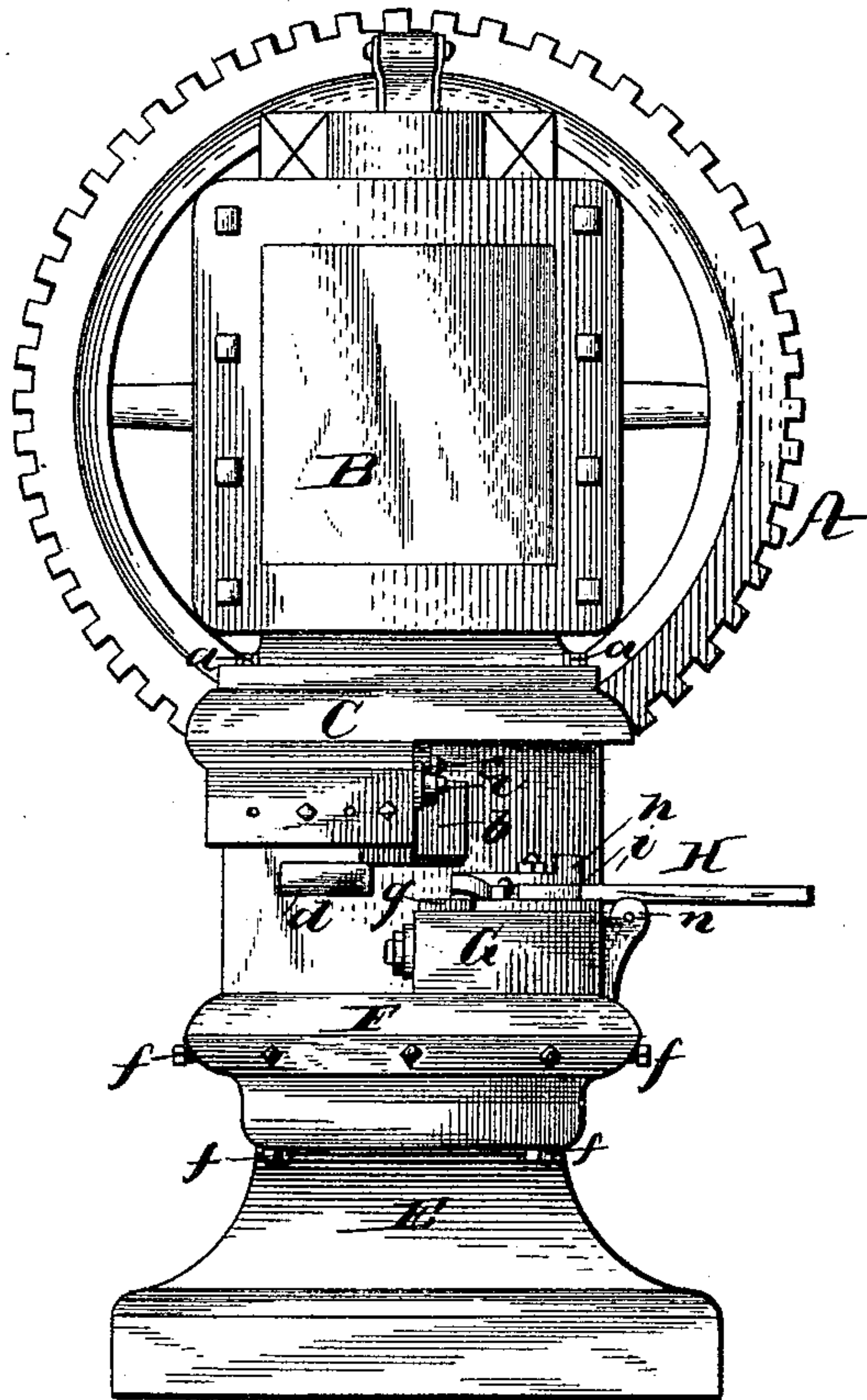
H. M. MYERS.

MACHINE FOR CUTTING SHOVEL BLANKS.

No. 385,820.

Patented July 10, 1888.

Fig. 1.



Witnesses,

Wm. H. Scott.
Wm. E. Dyre.

Inventor,

Henry M. Myers.
By Johnston, Reinhold & Co.
Attorneys

(No Model.)

2 Sheets—Sheet 2.

H. M. MYERS.

MACHINE FOR CUTTING SHOVEL BLANKS.

No. 385,820.

Patented July 10, 1888.

Fig. 2.
C

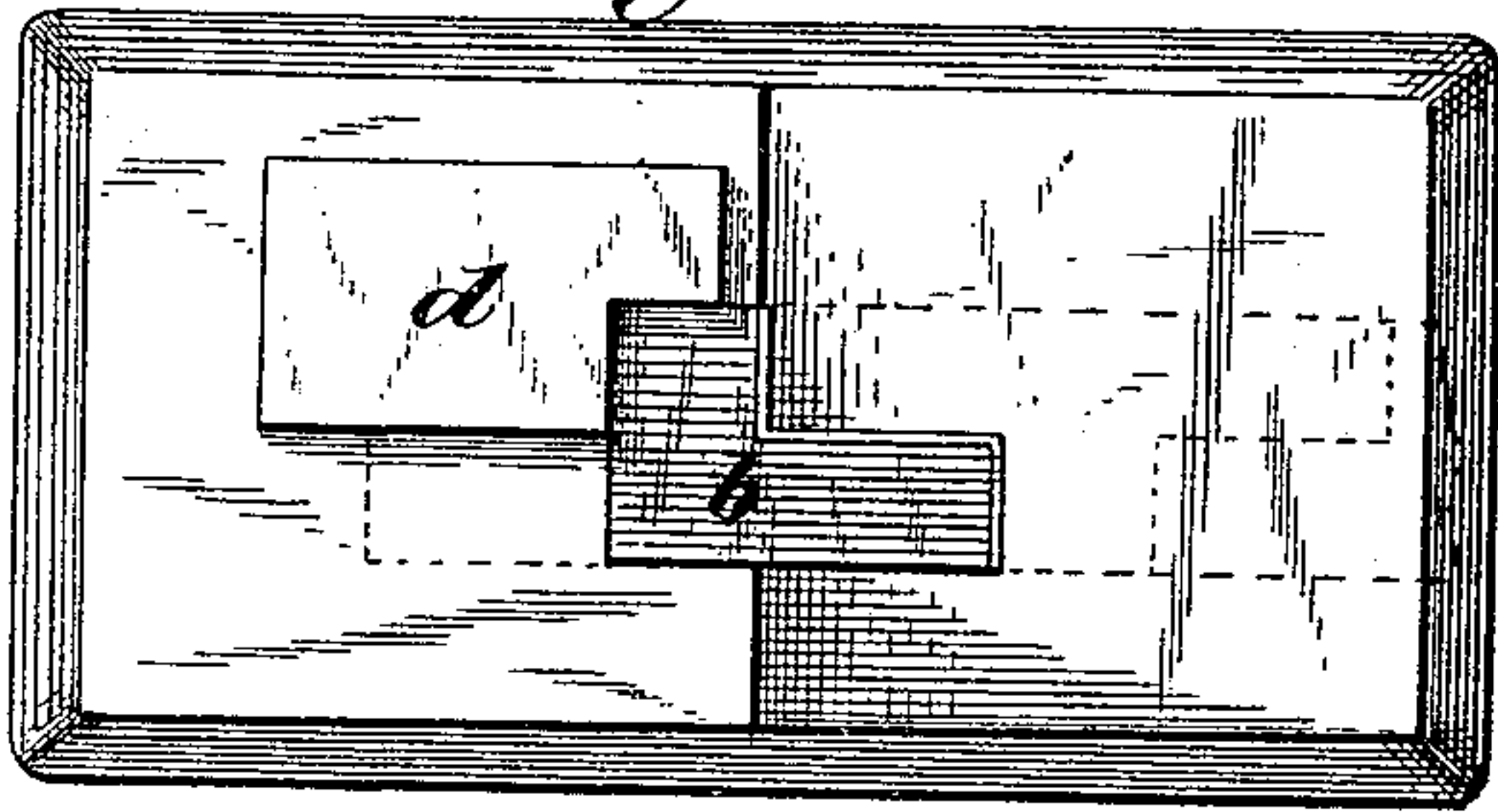


Fig. 3.
E

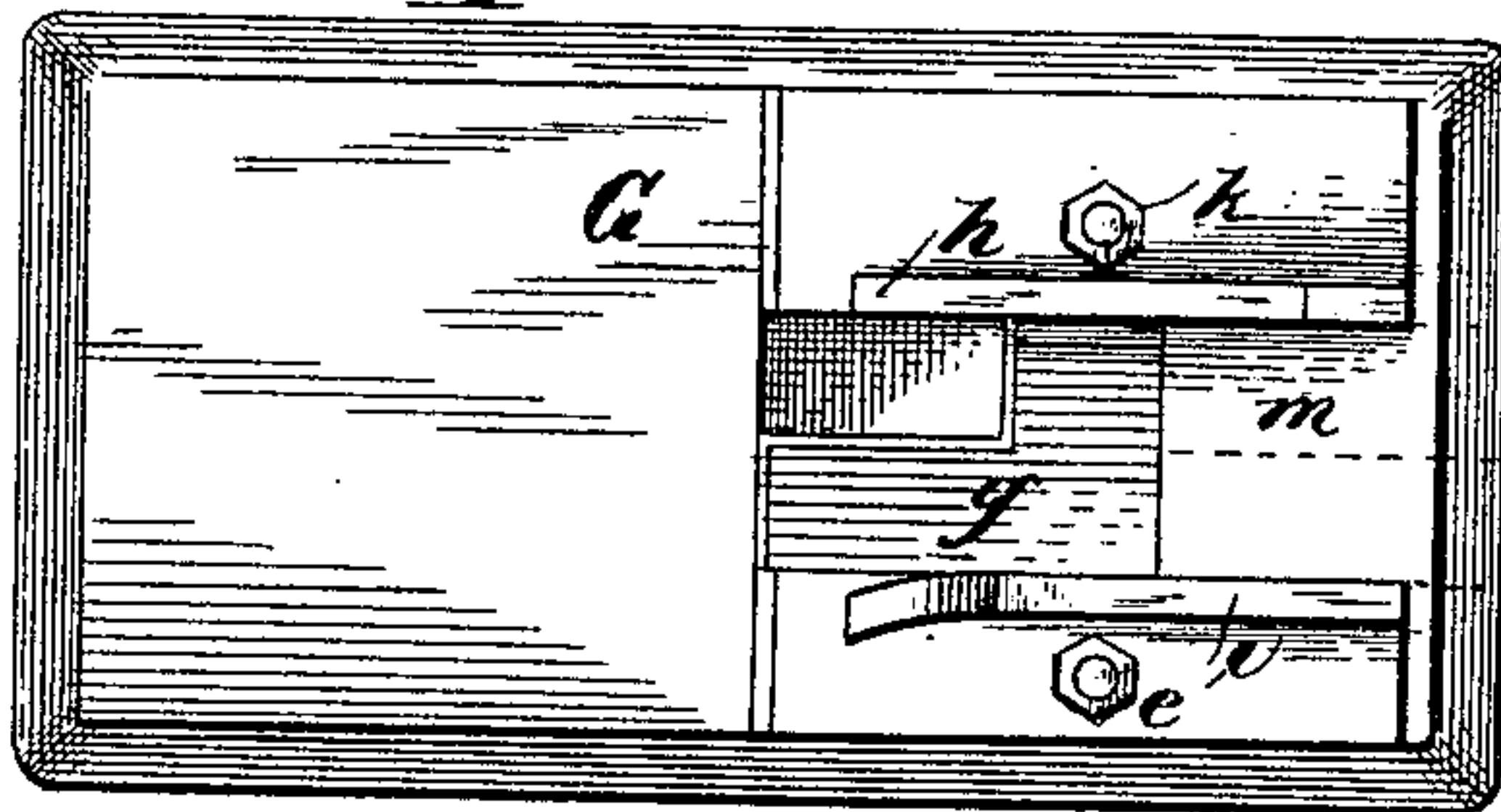


Fig. 4.

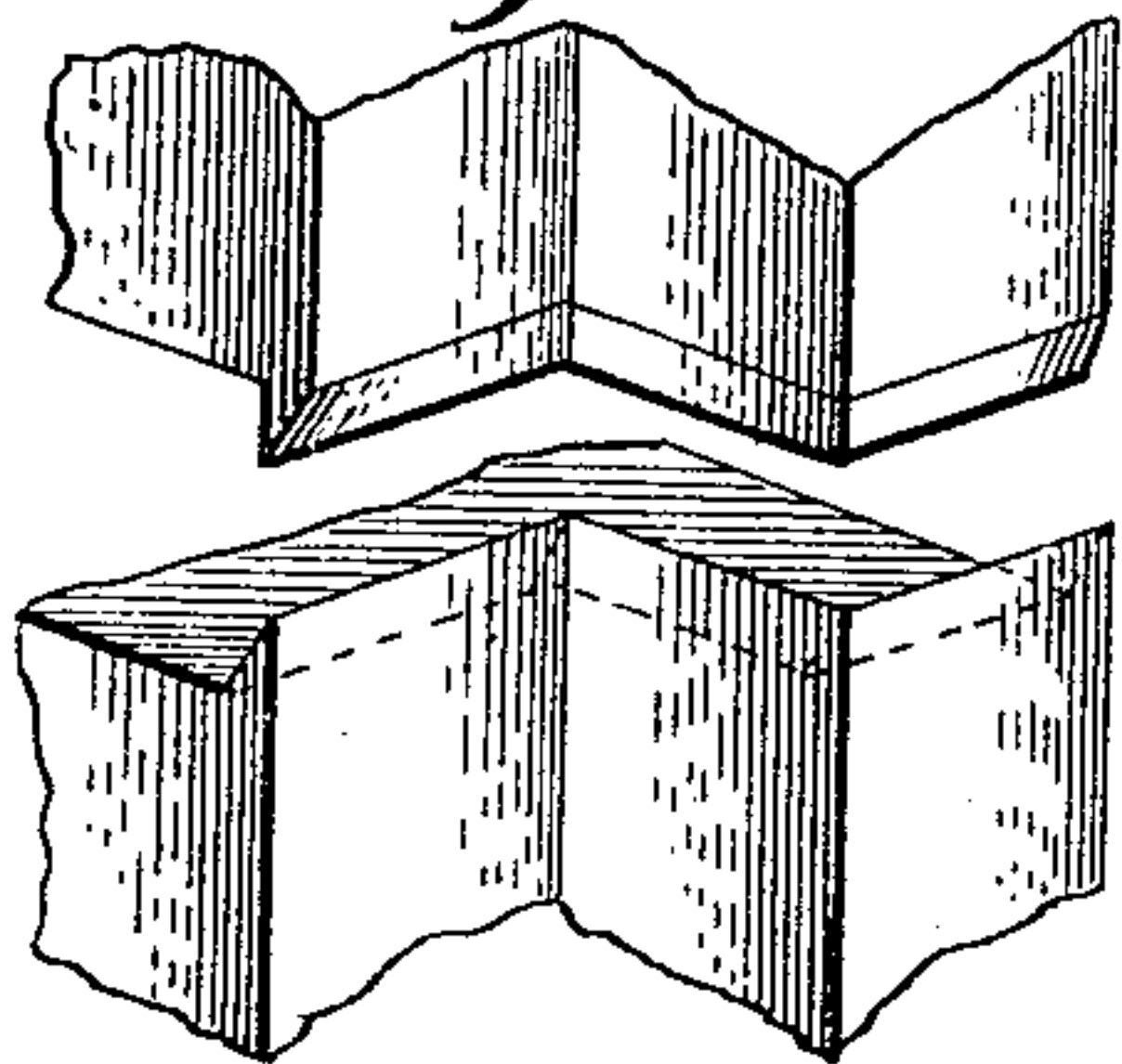


Fig. 5.

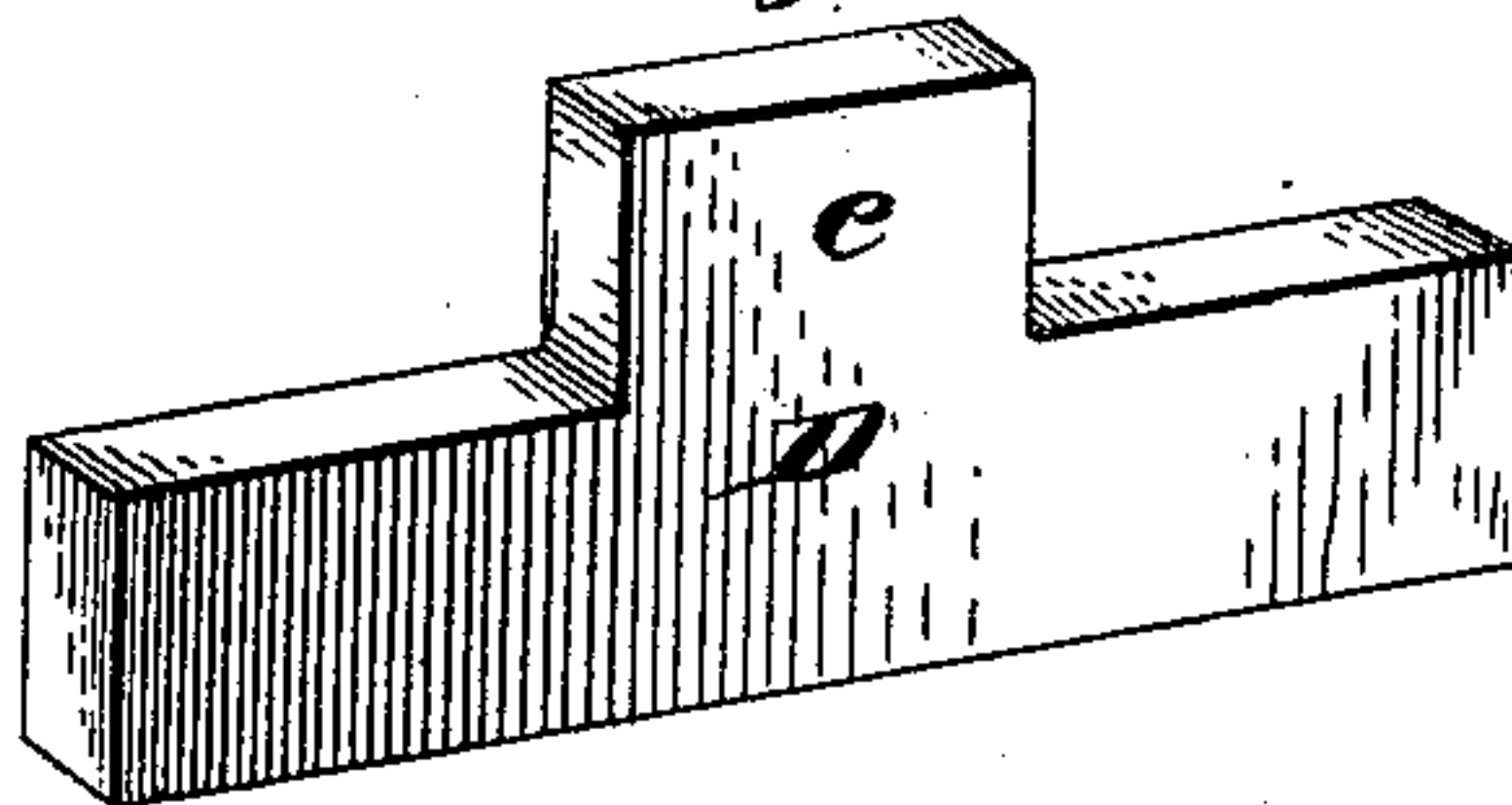
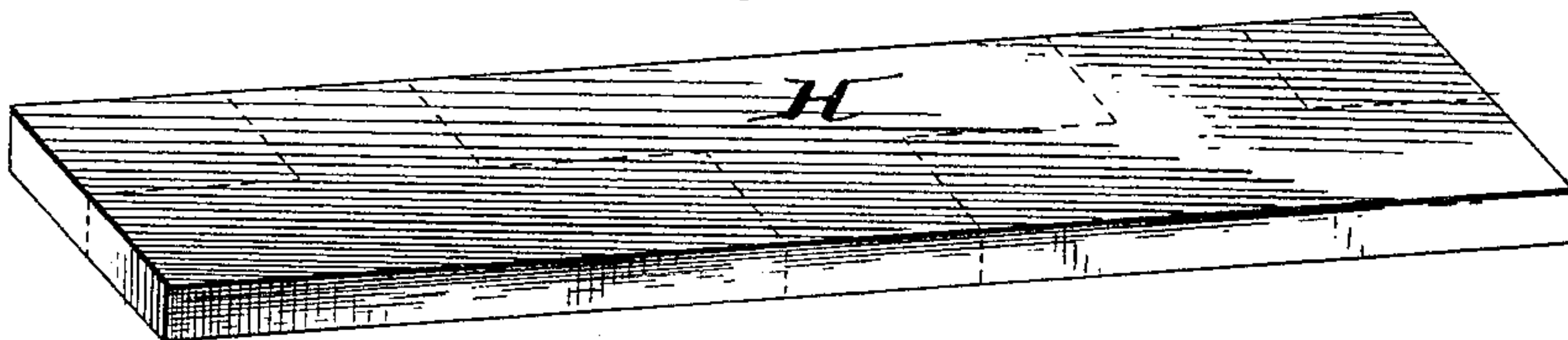


Fig. 6.



Witnesses.

Wm. H. Scott.
Wm. E. Dyer.

Inventor.

Henry M. Myers.
By Johnston, Reinohl & Dyer
Attorneys.

UNITED STATES PATENT OFFICE.

HENRY M. MYERS, OF BEAVER FALLS, PENNSYLVANIA.

MACHINE FOR CUTTING SHOVEL-BLANKS.

SPECIFICATION forming part of Letters Patent No. 385,820, dated July 10, 1888.

Application filed April 3, 1888. Serial No. 269,417. (No model.)

To all whom it may concern:

Be it known that I, HENRY M. MYERS, a citizen of the United States, residing at Beaver Falls, in the county of Beaver and State of Pennsylvania, have invented certain new and useful Improvements in Machines for Cutting Shovel-Blanks; and I do hereby declare the following to be a full, clear, and exact description of the invention, such as will enable others skilled in the art to which it appertains to make and use the same.

My invention relates to the art of shovel-making, and has for its object an improved machine for cutting blanks from cold bars of iron or steel.

In the manufacture of shovels made from blanks cut from heated bars the blank cutting machine supplies blanks faster than they can be split and reduced by the remaining machinery without reheating the blanks. To reheat the blanks involves the expense of two extra workmen, besides the fuel consumed. It is my purpose to cut the blanks from cold bars of iron or steel and heat them in such quantities as will supply the splitting-machine and the rolls.

The invention will be hereinafter described, and particularly pointed out in the claim.

In the accompanying drawings, which form part of this specification, Figure 1 represents a front elevation; Fig. 2, an inverted plan of the saddle attached to the reciprocating head; Fig. 3, a plan of the saddle attached to the base of the machine; Fig. 4, a perspective of portions of the upper and lower cutting-dies detached; Fig. 5, a perspective of a blank cut from a bar, and Fig. 6 a similar view of a bar with blanks indicated in dotted lines.

Reference being had to the drawings and the letters marked thereon, A represents an ordinary cutting or punching machine, which may be provided with a stop-motion or may be run under a continuous motion.

B is a reciprocating head, to which is de-

tachably secured a saddle, C, by bolts *a*, and to the saddle is adjustably secured a cutter or die, *b*, by clamping-bolts *c c*, and a gage, *d*, which fits into the rectangular recess in each blank D between the tang *e* and the end of the blank, and puts the bar into proper position for the die to sever the blank from it. To the base E of the machine is also detachably secured a saddle, F, by bolts *f*, and in the anvil G of the saddle is adjustably secured a die, *g*, which corresponds with the die *b* in the head B. The saddle F also supports guides *h i*, which are secured in position by bolts *k l*, and between which the bar H is fed under the die *b*.

On the end of the base E, and in line with the groove *m*, in which the bar H lies, is a roller, *n*, upon which the bar rests while it is being fed into the machine. By securing the dies adjustably they may be set to cut clear and clean, and different-sized dies or cutters may be applied for cutting different-sized blanks, and by making the saddles detachable they may be readily removed for replacing any of the parts that are worn or broken.

The bar H is turned after each blank is cut therefrom. Blanks for other implements may be cut by the machine by changing the form of the dies.

Having thus fully described my invention, what I claim is—

A machine for cutting shovel or other blanks, provided with a reciprocating head, a detachable saddle secured to said head and provided with a cutting-die, in combination with a detachable saddle secured to the base of the machine and provided with an anvil, the die, and gages, substantially as described.

In testimony whereof I affix my signature in presence of two witnesses.

HENRY M. MYERS.

Witnesses:

J. F. MERRIMAN,
JOHN REEVES.