


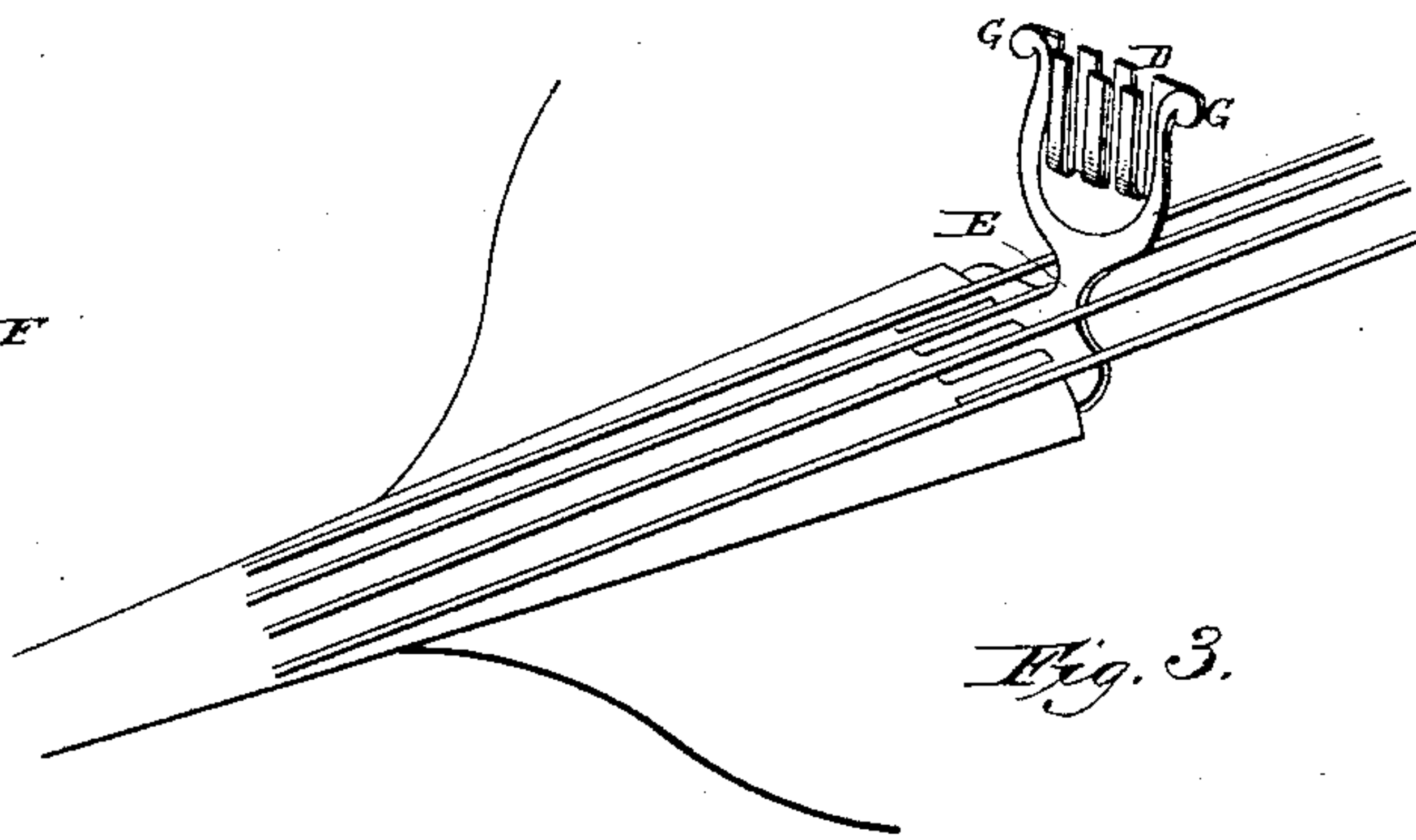
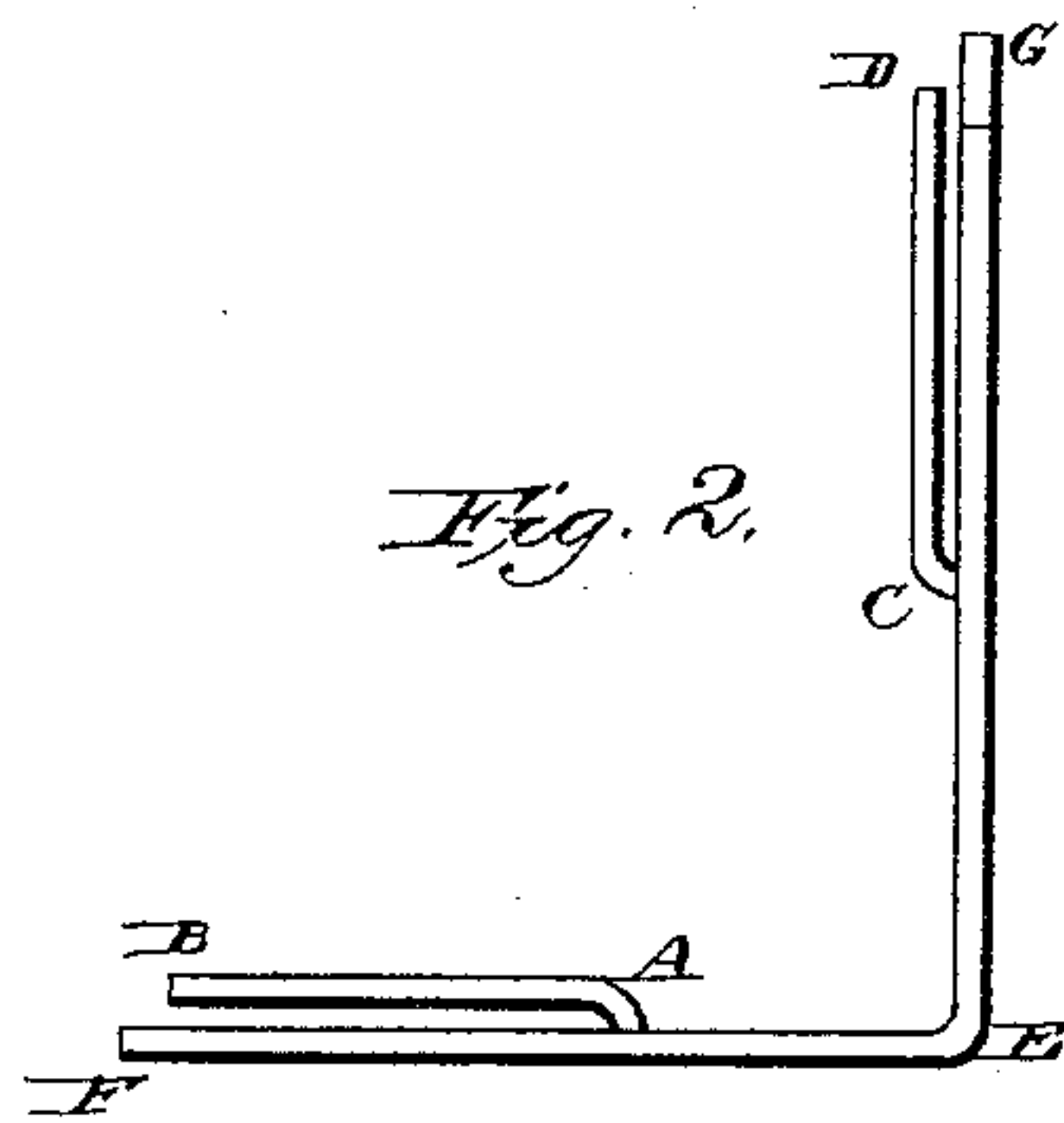
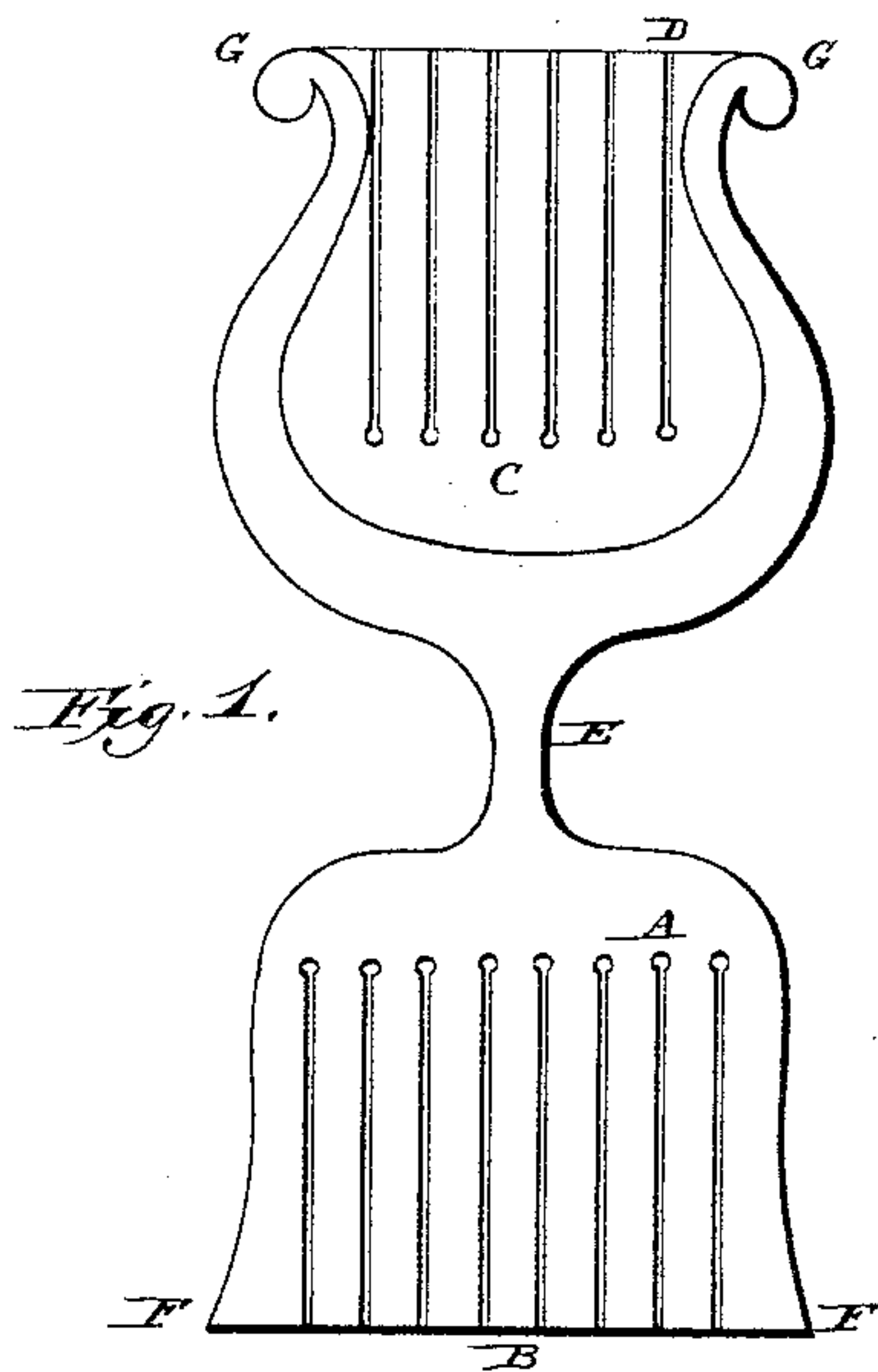
(No Model.)

W. H. PIKE.

COMBINED MUSIC CLIP AND BOW GUIDE.

No. 385,642.

Patented July 3, 1888.



WITNESSES,  
*Edwin L. Yewell.*  
*Wells & Co.*

INVENTOR.  
*Wm. Henry Pike.*  
*By Marshall Bailey.*  
his Attorney.

# UNITED STATES PATENT OFFICE.

WILLIAM HENRY PIKE, OF LIVERPOOL, COUNTY OF LANCASTER, ENGLAND.

## COMBINED MUSIC-CLIP AND BOW-GUIDE.

SPECIFICATION forming part of Letters Patent No. 385,642, dated July 3, 1888.

Application filed April 27, 1888. Serial No. 272,059. (No model.)

*To all whom it may concern:*

Be it known that I, WILLIAM HENRY PIKE, of 18 Egypt street, Liverpool, in the county of Lancaster, England, patentee and manufacturer, have invented a Combined Music-Clip and Bow-Guide for Violins, also Applicable as a Mute Therefor; and I do hereby declare the nature of this invention and in what manner the same is to be performed to be particularly described and ascertained in and by the following statement.

The object of this invention is to produce a combined music-clip and bow-guide for violins, which shall be also applicable as a mute therefor, the said invention being more especially designed for use by learners and others to guide the bowing; but the invention may be used by all players as a music-clip or as a mute to deaden or soften the sound when required.

The invention is constructed of vulcanite, ebonite, celluloid, wood, metal, metal wire, or other suitable material, and when used as a music-clip and bow-guide is intended to be placed with one end under the finger-board, while the other end projects at right angles thereto. When used as a mute the invention is made to clip the bridge, and so deaden or soften the sound.

In order that my invention may be fully understood and carried into practice, I will now proceed to describe the same with reference to the accompanying drawings, in which similar letters indicate corresponding parts in all the figures.

Figure 1 shows the configuration of the invention when blocked, stamped, or otherwise constructed from metal. Fig. 2 is a side view of the invention when ready for use. Fig. 3 shows a violin with the invention attached as a music-clip and bow-guide, and Fig. 4 shows a violin with the invention attached as a mute.

When made of metal, the invention is first blocked, stamped, or otherwise constructed of

the shape or configuration shown in Fig. 1 and cut in the direction of its length, as at A B C D, &c. It is then turned up at right angles at or near its center E. Alternate strips of the metal A B C D, &c., are then turned up at right angles and again bent over, so as to lie in planes parallel to the planes of the sides E F and E G. The projection at A will permit of the side E F being pushed under the finger-board and the projection at C will allow of the music being inserted between C D and E G. The side E G will guide the bow and C D and E G will clip the bridge and serve as a mute, as shown in Fig. 4.

The parts F E and E G may be made of any suitable length or may be so constructed that they can be easily adjusted to any convenient length.

When made of other material, the invention is constructed of the shape shown in Figs. 1 2 and adjusted as shown in Figs. 3 and 4.

Having now particularly described and ascertained the nature of my said invention and in what manner the same is to be performed, I declare that what I claim is—

1. The herein-described music-clip and bow-guide, consisting of two parts, F G, bent at right angles to each other and provided, respectively, with means for attachment to the finger-board and for holding the music.

2. The herein-described music-clip and bow-guide, consisting of two parts, F G, bent at right angles to each other and provided with a plurality of cuts to form a series of longitudinal strips, said strips being alternately turned at right angles and then bent upward to form spaces, substantially as and for the purposes hereinbefore set forth.

In testimony whereof I have hereunto set my hand this 10th day of April, A. D. 1888.

WILLIAM HENRY PIKE.

Witnesses:

FREDK. RHODES,  
H. G. BISHOP.