

(No Model.)

H. L. ENNES.

MOP WRINGER.

No. 385,601.

Patented July 3, 1888.

Fig. 1.

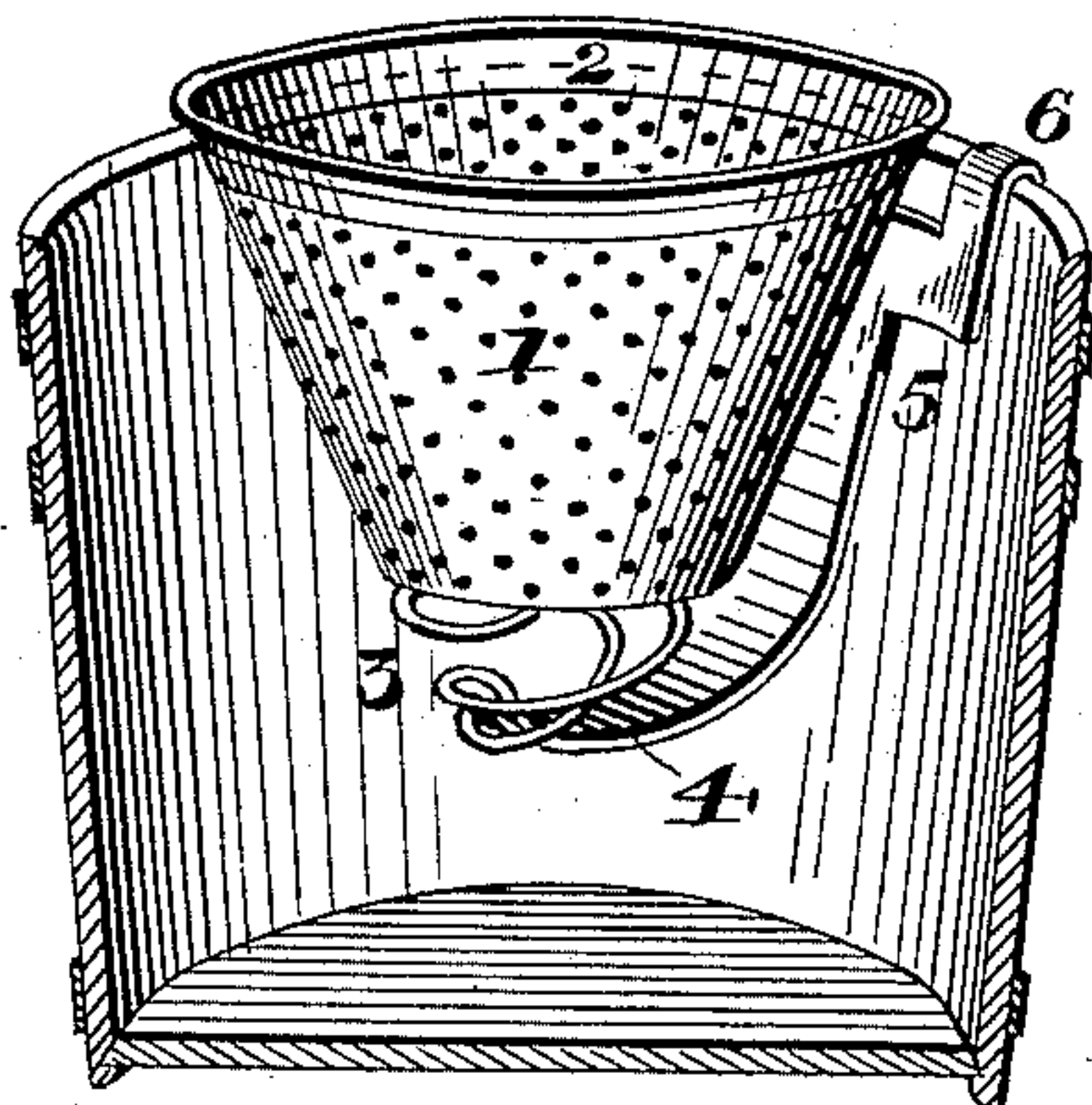


Fig. 2.


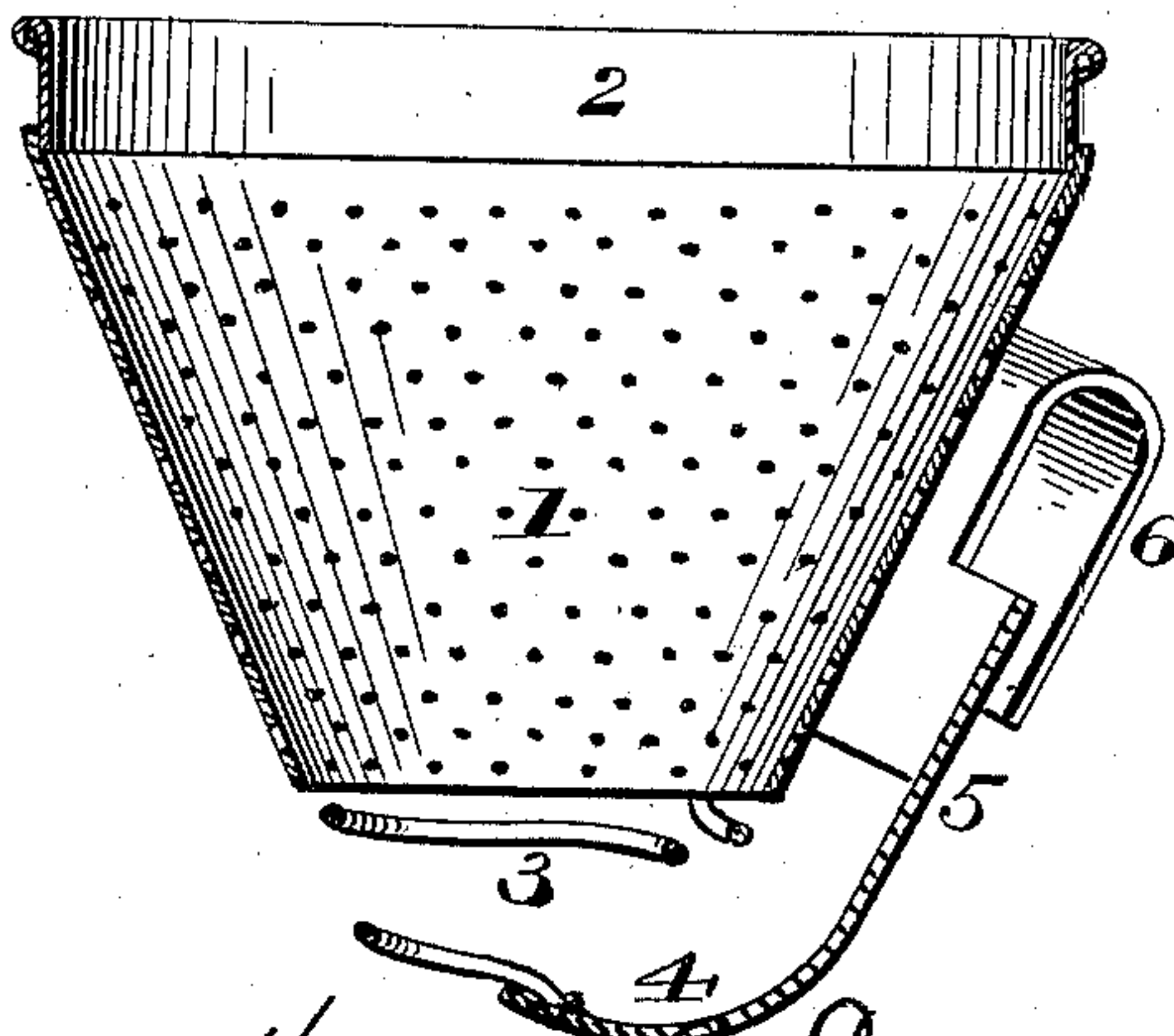


Fig. 3.



WITNESSES.
F. L. Ourand.
H. E. Dawson.

Homer L. Ennes,
INVENTOR,
by Louis Dagher & Co.
Attorneys.

UNITED STATES PATENT OFFICE.

HOMER L. ENNES, OF SANDUSKY, OHIO.

MOP-WRINGER.

SPECIFICATION forming part of Letters Patent No. 385,601, dated July 3, 1888.

Application filed December 27, 1887. Serial No. 259,024. (No model.)

To all whom it may concern:

Be it known that I, HOMER L. ENNES, a citizen of the United States, and a resident of Sandusky, in the county of Erie and State of Ohio, have invented certain new and useful Improvements in Mop-Wringers; and I do hereby declare that the following is a full, clear, and exact description of the invention, which will enable others skilled in the art to 10 which it appertains to make and use the same, reference being had to the accompanying drawings, which form a part of this specification, and in which—

Figure 1 is a perspective view of my improved mop-wringer, showing it in position in a bucket, the bucket being shown in vertical section. Fig. 2 is a similar view of the wringer detached from the bucket; and Fig. 3 is a vertical sectional view of the wringer.

20 The same numerals of reference indicate the same or corresponding parts in all the figures.

My invention has relation to that class of mop-wringers, or wringers for wringing out and drying mops, swabs, or similar articles, in 25 which spirally-wound pieces of wire or rods are suitably secured in the vessel holding the water or suds, and the mop or article is pressed and twisted into the hollow cone formed by the wires and squeezed dry; and it consists in 30 the improved construction and combination of parts of such a wringer, as hereinafter more fully described and claimed. In former wringers of this kind the mop or article could not be perfectly wrung or squeezed dry on account 35 of the tendency of the material of which the mop was made squeezing out through the interstices between the spirals of wires; and the object of this invention is to obviate this drawback, as will be shown in the following 40 specification.

In the accompanying drawings, the numeral 1 indicates a truncate-conical or funnel shaped piece of perforated sheet metal, having a solid flange, 2, of sheet metal at its upper edge and 45 having its narrow lower end opened.

Spirals 3, of wire of a sufficient thickness, are secured to the lower open end of this cone-shaped piece of metal at opposite sides of the same, forming a continuation of the cone, and the inwardly bent or curved lower 50 end of a lip or strip, 4, of sheet metal is secured to the apex of the cone thus formed, projecting downwardly from a strip, 5, having two or more or less upwardly-projecting strips or hooks, 6, having their ends bent outward 55 and downward.

In practice the hooks of the holder-strip 5 are hooked over the upper edge of the bucket or vessel holding the water or suds, and whenever the mop is to be wrung it is pressed down 60 in the funnel formed by the perforated sheet metal and the spirals and turned around in the same, when the water or suds contained in the mop will be wrung or squeezed out.

It will be seen that the perforated funnel 65 will allow the expressed water or suds to flow back into the vessel, the spirals forming the bottom of the funnel, allowing all more solid matter to drop into the vessel, and the perforated portion of the funnel will form a strong 70 resistance to squeezing the mop, and will at the same time allow all fluids to pass through it.

Having thus described my invention, I claim and desire to secure by Letters Patent of the 75 United States—

A mop-wringer consisting of a perforate or open cone and a holder attached to the apex or bottom of the cone and having upwardly-extending hooks for engaging the side of a 80 vessel, as shown, and for the purpose specified.

In testimony that I claim the foregoing as my own I have hereunto affixed my signature in presence of two witnesses.

HOMER L. ENNES.

Witnesses:

H. MORRISON,
S. E. BAUDER.