

(Model.)

T. D. HAMMOND.

CARPET FASTENER.

No. 385,554.

Patented July 3, 1888.




Fig. 1

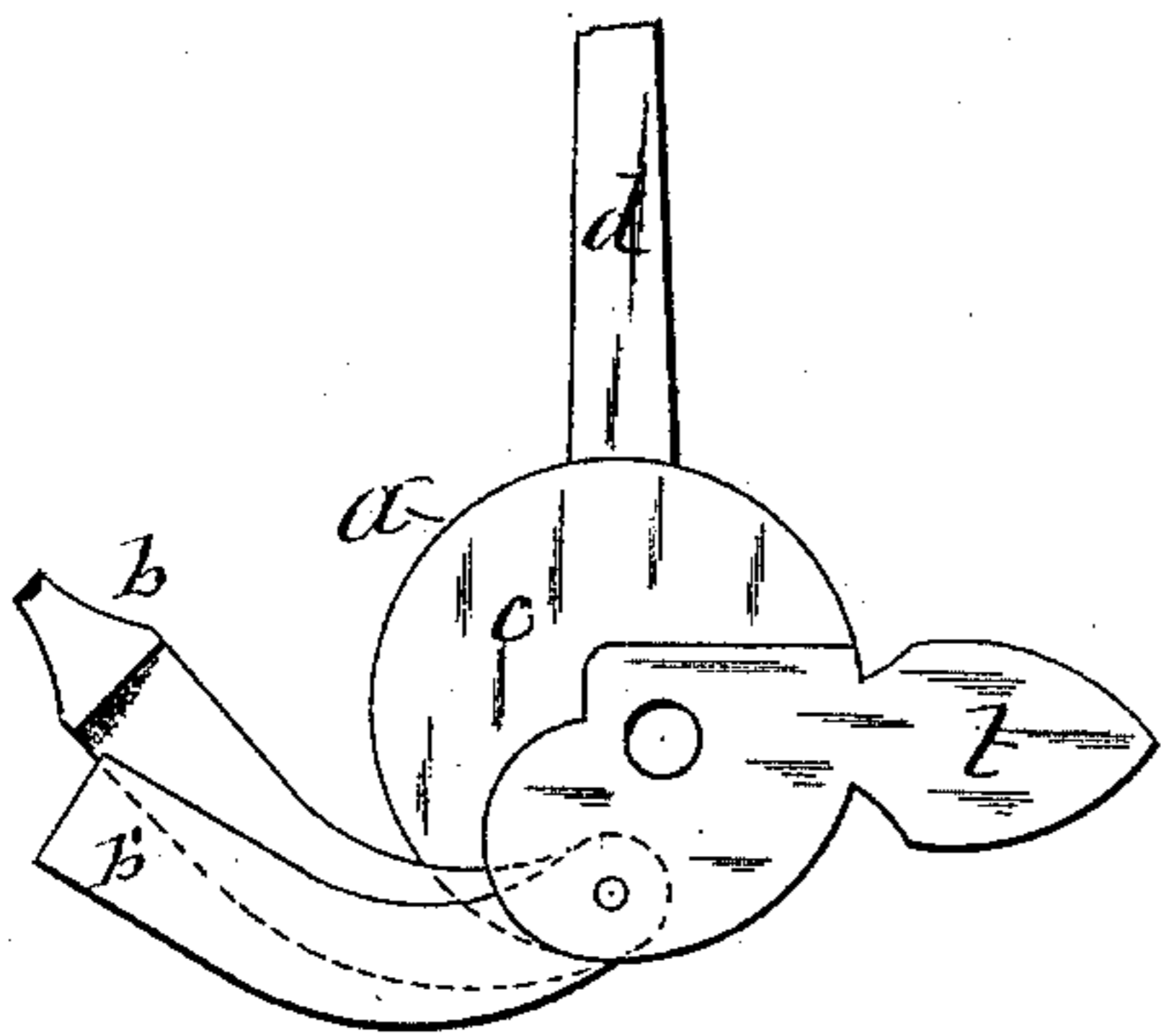


Fig. 2




Fig. 3

Witnesses:

J. J. Laass,
C. L. Bendigou

Inventor.

Thomas D. Hammond.

By his Attorneys

Wright, Laass & Dwell.

UNITED STATES PATENT OFFICE.

THOMAS D. HAMMOND, OF SYRACUSE, NEW YORK, ASSIGNOR OF ONE-HALF
TO ELLEN J. KELLER, OF SAME PLACE.

CARPET-FASTENER.

SPECIFICATION forming part of Letters Patent No. 385,554, dated July 3, 1888.

Application filed April 4, 1888. Serial No. 269,553. (Model.)

To all whom it may concern:

Be it known that I, THOMAS D. HAMMOND, of Syracuse, in the county of Onondaga, in the State of New York, have invented new and useful Improvements in Stair-Carpet Fasteners, of which the following, taken in connection with the accompanying drawings, is a full, clear, and exact description.

This invention consists, chiefly, of a pivoted plate secured to the riser of the stair and provided with a clamp adapted to engage the edge of the stair-carpet, and by turning said plate on its pivot while the clamp grips the edge of the carpet the latter is stretched, as may be desired, said device thus constituting a stair-carpet fastener which is simple in construction and convenient and efficient in its operation.

The invention also consists in the combination, with the aforesaid device, of an arm projecting from the pivoted plate and serving as a lever for turning the same.

The invention also consists in providing said arm with a spur adapted to engage and hold in position the crash covering the central portion of the carpet; and the invention also consists in a peculiar construction of the aforesaid plate with the jaws pivoted thereon, whereby the latter are caused to automatically tighten their hold on the carpet during the operation of stretching the carpet; and the invention furthermore consists in providing the pivoted plate with a tongue which engages the riser and serves to retain the plate in its position for holding the carpet in its stretched condition, all as hereinafter more fully described, and specifically set forth in the claims.

In the annexed drawings, Figure 1 is a front elevation of a section of stairs provided with my improved carpet-fasteners. Fig. 2 is an enlarged detached view of the rear of the pivoted plate; and Fig. 3 is an edge view of the said plate, showing the wedging-slot which causes the clamp to automatically tighten its hold on the carpet.

Similar letters of reference indicate corresponding parts.

a designates one of a pair of annular plates which are pivoted eccentrically to the lower portion of the riser *R* of the stairs, and in such

positions as to bring said plates near the edges of the stair-carpet, as illustrated in Fig. 1 of the drawings. Each of said plates is formed with a recess or slot, *c*, extending from the edge at one side of the plate a considerable depth toward the center of the plate, as shown in Fig. 3 of the drawings. Said slot is formed wedging, or with one side oblique to the plane of the plate, as illustrated in Fig. 2 of the drawings, and in the wide portion of said slot and eccentrically in relation to the pivot of the plate are pivoted two clamping-jaws, *b b'*, which have sufficient lateral play to allow the edge of the stair-carpet to be inserted between them. The plate *a* may be either formed with suitable projections or lugs, *l l*, to afford a hold for the hand by which to turn said plate on its pivot, or said plate may be provided with a rigid arm, *d*, extended radially from the plate. Said arm serves as a lever for turning the plate, as aforesaid, and when in its operative position it presses the carpet closely against the riser *R*.

In operating the described device the plate *a* is turned so as to bring the arm *d* in an erect position, and when in this position the pivot of the clamp *b b'* is below the pivot of the plate, and the jaws of the clamp have sufficient lateral play to allow the edge of the carpet to be introduced between them. Then by turning the plate *a* so as to cause the arm *d* to lie horizontally across the front of the carpet the jaws *b b'* are caused to slide into the narrow portion of the slot *c*, and thereby become compressed, and thus their grip on the carpet is re-enforced, while the said jaws draw the carpet down tightly and stretch it snugly across the front of the riser *R*. In order to retain the plate *a* in its said operative position, I provide the same with a tongue, *t*, which projects from the edge of the plate, preferably at right angles to the arm *d*, and bears against the riser.

The free end of the arm *d*, I provide with a downward-projecting spur, *e*, preferably formed integral with the arm. Said spur engages and holds the edge of the crash, *C*, covering the central portion of the carpet.

Having described my invention, what I claim as new, and desire to secure by Letters Patent, is—

1. The stair-carpet fastener composed of the pivoted plate *a* on the riser and formed with the wedging-slot *c*, and the jaws *b b'*, pivoted in the wide portion of said slot, substantially
5 as described and shown.

2. The stair-carpet fastener composed of the plate *a*, pivoted to the riser, a clamp on said plate adapted to engage the edge of the carpet, and the tongue *t*, projecting from the plate and
10 adapted to bear on the riser, substantially as and for the purpose set forth.

3. The stair-carpet fastener composed of the plate *a*, pivoted to the riser, a clamp on said plate adapted to engage the edge of the carpet,
15 and the arm *d*, and tongue *t*, projecting radially from the arm in different directions, substantially as described and shown.

4. The improved stair-carpet fastener composed of the plate *a*, pivoted to the riser and formed with the wedging-slot *c*, the jaws *b b'*,
20 pivoted in the wide portion of said slot, the arm *d*, extended radially from the plate and provided with the spur *e*, and the tongue *t*, projecting from the plate at right angles to the arm, substantially as described and shown. 25

In testimony whereof I have hereunto signed my name, in the presence of two witnesses, at Syracuse, in the county of Onondaga, in the State of New York; this 27th day of March, 1888.

THOMAS D. HAMMOND. [L. S.]

Witnesses:

C. H. DUELL,
J. J. LAASS.